



ADAC GT Masters

Results Free Practice 2

Provisional



Hockenheimring, Length: 4574 m

Air temperature: 22.2°C

Track temperature: 28.8°C

Weather condition: Dry

DMSB Reg. Nr.: 253/15
Deutscher Motor Sport Bund e.V.

Friday 2.10.2015 12:15

started : 20 classified : 20 not classified : 0

	Drivers	Team	Car	Lap	Best Time	Gap	Diff	Kph	Day Time
1	42 H.Proczyk/B.Schneider	HP Racing	Mercedes-Benz SLS AMG GT3	17	1:40.097			164,5	12:53:29
2	7 L.Stolz/T.Dillmann	Bentley Team HTP	Bentley Continental GT3	17	1:40.105	0.008	0.008	164,5	12:58:19
3	21 S.Asch/L.Ludwig	Team Zakspeed	Mercedes-Benz SLS AMG GT3	26	1:40.121	0.024	0.016	164,5	13:13:18
4	8 C.Schmid/F.Hamprecht	Bentley Team HTP	Bentley Continental GT3	17	1:40.122	0.025	0.001	164,5	12:56:09
5	1 S.Wackerbauer/K.van der Linde	C. Abt Racing	Audi R8 LMS ultra	26	1:40.227	0.130	0.105	164,3	13:06:40
6	80 B.Spengler/D.Baumann	BMW Sports Trophy Team Schubert	BMW Z4 GT3	14	1:40.228	0.131	0.001	164,3	12:43:47
7	2 J.Pepper/N.Thiim	C. Abt Racing	Audi R8 LMS ultra	17	1:40.269	0.172	0.041	164,2	12:46:58
8	66 A.Wirth/D.Keilwitz	Callaway Competition	Corvette Z06.R GT3	6	1:40.472	0.375	0.203	163,9	12:27:40
9	19 N.Mackschin(*G*)/C.Hürtgen	BMW Sports Trophy Team Schubert	BMW Z4 GT3	16	1:40.616	0.519	0.144	163,7	12:49:16
10	23 M.Gassner(*G*)/F.Strauss	MRS GT Racing	Nissan GT-R Nismo GT3	6	1:40.670	0.573	0.054	163,6	12:26:58
11	36 C.Engelhart/K.Bachler	Schütz Motorsport	Porsche 911 GT3 R	9	1:40.786	0.689	0.116	163,4	12:36:48
12	3 A.Weishaupt(*G*)/C.Jöns	C. Abt Racing	Audi R8 LMS ultra	6	1:40.856	0.759	0.070	163,3	13:01:40
13	24 F.Stoll/M.Basseng	kfzteile24 MS RACING	Audi R8 LMS ultra	15	1:40.950	0.853	0.094	163,1	12:48:45
14	100 D.Dobitsch/E.Sandström	kfzteile24 MS RACING	Audi R8 LMS ultra	10	1:40.984	0.887	0.034	163,1	12:39:50
15	69 P.Assenheimer/A.Simonsen	Callaway Competition	Corvette Z06.R GT3	23	1:41.034	0.937	0.050	163,0	13:13:53
16	13 R.Lips(*G*)/S.Barth	RWT-Racing Team	Corvette Z06.R GT3	9	1:41.039	0.942	0.005	163,0	12:32:42
17	16 R.Frey/P.Geipel	YACO Racing	Audi R8 LMS ultra	13	1:41.063	0.966	0.024	162,9	12:45:25
18	14 N.Verdonck/F.Kechele	Lambda Performance	Ford GT GT3	6	1:41.791	1.694	0.728	161,8	12:26:06
19	12 M.Joos(*G*)/L.Marionek	Senkyr Motorsport	BMW Z4 GT3	14	1:41.981	1.884	0.190	161,5	12:51:26
	22 D.Jöst(*G*)/F.Scholze(*G*)	MRS GT Racing	Nissan GT-R Nismo GT3	0					

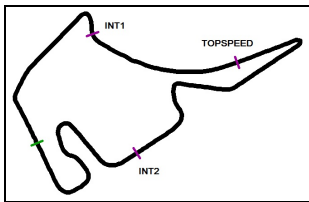
(*G*) marks the gentlemen driver

Subject to final scrutineering!

Publications Time:

Clerk of the course:

Time Keeping:



ADAC GT Masters

Lap analysis Free Practice 2



Provisional

DMSB Reg. Nr.: 253/15
Deutscher Motor Sport Bund e.V.

Hockenheimring, Length: 4574 m
Air temperature: 22.1°C
Track temperature: 28.8°C
Weather condition: Dry

Friday 2.10.2015 12:15

Lap	Time	SE1	SP1	SE2	SP2	SE3	SP3	TSP	Lap	Time	SE1	SP1	SE2	SP2	SE3	SP3	TSP
1 Stefan Wackerbauer, DEU/ Kelvin van der Linde, ZAF									theoretical besttime: 1:40.174								
1	2:09.171	41.630	125	53.238	178	34.303	197	227	17	1:40.785	22.275	159	46.405	192	32.105	202	254
2	1:44.945	23.955	151	47.909	185	33.081	200	249	18	1:41.299	22.414	156	46.542	194	32.343	200	254
3	1:45.241	22.752	152	49.465	191	33.024	199	243	19	1:45.463	22.338	159	46.427	193	36.698		256
4	1:42.306	22.880	159	46.864	189	32.562	199	254	20	2:39.062	1:20.108	159	46.725	192	32.229	202	255
5	1:49.146	22.520	156	49.465	189	37.161		239	21	1:46.954	23.449	156	46.585	193	36.920		255
6	3:14.761	1:51.706	124	49.984	184	33.071	200	245	22	3:22.739	1:57.536	118	51.379	186	33.824	196	200
7	1:45.750	22.383	158	47.151	180	36.216	200	254	23	1:47.556	23.348	153	51.421	190	32.787	200	251
8	1:41.343	22.487	159	46.629	192	32.227	200	253	24	1:40.933	22.243	152	46.653	193	32.037	203	254
9	1:41.256	22.571	159	46.410	191	32.275	202	254	25	1:40.420	22.244	159	46.242	192	31.934	202	256
10	1:40.987	22.343	160	46.396	192	32.248	201	255	26 1:40.227	22.124	157	46.199	194	31.904	203	256	
11	3:04.110	22.401	158	46.696	193	1:55.013		254	27	1:46.651	22.618	161	46.827	193	37.206		256
12	2:49.780	1:30.074	148	47.260	190	32.446	201	252	28	2:41.346	1:22.618	160	46.621	193	32.107	202	254
13	1:42.155	22.619	141	47.225	194	32.311	201	252	29	1:40.505	22.345	159	46.242	195	31.918	203	255
14	1:41.429	22.399	156	46.609	192	32.421	201	254	30	1:43.686	22.122	159	49.210	193	32.354	203	241
15	1:41.017	22.381	159	46.471	191	32.165	201	255	31	1:40.959	22.071	160	46.372	195	32.516	202	253
16	1:41.196	22.342	159	46.436	194	32.418	200	254	32	1:50.482	22.745	160	47.115	191	40.622		252

2 Jordan Lee Pepper, ZAF/ Nicki Thiim, DNK									theoretical besttime: 1:40.056								
1	2:07.779	42.782	136	49.694	187	35.303	195	238	17 1:40.269	22.117	160	46.200	194	31.952	200	253	
2	1:42.056	22.543	158	46.918	188	32.595	199	251	18	1:40.307	22.223	159	46.345	193	31.739	201	253
3	1:42.006	22.554	159	46.760	187	32.692	199	252	19	2:50.972	22.371	159	46.309	192	1:42.292		253
4	1:42.096	22.508	160	46.824	190	32.764	199	253	20	2:51.973	1:29.372	156	49.857	186	32.744	199	250
5	1:46.913	22.541	159	47.001	187	37.371		254	21	1:42.056	22.647	159	47.115	191	32.294	200	252
6	2:44.645	1:23.938	158	47.781	188	32.926	198	251	22	1:41.918	22.572	159	46.995	191	32.351	199	253
7	1:43.603	23.370	157	47.538	189	32.695	199	252	23	1:41.875	22.613	157	47.006	191	32.256	200	252
8	1:42.813	22.706	157	47.421	190	32.686	198	252	24	1:41.799	22.568	159	46.848	192	32.383	200	253
9	1:43.803	23.028	156	48.000	189	32.775	197	252	25	1:46.608	22.531	159	47.033	190	37.044		253
10	1:42.531	22.644	157	47.337	190	32.550	200	251	26	3:35.241	2:09.381	156	49.279	152	36.581	199	252
11	1:43.466	23.332	156	47.369	190	32.765	198	252	27	1:44.904	22.536	159	46.859	191	35.509	194	253
12	1:42.942	22.959	157	47.292	189	32.691	198	253	28	1:43.780	23.802	157	47.186	190	32.792	202	254
13	1:43.190	23.013	155	47.439	188	32.738	199	252	29	1:49.199	23.113	158	47.240	184	38.846		253
14	1:49.558	23.152	157	48.248	184	38.158		251	30	2:53.806	1:34.637	159	46.842	192	32.327	200	251
15	2:59.579	1:34.976	136	51.374	185	33.229	198	226	31	1:41.244	22.336	159	46.689	191	32.219	201	250
16	1:40.998	22.379	160	46.609	191	32.010	201	253	32	2:04.733	24.014	134	53.715	162	47.004		207

3 Andreas Weishaupt, DEU/ Christer Jöns, DEU									theoretical besttime: 1:40.801								
1	2:06.203	42.577	127	49.192	188	34.434	200	241	8	2:53.389	1:26.757	158	47.058	191	39.574	198	254
2	4:17.905	22.666	161	2:01.398	806	1:53.841		250	9	1:43.372	23.106	159	47.293	187	32.973	199	255
3	35:11.861	33:45.642	119	52.271	166	33.948	199	234	10	1:42.849	22.784	159	47.133	191	32.932	200	251
4	1:42.060	22.598	161	46.939	187	32.523	201	252	11	1:48.747	22.910	159	47.046	191	38.791		251
5	1:41.095	22.384	160	46.474	190	32.237	200	252	12	2:43.594	1:23.845	160	46.974	188	32.775	200	249
6	1:40.856	22.197	160	46.529	193	32.130	201	251	13	1:56.403	22.486	161	46.819	192	47.098		248
7	1:46.614	22.234	161	46.769	187	37.611		254									

7 Luca Stolz, DEU/ Tom Dillmann, FRA									theoretical besttime: 1:40.105								
1	2:33.604	58.160	124	54.217	170	41.227	199	210	14	1:40.745	22.355	159	46.160	193	32.230	204	261
2	1:49.389	23.713	148	49.937	188	35.739	201	260	15	1:41.216	22.166	163	47.008	193	32.042	204	262
3	1:42.720	22.801	160	46.784	193	33.135	202	260	16	1:43.283	22.316	163	46.269	193	34.698	203	260
4	1:42.286	22.827	160	46.680	193	32.779	202	261	17 1:40.105	22.130	163	46.026	192	31.949	203	262	
5	1:41.926	22.607	160	46.705	194	32.614	203	260	18	1:45.515	22.191	162	46.210	194	37.114		262
6	1:41.769	22.715	160	46.461	194	32.593	201	261	19	6:01.268	4:40.779	149	47.692	190	32.797	204	260
7	1:53.479	22.885	161	52.735	195	37.859		262	20	1:41.487	22.619	160	46.498	194	32.370	204	262
8	3:08.805	1:48.833	158	47.168	193	32.804	200	261	21	1:41.112	22.500	161	46.320	195	32.292	205	261
9	1:41.731	22.728	160	46.652	191	32.351	205	261	22	1:47.040	22.898	155	50.559	165	33.583	205	262
10	1:41.688	22.454	162	46.671	188	32.563	202	261	23	1:40.924	22.324	162	46.300	194	32.300	204	262
11	1:47.258	22.655	159	46.795	188	37.808		261	24	1:42.462	22.449	159	46.796	196	33.217	205	259
12	13:22.680	11:50.257	126	56.601	171	35.822	197	200	25	1:46.865	22.635	148	46.799	194	37.431		257
13	1:46.938	23.983	148	48.915	187	34.040	203	257									



ADAC GT Masters

Lap analysis Free Practice 2



Provisional

DMSB Reg. Nr.: 253/15
Deutscher Motor Sport Bund e.V.

Hockenheimring, Length: 4574 m

Air temperature: 22.1°C

Track temperature: 28.8°C

Weather condition: Dry

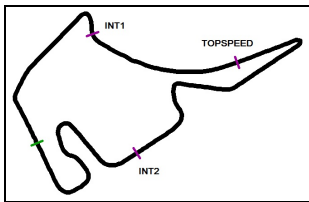
Friday 2.10.2015 12:15

Lap	Time	SE1	SP1	SE2	SP2	SE3	SP3	TSP	Lap	Time	SE1	SP1	SE2	SP2	SE3	SP3	TSP
8 Clemens Schmid, AUT/ Fabian Hamprecht, DEU									theoretical besttime: 1:39.994								
1	2:20.059	50.470	120	54.596	182	34.993	197	208	14	1:41.094	22.585	159	46.250	196	32.259	204	259
2	1:43.321	23.187	155	47.358	191	32.776	202	258	15	1:40.381	22.184	162	46.081	195	32.116	205	260
3	1:43.085	22.688	160	47.653	187	32.744	202	259	16	1:40.302	22.061	162	46.295	192	31.946	203	259
4	1:42.461	22.524	162	47.085	190	32.852	204	262	17	1:40.122	22.189	161	46.032	194	31.901	204	259
5	1:41.621	22.155	159	46.769	193	32.697	204	261	18	1:43.258	22.410	159	46.505	191	34.343	204	259
6	1:41.320	22.166	160	46.377	195	32.777	202	262	19	3:10.168	22.239	160	46.193	193	2:01.736		260
7	1:46.397	22.582	159	46.613	193	37.202		263	20	3:06.275	1:47.294	157	46.728	195	32.253	204	259
8	4:46.890	3:27.508	157	47.006	193	32.376	204	257	21	1:40.724	22.350	160	46.244	194	32.130	205	260
9	1:41.447	22.448	161	46.702	191	32.297	204	258	22	1:43.185	24.005	153	46.645	192	32.535	204	260
10	1:41.556	22.503	160	46.637	193	32.416	204	259	23	1:40.626	22.205	160	46.157	194	32.264	206	260
11	1:45.707	22.369	161	46.343	194	36.995		260	24	1:40.831	22.194	162	46.272	195	32.365	204	259
12	10:11.490	8:42.296	137	52.420	185	36.774	201	240	25	1:47.128	22.366	161	46.123	195	38.639		260
13	1:41.820	22.710	159	46.693	195	32.417	204	258									

12 Michael Joos, DEU/ Lennart Marioneck, DEU									theoretical besttime: 1:41.732								
1	7:11.482	5:32.226	98	57.665	181	41.591		175	14	1:41.981	22.566	158	46.958	193	32.457	200	253
2	3:58.710	2:36.936	149	48.420	189	33.354	196	246	15	1:46.683	22.735	160	46.886	193	37.062		253
3	1:49.059	22.963	158	48.039	188	38.057		248	16	3:54.131	2:34.299	160	46.982	192	32.850	199	253
4	3:58.709	2:33.322	138	51.921	186	33.466	196	217	17	1:42.385	22.508	159	46.965	192	32.912	199	252
5	1:43.980	23.365	157	47.612	187	33.003	196	251	18	1:42.352	22.844	160	46.804	193	32.704	199	253
6	1:43.268	23.012	158	47.649	189	32.607	197	252	19	1:42.469	22.684	160	47.110	193	32.675	200	252
7	1:42.797	22.642	153	47.553	188	32.602	198	251	20	2:46.230	22.821	160	47.129	190	1:36.280		253
8	1:42.685	22.652	157	47.419	190	32.614	198	251	21	5:15.250	3:54.950	158	47.251	192	33.049	201	251
9	1:47.735	22.672	158	47.480	191	37.583		252	22	1:44.710	22.555	159	47.114	191	35.041	201	252
10	3:56.165	2:36.097	161	47.205	194	32.863	199	251	23	1:42.376	22.471	158	47.201	193	32.704	200	252
11	1:44.979	22.713	160	47.126	177	35.140	198	252	24	1:44.740	22.619	160	48.728	186	33.393	199	251
12	1:42.173	22.523	160	46.974	192	32.676	199	251	25	1:51.061	22.690	159	47.152	193	41.219		250
13	1:42.607	22.756	160	47.009	193	32.842	200	252									

13 Remo Lips, CHE/ Sven Barth, DEU									theoretical besttime: 1:40.684								
1	2:45.170	1:05.376	112	58.120	183	41.674		193	14	10:18.295	8:57.193	152	47.542	193	33.560	202	261
2	2:57.333	1:33.134	146	48.176	173	36.023	202	258	15	1:43.425	23.154	160	47.113	190	33.158	201	263
3	1:44.820	22.631	160	47.530	187	34.659	203	263	16	1:43.266	23.071	160	46.954	191	33.241	200	264
4	1:42.167	22.697	160	46.853	189	32.617	204	261	17	1:42.805	22.973	156	46.897	193	32.935	202	263
5	1:46.907	22.318	161	46.282	191	38.307	202	264	18	1:42.404	22.808	160	46.722	193	32.874	204	263
6	1:41.709	22.721	159	46.397	194	32.591	204	263	19	1:41.958	22.672	161	46.688	194	32.598	203	264
7	1:41.123	22.518	162	46.017	194	32.588	205	265	20	1:44.769	23.736	147	47.590	190	33.443	203	262
8	1:41.969	22.664	160	46.384	191	32.921	204	262	21	1:48.763	23.277	148	47.112	192	38.374		264
9	1:41.039	22.552	162	46.138	194	32.349	204	263	22	4:00.646	2:39.958	156	47.384	192	33.304	204	261
10	2:51.483	24.003	141	48.108	193	1:39.372		259	23	1:42.397	22.559	159	46.770	195	33.068	203	261
11	6:52.248	5:29.627	132	49.683	191	32.938	204	241	24	1:44.229	23.278	153	47.531	195	33.420	203	259
12	1:42.101	22.413	161	46.268	193	33.420	202	263	25	1:49.842	22.763	148	47.900	181	39.179		259
13	1:47.887	22.443	162	46.973	191	38.471		263									

14 Nico Verdonck, BEL/ Frank Kechele, DEU									theoretical besttime: 1:41.530								
1	2:28.400	54.548	122	55.859	136	37.993	193	198	11	1:42.556	22.811	159	46.981	194	32.764	201	257
2	1:49.513	25.445	154	50.301	184	33.767	200	249	12	1:46.546	22.638	161	46.546	193	37.362		257
3	1:42.524	22.886	161	46.690	191	32.948	200	256	13	8:01.120	6:40.699	155	47.433	189	32.988	200	255
4	1:42.200	22.861	161	46.612	191	32.727	202	256	14	1:42.634	22.803	159	46.930	192	32.901	199	256
5	1:42.050	22.527	158	46.843	192	32.680	201	256	15	1:42.505	22.794	159	46.828	191	32.883	200	256
6	1:41.791	22.628	161	46.706	193	32.457	201	257	16	1:47.141	22.962	159	47.016	192	37.163		256
7	1:42.063	22.701	159	46.797	191	32.565	200	256	17	4:25.088	3:02.166	155	49.084	185	33.838	198	254
8	1:42.058	22.657	162	46.679	192	32.722	201	257	18	1:47.970	23.329	160	49.319	133	35.322	189	255
9	1:46.642	22.693	161	46.789	192	37.160		257									
10	9:05.835	7:46.000	160	47.182	190	32.653	200	255									



ADAC GT Masters

Lap analysis Free Practice 2



Provisional

DMSB Reg. Nr.: 253/15
Deutscher Motor Sport Bund e.V.

Friday 2.10.2015 12:15

Hockenheimring, Length: 4574 m

Air temperature: 22.1°C

Track temperature: 28.8°C

Weather condition: Dry

Lap	Time	SE1	SP1	SE2	SP2	SE3	SP3	TSP	Lap	Time	SE1	SP1	SE2	SP2	SE3	SP3	TSP
16 Rahel Frey, CHE/ Philip Geipel, DEU									theoretical besttime: 1:40.562								
1	3:00.770	1:25.808	124	58.938	179	36.024	199	189	13	1:41.063	22.696	162	46.130	194	32.237	199	256
2	1:44.003	23.204	160	47.380	187	33.419	199	253	14	1:46.340	22.452	163	46.708	193	37.180		256
3	1:41.858	22.550	164	46.605	190	32.703	200	254	15	5:43.356	4:21.582	139	49.185	191	32.589	202	251
4	1:41.266	22.350	161	46.513	192	32.403	202	256	16	1:41.184	22.334	161	46.313	192	32.537	201	255
5	1:43.494	22.367	162	47.542	188	33.585	202	252	17	1:48.931	22.496	161	46.465	191	39.970		254
6	1:46.508	22.478	161	46.629	193	37.401		254	18	6:42.875	5:23.432	161	46.786	190	32.657	199	253
7	5:10.369	3:49.822	152	47.641	191	32.906	201	251	19	1:41.441	22.590	162	46.490	191	32.361	203	254
8	1:41.378	22.440	161	46.363	191	32.575	201	253	20	1:45.411	23.202	148	49.499	190	32.710	201	199
9	1:41.385	22.195	163	46.533	194	32.657	202	257	21	1:48.352	22.741	159	46.581	190	39.030		257
10	1:46.087	22.380	163	46.332	193	37.375		256	22	2:54.551	1:35.063	153	46.974	189	32.514	202	252
11	5:02.656	3:43.601	160	46.673	193	32.382	201	250	23	1:41.408	22.444	161	46.489	192	32.475	202	254
12	1:44.974	22.536	157	46.529	192	35.909	200	256	24	1:50.884	22.643	162	49.665	190	38.576		173

19 Niklas Mackschin, DEU/ Claudia Hürtgen, DEU									theoretical besttime: 1:40.485								
1	2:02.032	36.172	125	51.261	184	34.599	199	226	16	1:40.616	22.359	161	46.273	197	31.984	202	254
2	1:45.164	23.213	158	48.413	191	33.538	199	251	17	1:48.904	24.216	142	51.578	167	33.110	202	227
3	1:42.338	22.675	161	47.059	191	32.604	201	254	18	2:45.033	22.461	160	46.531	195	1:36.041		256
4	1:43.982	22.940	158	46.826	192	34.216	200	256	19	4:03.618	2:43.765	158	47.172	192	32.681	201	255
5	1:42.061	22.597	157	46.888	192	32.576	200	254	20	1:41.685	22.476	162	46.687	193	32.522	201	254
6	1:41.624	22.471	161	46.744	193	32.409	200	254	21	1:40.900	22.232	159	46.605	194	32.063	203	256
7	1:41.822	22.544	157	46.732	193	32.546	201	254	22	1:40.868	22.228	160	46.587	195	32.053	203	256
8	1:48.515	23.240	149	47.272	192	38.003		255	23	1:42.790	23.453	160	46.802	193	32.535	201	256
9	4:40.275	3:19.432	138	47.988	191	32.855	201	251	24	1:48.197	23.571	160	47.499	192	37.127		260
10	1:42.066	22.623	159	46.773	193	32.670	201	255	25	3:22.230	1:58.702	161	48.640	132	34.888	203	257
11	1:42.104	22.717	160	46.895	193	32.492	202	255	26	1:41.014	22.342	161	46.443	196	32.229	203	256
12	1:48.485	22.717	158	47.221	191	38.547		256	27	1:41.179	22.334	160	46.429	192	32.416	202	257
13	5:10.240	3:41.146	126	51.946	146	37.148	192	249	28	1:41.453	22.400	160	46.558	196	32.495	203	254
14	1:43.403	23.137	159	47.107	192	33.159	199	256	29	1:41.367	22.304	158	46.652	194	32.411	203	252
15	1:41.557	22.736	161	46.551	194	32.270	202	253	30	1:59.902	24.318	139	54.714	169	40.870		198

21 Sebastian Asch, DEU/ Luca Ludwig, DEU									theoretical besttime: 1:39.902								
1	2:27.387	49.067	130	59.566	161	38.754	154	162	15	1:40.663	22.419	162	46.044	194	32.200	203	262
2	1:57.679	28.177	152	52.998	190	36.504	199	221	16	1:45.575	22.210	162	46.094	193	37.271		262
3	1:51.841	23.088	158	48.393	190	40.360		261	17	3:13.289	1:53.743	161	46.643	194	32.903	204	263
4	5:24.420	4:02.042	146	48.919	191	33.459	201	237	18	1:41.261	22.491	162	46.195	193	32.575	203	263
5	1:42.383	22.797	159	46.695	191	32.891	202	260	19	1:41.263	22.371	160	46.358	192	32.534	203	263
6	1:46.694	22.788	161	46.606	193	37.300		262	20	1:47.578	22.570	161	46.539	189	38.469		263
7	3:41.837	2:15.230	127	52.093	182	34.514	200	217	21	3:47.133	2:15.946	137	55.449	146	35.738	202	196
8	1:44.592	22.745	160	47.791	140	34.056	202	261	22	1:50.422	23.953	161	49.741	159	36.728	204	262
9	1:41.247	22.419	163	46.434	193	32.394	203	262	23	1:46.971	23.100	128	50.356	192	33.515	204	215
10	1:40.940	22.372	159	46.273	193	32.295	204	262	24	1:41.594	22.797	161	46.290	195	32.507	206	261
11	1:40.562	22.319	162	46.085	193	32.158	204	262	25	1:40.143	22.103	161	45.822	196	32.218	204	262
12	2:55.314	22.311	160	47.231	192	1:45.772		261	26	1:40.121	21.963	163	46.041	196	32.117	204	262
13	3:46.530	2:27.443	155	46.559	194	32.528	202	260	27	1:46.095	22.279	162	46.480	193	37.336		261
14	1:40.852	22.275	161	46.223	195	32.354	202	261									

22 Dominic Jöst, DEU/ Florian Scholze, DEU									theoretical besttime: 1:14.889								
1	12:18.420	10:50.251	124	53.258	172	34.911	185	226	3	21:32.757	19:52.198	134	54.495	174	46.064		227
2	1:52.578	24.647	148	50.242	181	37.689		234	4	4:59.847	3:23.341	136	52.513	173	43.993		226

23 Marc Gassner, DEU/ Florian Strauss, DEU									theoretical besttime: 1:40.630								
1	3:21.917	1:48.086	114	55.270	168	38.561	196	243	16	1:41.117	22.536	159	46.162	195	32.419	200	260
2	1:50.634	24.191	147	50.612	181	35.831	203	252	17	1:41.858	22.548	161	46.577	196	32.733	190	260
3	1:42.507	22.904	162	46.596	195	33.007	204	259	18	1:41.547	22.651	159	46.380	197	32.516	204	259
4	1:41.340	22.404	157	46.386	197	32.550	204	258	19	1:46.177	22.433	160	46.571	196	37.173		260
5	1:40.973	22.269	161	46.267	197	32.437	204	259	20	5:08.367	3:47.044	158	47.313	194	34.010	203	259
6	1:40.670	22.258	163	46.116	196	32.296	204	260	21	1:44.036	23.164	148	47.574	194	33.298	204	259
7	1:42.072	22.938	162	46.528	196	32.606	204	261	22	1:42.550	22.697	159	46.780	195	33.073	203	260



ADAC GT Masters

Lap analysis Free Practice 2



Provisional

Hockenheimring, Length: 4574 m

Air temperature: 22.1°C

Track temperature: 28.8°C

Weather condition: Dry

DMSB Reg. Nr.: 253/15
Deutscher Motor Sport Bund e.V.

Friday 2.10.2015 12:15

Lap	Time	SE1	SP1	SE2	SP2	SE3	SP3	TSP	Lap	Time	SE1	SP1	SE2	SP2	SE3	SP3	TSP
8	1:41.012	22.428	162	46.141	196	32.443	204	262	23	1:42.379	22.683	162	46.605	195	33.091	202	260
9	2:55.394	22.792	161	46.227	197	1:46.375		261	24	1:42.964	22.603	160	46.797	182	33.564	204	260
10	3:06.369	1:46.136	151	47.077	195	33.156	203	258	25	1:43.208	22.942	150	47.305	193	32.961	204	259
11	1:41.665	22.816	163	46.350	196	32.499	203	260	26	1:42.526	22.800	158	46.536	195	33.190	196	261
12	1:41.739	22.723	161	46.760	193	32.256	205	259	27	1:42.381	22.929	160	46.521	195	32.931	205	261
13	1:43.117	24.132	161	46.431	194	32.554	203	260	28	1:41.916	22.601	162	46.480	196	32.835	205	259
14	1:41.689	22.715	161	46.570	196	32.404	204	259	29	1:48.345	22.747	160	46.800	195	38.798		260
15	1:42.528	22.682	163	47.048	182	32.798	204	262									

24 Florian Stoll, DEU/ Marc Basseng, DEU

theoretical besttime: 1:40.854

1	2:16.526	44.613	133	51.310	186	40.603		246	15	1:40.950	22.329	160	46.447	194	32.174	202	259
2	2:48.812	1:24.951	141	50.312	185	33.549	200	244	16	1:47.939	22.470	159	46.479	196	38.990		256
3	1:42.367	22.866	161	46.717	191	32.784	202	252	17	5:10.499	3:49.345	160	46.830	189	34.324	202	256
4	1:42.032	22.447	158	46.996	193	32.589	201	254	18	1:41.701	22.720	162	46.492	191	32.489	200	255
5	1:41.826	22.468	161	46.759	195	32.599	202	252	19	1:42.208	22.551	163	46.351	193	33.306	200	260
6	1:41.561	22.460	161	46.585	194	32.516	202	251	20	1:41.446	22.475	161	46.549	194	32.422	200	257
7	1:41.806	22.681	161	46.507	193	32.618	203	253	21	1:51.073	22.900	160	48.669	138	39.504		253
8	1:47.317	22.753	161	46.707	194	37.857		255	22	3:38.422	2:17.133	161	47.029	190	34.260	200	255
9	5:49.970	4:30.446	160	46.887	193	32.637	202	253	23	1:41.730	22.673	162	46.686	190	32.371	204	255
10	1:42.129	22.775	160	46.696	194	32.658	203	252	24	1:41.467	22.504	163	46.571	193	32.392	204	256
11	1:47.231	22.596	160	46.830	194	37.805		252	25	1:41.485	22.545	161	46.528	193	32.412	204	256
12	3:59.423	2:34.645	141	50.577	189	34.201	199	221	26	1:41.914	22.528	162	46.810	192	32.576	202	256
13	1:42.114	23.037	163	46.510	193	32.567	202	256	27	1:42.153	22.495	160	47.044	193	32.614	199	253
14	1:41.337	22.511	162	46.546	195	32.280	202	255	28	1:47.159	22.606	161	46.968	189	37.585		252

36 Christian Engelhart, DEU/ Klaus Bachler, AUT

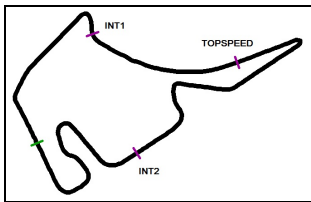
theoretical besttime: 1:40.784

1	2:42.298	1:03.130	137	58.678	171	40.490		178	13	1:41.468	22.474	159	46.533	195	32.461	202	257
2	2:46.989	1:23.413	155	48.123	186	35.453	199	252	14	1:42.201	22.825	158	46.931	193	32.445	202	258
3	1:42.426	22.733	160	46.717	192	32.976	200	255	15	1:49.412	22.470	159	46.467	185	40.475		257
4	1:41.316	22.468	159	46.431	192	32.417	201	254	16	7:12.379	5:52.080	158	47.418	192	32.881	200	256
5	1:41.443	22.239	161	46.727	190	32.477	201	255	17	1:41.907	22.911	160	46.556	192	32.440	201	257
6	1:47.309	22.303	159	46.856	181	38.150		255	18	1:41.404	22.348	158	46.583	193	32.473	200	258
7	6:04.773	4:44.130	156	47.519	189	33.124	200	253	19	1:41.516	22.332	160	46.475	193	32.709	201	258
8	1:41.574	22.666	158	46.469	191	32.439	200	255	20	1:41.312	22.381	160	46.425	193	32.506	201	259
9	1:40.786	22.241	161	46.260	193	32.285	201	256	21	1:41.406	22.381	158	46.567	194	32.458	202	258
10	2:58.816	22.695	160	46.767	187	1:49.354		256	22	1:49.222	24.637	160	46.854	193	37.731		260
11	6:08.725	4:47.983	157	47.376	193	33.366	201	256									
12	1:42.714	22.807	159	46.956	193	32.951	201	257									

42 Hari Proczyk, AUT/ Bernd Schneider, DEU

theoretical besttime: 1:40.097

1	2:16.944	52.115	131	50.660	187	34.169	199	252	15	1:41.328	22.609	161	46.356	193	32.363	202	261
2	1:42.928	22.796	156	47.436	186	32.696	203	257	16	1:40.182	22.219	162	45.927	196	32.036	205	264
3	1:41.199	22.359	157	46.221	193	32.619	202	263	17	1:40.097	22.169	160	45.892	195	32.036	205	263
4	1:44.748	22.587	160	46.352	193	35.809	202	264	18	1:45.617	22.294	162	46.533	192	36.790		265
5	1:41.297	22.368	160	46.187	195	32.742	201	261	19	2:57.140	1:36.892	149	47.148	194	33.100	199	260
6	1:41.633	22.269	159	46.418	196	32.946	202	263	20	1:41.266	22.522	158	46.272	193	32.472	201	263
7	1:41.021	22.357	160	46.142	192	32.522	203	262	21	1:40.856	22.531	160	46.067	195	32.258	204	265
8	3:07.611	22.821	160	46.328	195	1:58.462		264	22	1:41.061	22.343	159	46.328	191	32.390	204	262
9	4:56.945	3:34.995	140	47.836	191	34.114	201	259	23	1:41.907	22.562	152	46.566	194	32.779	202	261
10	1:41.304	22.490	160	46.273	194	32.541	203	262	24	1:41.176	22.370	158	46.209	192	32.597	203	264
11	1:41.303	22.375	161	46.403	185	32.525	202	263	25	1:48.779	22.645	158	51.544	177	34.590	201	265
12	1:44.117	22.633	157	49.046	189	32.438	204	265	26	1:41.660	22.591	160	46.391	194	32.678	204	262
13	1:49.401	23.000	160	46.401	195	40.000		260	27	1:41.076	22.414	160	46.226	190	32.436	203	261
14	5:57.789	4:34.095	133	50.104	190	33.590	200	253	28	1:47.636	22.548	161	47.065	193	38.023		262



ADAC GT Masters

Lap analysis Free Practice 2



Provisional

Hockenheimring, Length: 4574 m

Air temperature: 22.1°C

Track temperature: 28.8°C

Weather condition: Dry

DMSB Reg. Nr.: 253/15
Deutscher Motor Sport Bund e.V.

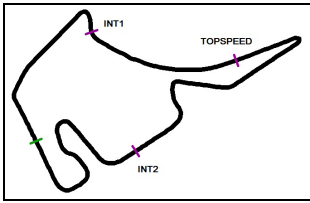
Friday 2.10.2015 12:15

Lap	Time	SE1	SP1	SE2	SP2	SE3	SP3	TSP	Lap	Time	SE1	SP1	SE2	SP2	SE3	SP3	TSP
66 Andreas Wirth, DEU/ Daniel Keilwitz, DEU									theoretical besttime: 1:40.324								
1	3:38.377	1:53.385	114	1:04.274	150	40.718	176	188	13	2:43.885	22.443	162	46.327	194	1:35.115	264	
2	2:00.282	28.442	144	50.747	152	41.093	205	241	14	6:34.295	5:14.173	159	46.986	188	33.136	205	261
3	1:59.898	26.301	132	57.504	131	36.093	206	219	15	1:41.465	22.491	162	46.453	195	32.521	202	264
4	1:41.192	22.523	164	46.413	196	32.256	209	261	16	1:43.806	22.481	163	46.407	194	34.918	208	264
5	1:40.557	22.179	163	46.148	194	32.230	208	267	17	1:48.015	23.077	160	47.034	194	37.904	206	264
6	1:40.472	22.327	165	45.959	194	32.186	210	264	18	9:14.973	7:54.606	157	47.125	192	33.242	208	263
7	1:45.546	22.295	165	46.038	198	37.213		266	19	1:42.488	23.202	162	46.434	194	32.852	209	264
8	6:17.285	4:52.227	143	51.967	192	33.091	207	249	20	1:41.782	22.542	162	46.455	195	32.785	210	264
9	1:41.215	22.346	161	46.333	195	32.536	208	263	21	1:45.930	22.472	163	46.305	196	37.153	206	264
10	1:41.434	22.462	162	46.226	194	32.746	201	264	22	2:57.951	1:29.078	137	52.532	179	36.341	205	238
11	1:41.861	22.666	164	46.374	191	32.821	208	265	23	1:53.991	23.964	152	50.254	189	39.773		258
12	1:41.606	22.433	163	46.345	194	32.828	202	264									

Lap	Time	SE1	SP1	SE2	SP2	SE3	SP3	TSP	Lap	Time	SE1	SP1	SE2	SP2	SE3	SP3	TSP
69 Patrick Assenheimer, DEU/ Andreas Simonsen, SWE									theoretical besttime: 1:40.807								
1	2:42.729	1:12.481	125	54.442	175	35.806	197	214	14	1:41.216	22.540	163	46.102	196	32.574	204	264
2	1:45.614	23.814	156	48.108	182	33.692	203	262	15	1:41.238	22.352	165	46.246	196	32.640	205	263
3	1:43.692	22.658	160	46.705	192	34.329	200	264	16	1:46.518	22.518	165	46.669	195	37.331		264
4	1:43.756	22.964	161	47.149	186	33.643	204	264	17	11:11.677	9:52.207	161	46.592	189	32.878	204	261
5	1:48.435	22.808	162	47.141	178	38.486		262	18	1:41.331	22.309	162	46.244	196	32.778	202	262
6	4:21.264	3:00.597	162	47.575	186	33.092	202	264	19	1:41.454	22.402	163	46.309	191	32.743	204	264
7	1:42.348	22.811	163	46.564	196	32.973	203	263	20	1:41.841	22.395	162	46.807	190	32.639	205	254
8	1:42.352	22.803	163	46.583	193	32.966	203	264	21	2:48.598	22.476	163	46.252	195	1:39.870	264	
9	2:13.854	22.895	162	1:10.386	180	40.573		264	22	3:14.343	1:54.770	161	46.765	194	32.808	204	262
10	4:44.511	3:08.183	117	59.108	170	37.220	187	175	23	1:41.034	22.416	163	46.094	196	32.524	204	262
11	1:50.420	25.731	151	49.577	170	35.112	198	259	24	1:41.700	22.411	161	46.567	193	32.722	202	261
12	1:44.551	23.734	159	47.904	189	32.913	204	259	25	1:45.900	22.440	161	46.131	196	37.329		261
13	1:41.157	22.376	163	46.377	196	32.404	205	264									

Lap	Time	SE1	SP1	SE2	SP2	SE3	SP3	TSP	Lap	Time	SE1	SP1	SE2	SP2	SE3	SP3	TSP
80 Bruno Spengler, CDN/ Dominik Baumann, AUT									theoretical besttime: 1:40.228								
1	2:05.895	35.499	121	51.232	187	39.164		244	16	3:13.161	1:53.484	159	47.086	194	32.591	202	255
2	2:44.413	1:24.053	154	47.478	191	32.882	200	252	17	1:41.388	22.446	160	46.710	193	32.232	203	256
3	1:41.612	22.562	158	46.656	195	32.394	200	254	18	1:40.825	22.222	161	46.442	195	32.161	202	256
4	1:41.697	22.787	160	46.586	194	32.324	203	255	19	1:40.776	22.269	160	46.375	194	32.132	202	254
5	1:41.398	22.465	160	46.648	193	32.285	201	254	20	1:40.778	22.310	161	46.431	195	32.037	202	258
6	1:41.538	22.712	159	46.607	194	32.219	201	256	21	1:45.903	22.225	161	46.468	193	37.210		257
7	1:41.248	22.497	157	46.603	195	32.148	202	255	22	4:22.947	3:03.162	159	47.349	191	32.436	202	255
8	1:45.470	22.312	159	46.567	195	36.591		256	23	1:40.978	22.296	161	46.383	195	32.299	202	256
9	5:16.507	3:52.629	130	50.512	186	33.366	200	249	24	1:41.449	22.454	161	46.625	192	32.370	202	257
10	1:41.363	22.685	160	46.479	194	32.199	201	255	25	1:47.247	22.432	161	46.854	193	37.961		258
11	1:40.762	22.398	157	46.461	193	31.903	203	255	26	3:21.935	2:02.956	162	46.661	194	32.318	203	256
12	1:45.387	22.260	159	46.524	193	36.603	204	257	27	1:41.145	22.398	161	46.484	195	32.263	202	255
13	1:40.327	22.152	159	46.280	196	31.895	204	257	28	1:41.600	22.413	161	46.491	195	32.696	202	254
14	1:40.228	22.144	161	46.277	195	31.807	201	259	29	1:47.321	22.441	160	46.768	193	38.112		254
15	2:40.068	22.146	160	46.310	198	1:31.612		258									

Lap	Time	SE1	SP1	SE2	SP2	SE3	SP3	TSP	Lap	Time	SE1	SP1	SE2	SP2	SE3	SP3	TSP
100 Daniel Dobitsch, AUT/ Edward Sandström, SWE									theoretical besttime: 1:40.650								
1	2:27.623	56.631	117	54.054	174	36.938	187	223	15	1:48.662	22.567	137	53.453	192	32.642	202	234
2	1:55.590	24.418	153	48.673	183	42.499		250	16	1:41.072	22.225	159	46.598	194	32.249	202	253
3	6:27.804	5:04.471	146	49.921	190	33.412	199	249	17	1:41.548	22.409	159	46.712	193	32.427	202	254
4	1:45.045	22.999	153	47.934	191	34.112	200	253	18	1:41.092	22.305	161	46.558	193	32.229	200	254
5	1:42.816	22.655	160	47.152	190	33.009	201	254	19	1:41.732	22.103	159	46.691	192	32.938	201	254
6	1:48.836	23.565	159	47.078	192	38.193		255	20	1:49.694	22.278	159	46.773	193	40.643		253
7	3:36.441	2:09.373	126	52.813	185	34.255	199	224	21	6:04.231	4:43.297	143	47.832	189	33.102	202	249
8	1:43.579	23.039	160	47.495	189	33.045	200	253	22	1:41.719	22.375	160	46.685	182	32.659	203	254
9	1:41.467	22.557	162	46.530	193	32.380	201	254	23	1:41.564	22.343	159	46.898	194	32.323	203	255
10	1:40.984	22.275	162	46.318	194	32.391	202	255	24	1:41.272	22.308	160	46.376	192	32.588	201	255
11	1:41.547	22.455	161	46.669	192	32.423	202	256	25	1:42.130	22.387	155	46.883	195	32.860	195	252
12	1:47.580	22.288	162	46.915	187	38.377		256	26	1:42.144	22.294	159	46.690	190	33.160	199	251
13	5:24.112	4:02.578	148	48.539	191	32.995	198	250	27	1:53.993	22.610	154	47.538	192	43.845		249



ADAC GT Masters

Lap analysis Free Practice 2

Provisional



Hockenheimring, Length: 4574 m

Air temperature: 22.1°C

Track temperature: 28.8°C

Weather condition: Dry

DMSB Reg. Nr.: 253/15
Deutscher Motor Sport Bund e.V.

Friday 2.10.2015 12:15

Lap	Time	SE1	SP1	SE2	SP2	SE3	SP3	TSP	Lap	Time	SE1	SP1	SE2	SP2	SE3	SP3	TSP
14	1:42.832	22.693	160	47.661	191	32.478	202	254									



ADAC GT Masters

Vmax list Free Practice 2

Provisional



Hockenheimring, Length: 4574 m

Air temperature: 22.0°C

Track temperature: 28.6°C

Weather condition: Dry

DMSB Reg. Nr.: 253/15
Deutscher Motor Sport Bund e.V.

Friday 2.10.2015 12:15

Nr	Team, Car, Driver, Nat	Top speed
66	Callaway Competition, Corvette Z06.R GT3 Wirth Andreas , DEU Keilwitz Daniel , DEU	267,13 km/h
13	RWT-Racing Team, Corvette Z06.R GT3 Lips Remo , CHE Barth Sven , DEU	265,10 km/h
42	HP Racing, Mercedes-Benz SLS AMG GT3 Proczyk Hari , AUT Schneider Bernd , DEU	264,97 km/h
69	Callaway Competition, Corvette Z06.R GT3 Assenheimer Patrick , DEU Simonsen Andreas , SWE	264,25 km/h
21	Team Zakspeed, Mercedes-Benz SLS AMG GT3 Asch Sebastian , DEU Ludwig Luca , DEU	263,03 km/h
8	Bentley Team HTP, Bentley Continental GT3 Schmid Clemens , AUT Hamprecht Fabian , DEU	262,65 km/h
7	Bentley Team HTP, Bentley Continental GT3 Stolz Luca , DEU Dillmann Tom , FRA	262,45 km/h
23	MRS GT Racing, Nissan GT-R Nismo GT3 Gassner Marc , DEU Strauss Florian , DEU	261,82 km/h
19	BMW Sports Trophy Team Schubert, BMW Z4 GT3 Mackschin Niklas , DEU Hürtgen Claudia , DEU	259,87 km/h
36	Schütz Motorsport, Porsche 911 GT3 R Engelhart Christian , DEU Bachler Klaus , AUT	259,74 km/h
24	kfzteile24 MS RACING, Audi R8 LMS ultra Stoll Florian , DEU Basseng Marc , DEU	259,55 km/h
80	BMW Sports Trophy Team Schubert, BMW Z4 GT3 Spengler Bruno , CDN Baumann Dominik , AUT	258,99 km/h
16	YACO Racing, Audi R8 LMS ultra Frey Rahel , CHE Geipel Philip , DEU	257,45 km/h
14	Lambda Performance, Ford GT GT3 Verdonck Nico , BEL Kechele Frank , DEU	257,33 km/h



ADAC GT Masters

Vmax list Free Practice 2

Provisional



Hockenheimring, Length: 4574 m

Air temperature: 22.0°C

Track temperature: 28.6°C

Weather condition: Dry

DMSB Reg. Nr.: 253/15
Deutscher Motor Sport Bund e.V.

Friday 2.10.2015 12:15

Nr	Team, Car, Driver, Nat	Top speed
1	C. Abt Racing, Audi R8 LMS ultra Wackerbauer Stefan , DEU van der Linde Kelvin , ZAF	256,41 km/h
100	kfzteile24 MS RACING, Audi R8 LMS ultra Dobitsch Daniel , AUT Sandström Edward , SWE	256,05 km/h
3	C. Abt Racing, Audi R8 LMS ultra Weishaupt Andreas , DEU Jöns Christer , DEU	254,84 km/h
2	C. Abt Racing, Audi R8 LMS ultra Pepper Jordan Lee , ZAF Thiim Nicki , DNK	253,88 km/h
12	Senkyr Motorsport, BMW Z4 GT3 Joos Michael , DEU Marioneck Lennart , DEU	252,99 km/h
22	MRS GT Racing, Nissan GT-R Nismo GT3 Jöst Dominic , DEU Scholze Florian , DEU	234,07 km/h