



# ADAC GT Masters

## Results Race 2

Provisional



Hockenheimring, Length: 4574 m

Air temperature: 15.1°C

Track temperature: 15.2°C

Weather condition: Wet

**DMSB** Reg. Nr.: 253/15  
Deutscher Motor Sport Bund e.V.

Sunday 4.10.2015 13:08

started : 18      classified : 14      not classified : 4

Drivers	Team	Car	Laps	Total Time	Gap	Kph	Lap	Time	Kph
1 2 J.Pepper/N.Thiim	C. Abt Racing	Audi R8 LMS ultra	28	<b>1:01:23.641</b>		125,2	27	1:54.837	143,4
2 14 N.Verdonck/F.Kechele	Lambda Performance	Ford GT GT3	28	<b>1:01:25.330</b>	1.689	125,1	27	1:55.052	143,1
3 80 B.Spengler/D.Baumann	BMW Sports Trophy Team Schubert	BMW Z4 GT3	28	<b>1:01:25.632</b>	1.991	125,1	27	1:54.870	143,3
4 100 D.Dobitsch/E.Sandström	kfzteile24 MS RACING	Audi R8 LMS ultra	28	<b>1:01:26.735</b>	3.094	125,1	27	1:55.054	143,1
5 21 S.Asch/L.Ludwig	Team Zakspeed	Mercedes-Benz SLS AMG GT3	28	<b>1:01:28.740</b>	5.099	125,0	28	1:54.976	143,2
6 16 R.Frey/P.Geipel	YACO Racing	Audi R8 LMS ultra	28	<b>1:01:29.723</b>	6.082	125,0	27	1:54.722	143,5
7 1 S.Wackerbauer/K.van der Linde	C. Abt Racing	Audi R8 LMS ultra	28	<b>1:01:30.607</b>	6.966	124,9	28	1:54.593	143,7
8 24 F.Stoll/M.Basseng	kfzteile24 MS RACING	Audi R8 LMS ultra	28	<b>1:01:32.019</b>	8.378	124,9	27	1:54.522	143,8
9 66 A.Wirth/D.Keilwitz	Callaway Competition	Corvette Z06.R GT3	28	<b>1:01:41.734</b>	18.093	124,6	27	1:56.365	141,5
10 13 R.Lips(*G*)/S.Barth	RWT-Racing Team	Corvette Z06.R GT3	28	<b>1:02:03.032</b>	39.391	123,8	11	1:58.104	139,4
11 7 L.Stolz/T.Dillmann	Bentley Team HTP	Bentley Continental GT3	28	<b>1:02:12.840</b>	49.199	123,5	27	1:55.891	142,1
12 3 A.Weishaupt(*G*)/C.Jöns	C. Abt Racing	Audi R8 LMS ultra	28	<b>1:03:39.964</b>	2:16.323	120,7	27	1:56.405	141,5
13 42 H.Proczyk/B.Schneider	HP Racing	Mercedes-Benz SLS AMG GT3	26	<b>57:48.144</b>	2LAPS	123,4	25	1:56.341	141,5
<b>not classified</b>									
12 M.Joos(*G*)/L.Marionek	Senkyr Motorsport	BMW Z4 GT3	18	<b>41:40.558</b>	10LAPS	118,5	14	1:57.995	139,6
69 P.Assenheimer/A.Simonsen	Callaway Competition	Corvette Z06.R GT3	5	<b>12:36.241</b>	23LAPS	108,9	5	2:28.388	111,0
36 C.Engelhart/K.Bachler	Schütz Motorsport	Porsche 911 GT3 R	2	<b>4:47.253</b>	26LAPS				
8 C.Schmid/F.Hamprecht	Bentley Team HTP	Bentley Continental GT3	1	<b>2:25.558</b>	27LAPS				
23 M.Gassner(*G*)/F.Strauss	MRS GT Racing	Nissan GT-R Nismo GT3							

*Fastest lap of the race. Car 24 driver Stoll on lap 27. Time 1:54.522, average speed 143,8 km/h.*

Following race director decision no. 63 drive trough penalty in exchange a time penalty of 30 seconds for car no. 7

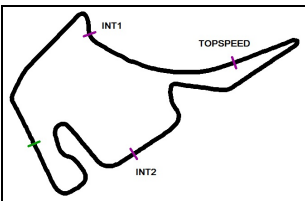
(\*G\*) marks the gentlemen driver

**Subject to final scrutineering!**

Publications Time:

Clerk of the course:

Time Keeping:



# ADAC GT Masters

## Lap chart Race 2

Provisional



Hockenheimring, Length: 4574 m

Sunday 4.10.2015 13:08

POS	1	2	3	4	5	6	7	8	9	10	11	12	13	14	15	16	17	18	19
LAP 1	66	2	14	100	21	80	13	16	69	36	24	7	12	3	42	1	.8		
LAP 2	66	2	14	100	21	80	13	16	69	24	7	.36	12	3	42	1			
LAP 3	66	2	14	100	21	80	13	16	69	24	7	12	3	42	1				
LAP 4	66	2	14	100	21	80	13	16	69	24	7	3	42	1	12				
LAP 5	66	2	14	100	21	80	13	16	69	24	7	3	42	1	12				
LAP 6	2	66	14	100	80	21	16	13	42	3	7	12	24	1					
LAP 7	2	66	14	100	80	21	16	13	42	3	7	12	24	1					
LAP 8	2	66	14	100	80	21	13	16	42	3	7	12	24	1					
LAP 9	2	66	14	100	80	21	13	16	42	3	7	12	24	1					
LAP 10	2	66	14	100	80	13	16	21	42	3	24	7	1	12					
LAP 11	2	66	14	100	80	13	21	16	42	3	24	1	12	.7					
LAP 12	2	66	14	80	100	13	21	42	16	3	24	1	12	7					
LAP 13	2	66	14	80	100	21	13	42	16	3	24	1	12	7					
LAP 14	2	66	80	100	21	.14	42	16	1	.13	.3	.24	12	7					
LAP 15	.2	.66	.80	.100	.21	.42	.16	.1	.12	14	13	24	3	7					
LAP 16	2	66	14	80	100	21	16	1	13	24	3	12	7	42					
LAP 17	2	14	66	80	100	21	16	1	24	13	3	12	7	42					
LAP 18	2	14	66	80	100	21	16	1	24	13	3	7	12	42					
LAP 19	2	14	80	100	21	16	1	66	24	13	3	7	42						
LAP 20	2	14	80	100	21	16	1	66	24	3	13	7	42						
LAP 21	2	14	80	100	21	16	1	66	24	3	13	7	42						
LAP 22	2	14	80	100	21	16	1	24	66	3	7	42	13						
LAP 23	2	14	80	100	21	16	1	24	66	3	42	7	13						
LAP 24	2	14	80	100	21	16	1	24	66	3	42	7	13						
LAP 25	2	14	80	100	21	16	1	24	66	3	42	7	13						
LAP 26	2	14	80	100	21	16	1	24	66	3	42	7	13						
LAP 27	2	14	80	100	21	16	1	24	66	3	7	13							
LAP 28	2	14	80	100	21	16	1	24	66	7	13	3							

. - PIT STOP ' - LAP BEHIND



# ADAC GT Masters

## Lap analysis Race 2

Provisional



Hockenheimring, Length: 4574 m

Air temperature: 15.1°C

Track temperature: 15.2°C

Weather condition: Wet

**DMSB** Reg. Nr.: 253/15  
Deutscher Motor Sport Bund e.V.

Sunday 4.10.2015 13:08

Lap	Time	SE1	SP1	SE2	SP2	SE3	SP3	TSP	Lap	Time	SE1	SP1	SE2	SP2	SE3	SP3	TSP
<b>1 Stefan Wackerbauer, DEU/ Kelvin van der Linde, ZAF</b>									<b>theoretical besttime: 1:54.584</b>								
1	2:23.021	32.724	96	1:05.671	128	44.626	157	227	16	2:58.042	1:25.131	134	53.803	177	39.108	191	246
2	2:26.934	28.265	130	1:09.694	117	48.975	115	123	17	1:58.531	26.542	133	53.241	177	38.748	191	248
3	2:42.795	41.929	127	1:10.980	79	49.886	95	178	18	1:57.423	26.107	133	52.706	179	38.610	193	247
4	2:40.627	53.650	134	55.094	102	51.883	86	244	19	1:57.211	26.448	140	52.459	179	38.304	192	248
5	2:24.621	33.059	135	1:06.001	98	45.561	189	130	20	2:01.240	26.097	139	54.576	171	40.567	187	209
6	2:21.602	49.043	140	52.869	169	39.690	188	243	21	2:32.880	27.047	140	1:15.308	105	50.525	190	108
7	2:21.065	26.819	142	1:04.454	86	49.792	92	195	22	1:58.373	26.624	139	53.044	178	38.705	192	249
8	2:40.839	41.433	127	1:10.396	78	49.010	88	122	23	1:56.878	26.190	139	52.613	179	38.075	192	251
9	2:39.676	38.743	124	1:08.143	109	52.790	187	183	24	1:56.397	25.961	148	51.837	180	38.599	191	251
10	1:59.756	26.714	136	53.418	172	39.624	189	248	25	1:55.795	26.068	145	51.868	181	37.859	191	251
11	2:01.517	27.191	136	53.785	171	40.541	189	250	26	1:55.174	25.934	149	51.628	180	37.612	<b>193</b>	251
12	1:56.878	26.380	144	51.702	174	38.796	188	249	27	1:55.093	25.952	151	<b>51.392</b>	181	37.749	192	251
13	1:56.440	26.258	145	51.736	179	38.446	188	249	<b>28</b>	<b>1:54.593</b>	<b>25.612</b>	<b>153</b>	51.401	<b>181</b>	<b>37.580</b>	194	<b>252</b>
14	1:56.668	25.963	145	52.058	176	38.647	192	250									
15	2:00.538	26.116	149	51.885	178	42.537		250									

<b>2 Jordan Lee Pepper, ZAF/ Nicki Thiim, DNK</b>									<b>theoretical besttime: 1:54.343</b>								
1	2:08.235	31.774	124	54.731	141	41.730	183	245	16	2:56.923	1:24.911	138	52.948	177	39.064	189	244
2	2:32.038	29.671	116	1:12.950	100	49.417	114	136	17	1:57.809	26.478	135	52.542	177	38.789	190	245
3	2:41.106	40.271	109	1:11.780	107	49.055	131	160	18	1:57.818	26.356	140	52.874	175	38.588	190	246
4	2:40.916	37.077	100	1:13.308	99	50.531	132	152	19	1:57.029	26.058	144	52.221	177	38.750	190	246
5	2:30.899	32.546	97	1:10.012	108	48.341	189	187	20	2:05.557	26.000	142	54.460	148	45.097	169	246
6	2:00.630	26.447	145	53.301	176	40.882	162	245	21	2:48.852	31.070	106	1:26.354	111	51.428	190	92
7	2:37.237	30.269	103	1:16.460	116	50.508	127	116	22	1:55.935	25.709	147	52.267	178	37.959	<b>191</b>	245
8	2:40.377	39.598	98	1:10.981	122	49.798	135	166	23	1:55.706	25.692	146	52.020	178	37.994	191	246
9	2:41.869	38.395	101	1:09.403	153	54.071	190	182	24	1:55.700	25.634	147	52.021	177	38.045	191	246
10	1:56.265	26.099	149	51.958	179	38.208	189	246	25	1:55.484	25.471	147	52.071	178	37.942	191	246
11	1:55.857	26.033	146	51.662	<b>180</b>	38.162	190	245	26	1:55.522	25.531	148	52.025	177	37.966	191	247
12	1:55.965	25.964	148	51.828	179	38.173	190	246	<b>27</b>	<b>1:54.837</b>	<b>25.438</b>	<b>152</b>	51.573	178	<b>37.826</b>	190	<b>247</b>
13	1:55.549	25.931	150	51.557	179	38.061	190	246	28	1:55.712	25.512	148	52.057	175	38.143	189	246
14	1:55.184	25.767	151	51.360	179	38.057	190	246									
15	1:58.630	25.669	152	<b>51.079</b>	179	41.882		247									

<b>3 Andreas Weishaupt, DEU/ Christer Jöns, DEU</b>									<b>theoretical besttime: 1:56.124</b>								
1	2:21.150	35.057	110	1:00.838	131	45.255	150	217	16	1:59.345	27.036	137	53.174	178	39.135	191	249
2	2:27.237	28.878	142	1:09.145	124	49.214	107	137	17	1:58.448	26.489	141	52.968	178	38.991	190	250
3	2:42.092	40.684	130	1:11.960	85	49.448	102	138	18	1:58.547	26.648	142	52.918	178	38.981	192	250
4	2:40.019	54.350	140	54.923	122	50.746	122	240	19	1:58.743	26.777	144	52.254	174	39.712	191	252
5	2:26.871	34.137	140	1:06.505	99	46.229	180	157	20	2:03.256	26.310	140	55.762	171	41.184	188	217
6	2:07.599	28.242	145	57.738	172	41.619	188	192	21	2:24.819	26.986	139	1:07.783	103	50.050	189	143
7	2:32.017	27.337	143	1:15.246	104	49.434	118	149	22	1:59.039	26.817	142	52.804	177	39.418	192	250
8	2:41.094	41.396	137	1:10.759	81	48.939	119	152	23	1:57.468	26.256	145	52.128	177	39.084	192	252
9	2:40.410	38.836	119	1:08.810	118	52.764	191	201	24	1:57.171	26.332	144	<b>51.884</b>	178	38.955	191	250
10	2:00.117	26.957	145	53.389	<b>171</b>	39.771	192	249	25	1:57.376	26.118	147	52.002	176	39.256	192	250
11	1:58.069	26.407	<b>152</b>	52.286	<b>181</b>	39.376	190	<b>253</b>	26	1:57.001	<b>25.865</b>	148	51.902	177	39.234	190	248
12	1:58.834	26.595	150	53.052	178	39.187	189	252	<b>27</b>	<b>1:56.405</b>	26.063	142	51.967	177	<b>38.375</b>	191	251
13	1:57.725	26.837	149	52.238	179	38.650	<b>194</b>	249	28	3:56.002	2:09.820	104	-	-	-	-	167
14	2:03.090	27.141	146	52.223	179	43.726		251									
15	3:00.020	1:27.223	134	53.253	175	39.544	188	247									

<b>7 Luca Stolz, DEU/ Tom Dillmann, FRA</b>									<b>theoretical besttime: 1:55.637</b>								
1	2:19.757	34.875	103	59.016	131	45.866	167	248	16	1:57.947	26.190	144	52.736	180	39.021	191	252
2	2:26.729	28.710	126	1:09.273	114	48.746	138	145	17	1:58.012	26.386	140	52.632	179	38.994	194	252
3	2:42.863	41.060	115	1:12.168	104	49.635	103	129	18	1:58.393	26.621	137	52.727	178	39.045	194	253
4	2:39.980	35.906	120	1:13.635	109	50.439	113	188	19	1:57.483	26.167	143	52.481	179	38.835	194	252
5	2:27.966	33.716	121	1:07.315	98	46.935	180	142	20	2:02.401	26.244	140	54.614	180	41.543	193	240
6	2:09.857	32.773	127	56.192	167	40.892	183	238	21	2:20.619	26.836	133	1:04.437		49.346	193	215
7	2:30.931	27.437	131	1:13.763	112	49.731	120	143	22	1:59.313	26.865	138	52.852	181	39.596	192	<b>257</b>
8	2:41.078	41.306	115	1:10.344	95	49.428	106	169	23	1:58.225	26.027	141	52.288	180	39.910	188	256



# ADAC GT Masters



## Lap analysis Race 2

Provisional

Hockenheimring, Length: 4574 m

Air temperature: 15.1°C

Track temperature: 15.2°C

Weather condition: Wet

**DMSB** Reg. Nr.: 253/15  
Deutscher Motor Sport Bund e.V.

Sunday 4.10.2015 13:08

Lap	Time	SE1	SP1	SE2	SP2	SE3	SP3	TSP	Lap	Time	SE1	SP1	SE2	SP2	SE3	SP3	TSP
9	2:40.520	38.499	119	1:08.640	118	53.381	186	184	24	1:57.560	26.713	144	52.168	179	38.679	194	256
10	2:00.871	27.079	128	53.783	173	40.009	190	253	25	1:56.376	25.887	143	51.978	180	38.511	195	255
11	2:05.177	27.381	133	54.040	173	43.756		252	26	1:56.495	<b>25.808</b>	<b>145</b>	52.143	<b>181</b>	38.544	196	255
12	3:00.045	1:25.802	139	54.074	180	40.169	190	249	<b>27</b>	<b>1:55.891</b>	26.062	145	<b>51.714</b>	179	<b>38.115</b>	<b>197</b>	257
13	2:00.952	27.258	137	54.112	178	39.582	188	245	28	1:58.595	27.639	134	51.821	177	39.135	192	254
14	1:59.980	26.954	142	53.701	175	39.325	189	245									
15	1:58.824	26.683	143	53.140	181	39.001	193	246									

### 8 Clemens Schmid, AUT/ Fabian Hamprecht, DEU

theoretical besttime:

1	2:25.558	36.926	<b>110</b>	1:00.545	128	48.087		<b>222</b>									
---	----------	--------	------------	----------	-----	--------	--	------------	--	--	--	--	--	--	--	--	--

### 12 Michael Joos, DEU/ Lennart Marioneck, DEU

theoretical besttime: 1:57.714

1	2:20.522	35.908	106	58.738	134	45.876	167	230	11	2:01.446	27.256	140	53.756	174	40.434	188	248
2	2:27.077	28.383	131	1:09.694	105	49.000	127	146	12	1:58.667	26.764	141	52.717	175	39.186	<b>190</b>	<b>248</b>
3	2:42.468	40.903	129	1:12.580	86	48.985	92	149	13	1:58.232	26.728	<b>144</b>	<b>52.402</b>	175	39.102	189	247
4	3:10.403	1:36.145	128	54.028	172	40.230	187	240	<b>14</b>	<b>1:57.995</b>	<b>26.298</b>	142	52.683	<b>175</b>	<b>39.014</b>	189	247
5	2:01.400	27.137	134	54.225	174	40.038	187	242	15	2:01.724	26.300	142	52.417	174	43.007		247
6	2:05.657	29.339	133	55.513	159	40.805	185	223	16	2:59.719	1:25.513	129	54.137	172	40.069	183	242
7	2:31.665	27.554	136	1:14.191	101	49.920	100	117	17	2:01.248	27.834	132	53.707	172	39.707	183	243
8	2:40.975	41.125	126	1:10.486	80	49.364	90	171	18	2:00.029	26.831	138	54.165	174	39.033	189	245
9	2:39.857	38.275	134	1:08.479	112	53.103	189	170									
10	2:01.474	27.638	125	54.335	174	39.501	189	245									

### 13 Remo Lips, CHE/ Sven Barth, DEU

theoretical besttime: 1:57.596

1	2:14.434	33.839	119	56.641	123	43.954	178	249	16	2:01.179	27.028	134	54.399	176	39.752	195	257
2	2:29.323	29.430	117	1:10.525	106	49.368	129	172	17	2:00.288	26.618	131	53.967	175	39.703	194	257
3	2:41.696	40.511	114	1:12.412	75	48.773	111	137	18	1:59.302	26.933	135	52.899	178	39.470	194	258
4	2:40.300	37.000	121	1:12.970	93	50.330	139	152	19	1:58.737	26.339	138	52.587	176	39.811	194	258
5	2:29.128	33.505	117	1:08.374	115	47.249	194	172	20	2:05.225	27.075	122	56.526	172	41.624	190	208
6	2:08.005	27.516	121	59.135	170	41.354	192	210	21	2:23.583	27.114	137	1:06.648	104	49.821	195	203
7	2:32.323	27.428	132	1:14.738	117	50.157	119	131	22	2:00.714	26.685	132	54.714	179	39.315	196	255
8	2:39.843	40.746	134	1:11.396	86	47.701	128	150	23	1:58.738	26.420	141	52.689	178	39.629	195	260
9	2:42.034	38.506	112	1:09.216	135	54.312	195	182	24	1:58.572	<b>26.156</b>	142	52.592	180	39.824	188	<b>260</b>
10	1:59.512	26.927	141	53.560	180	39.025	195	259	25	1:58.850	26.754	140	<b>52.470</b>	177	39.626	187	258
11	<b>1:58.104</b>	26.371	<b>144</b>	52.558	179	39.175	<b>196</b>	258	26	2:02.011	26.448	141	54.837	163	40.726	179	257
12	1:58.965	26.718	139	53.007	<b>180</b>	39.240	194	250	27	2:02.867	27.654	129	54.898	170	40.315	187	244
13	1:58.388	26.215	141	53.203	179	<b>38.970</b>	193	256	28	2:01.325	27.295	131	54.274	176	39.756	182	246
14	2:01.868	26.353	132	52.881	180	42.634		252									
15	2:57.718	1:24.764	132	53.253	176	39.701	193	253									

### 14 Nico Verdonck, BEL/ Frank Kechele, DEU

theoretical besttime: 1:54.716

1	2:09.741	31.186	118	56.104	134	42.451	190	248	16	1:57.465	26.191	147	52.300	178	38.974	194	254
2	2:31.227	29.210	122	1:12.454	87	49.563	111	130	17	1:57.546	26.670	139	52.228	178	38.648	192	<b>257</b>
3	2:41.094	40.320	96	1:11.816	100	48.958	134	151	18	1:56.465	25.962	148	51.911	179	38.592	192	256
4	2:40.913	37.539	101	1:13.005	102	50.369	124	152	19	1:56.314	25.928	146	51.845	178	38.541	193	254
5	2:30.627	33.192	74	1:09.115	101	48.320	193	182	20	1:59.575	26.248	145	52.440	176	40.887	159	254
6	2:03.113	27.278	132	55.456	177	40.379	191	254	21	2:43.908	30.175	125	1:22.749	113	50.984	195	92
7	2:35.788	28.845	111	1:16.311	109	50.632	127	115	22	1:56.724	26.061	146	51.798	178	38.865	193	255
8	2:40.208	39.453	103	1:11.215	111	49.540	130	166	23	1:56.054	25.947	147	51.613	178	38.494	193	255
9	2:42.236	38.319	101	1:09.351	142	54.566	193	191	24	1:55.671	25.776	147	51.487	178	38.408	192	255
10	1:58.449	26.655	144	52.707	179	39.087	194	255	25	1:55.915	25.825	145	51.418	178	38.672	190	254
11	1:58.988	26.411	141	52.558	179	40.019	195	255	26	1:55.100	<b>25.589</b>	147	51.412	176	38.099	191	255
12	1:57.542	26.106	144	52.336	<b>180</b>	39.100	<b>195</b>	256	<b>27</b>	<b>1:55.052</b>	25.687	<b>149</b>	<b>51.087</b>	178	38.278	190	256
13	1:57.604	26.116	145	52.275	178	39.213	193	255	28	1:55.268	25.795	142	51.433	178	<b>38.040</b>	188	256
14	2:01.839	25.931	147	52.743	178	43.165		255									
15	2:54.904	1:23.799	142	52.082	176	39.023	193	253									



# ADAC GT Masters



## Lap analysis Race 2

Provisional

Hockenheimring, Length: 4574 m

Air temperature: 15.1°C

Track temperature: 15.2°C

Weather condition: Wet

**DMSB** Reg. Nr.: 253/15  
Deutscher Motor Sport Bund e.V.

Sunday 4.10.2015 13:08

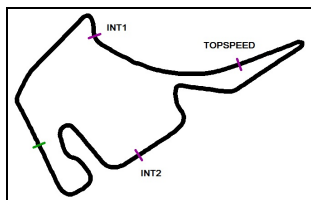
Lap	Time	SE1	SP1	SE2	SP2	SE3	SP3	TSP	Lap	Time	SE1	SP1	SE2	SP2	SE3	SP3	TSP
<b>16</b> Rahel Frey, CHE/ Philip Geipel, DEU									<b>theoretical besttime: 1:54.696</b>								
1	2:15.054	33.617	108	57.209	124	44.228	182	243	16	2:57.542	1:24.676	130	53.430	177	39.436	193	246
2	2:29.432	29.177	117	1:10.641	112	49.614	142	161	17	1:58.709	26.457	132	53.225	175	39.027	193	248
3	2:41.890	40.213	112	1:12.390	80	49.287	145	153	18	1:57.610	26.386	139	52.435	177	38.789	193	248
4	2:39.973	36.664	116	1:13.072	90	50.237	148	210	19	1:56.804	25.858	138	52.469	178	38.477	194	246
5	2:28.940	33.569	121	1:08.256	108	47.115	192	159	20	2:01.500	25.990	140	54.632	175	40.878	185	215
6	2:06.539	27.276	126	58.418	148	40.845	189	205	21	2:33.440	26.659	139	1:16.081	109	50.700	193	110
7	2:33.030	27.896	131	1:14.487	124	50.647	122	143	22	1:58.162	26.449	136	52.739	178	38.974	192	251
8	2:41.030	39.931	127	1:12.001	85	49.098	112	151	23	1:56.666	26.180	139	52.225	181	38.261	195	248
9	2:41.711	38.230	110	1:09.110	141	54.371	184	188	24	1:56.874	26.047	136	51.825	178	39.002	194	251
10	1:59.438	26.778	138	53.427	178	39.233	192	248	25	1:55.585	25.778	146	51.569	179	38.238	193	247
11	1:58.978	26.328	144	53.222	177	39.428	193	249	26	1:54.943	25.581	147	51.335	177	38.027	194	248
12	1:59.100	26.664	138	53.208	180	39.228	193	249	27	1:54.722	25.415	143	51.254	181	38.053	193	251
13	1:57.928	26.572	148	52.294	180	39.062	193	251	28	1:55.039	25.552	146	51.367	179	38.120	190	249
14	1:57.972	26.206	147	52.512	177	39.254	192	254									
15	2:01.112	26.016	149	52.276	180	42.820		251									

<b>21</b> Sebastian Asch, DEU/ Luca Ludwig, DEU									<b>theoretical besttime: 1:54.917</b>								
1	2:12.357	32.359	120	56.599	118	43.399	192	251	16	2:57.413	1:25.397	139	52.914	182	39.102	194	256
2	2:30.003	29.435	129	1:11.088	113	49.480	136	145	17	1:58.126	26.597	142	52.777	183	38.752	197	257
3	2:41.589	40.649	92	1:12.187	102	48.753	106	139	18	1:57.910	26.330	143	52.772	181	38.808	196	255
4	2:40.688	37.286	115	1:12.796	116	50.606	121	154	19	1:58.337	26.631	142	53.061	182	38.645	196	257
5	2:29.673	33.350	111	1:08.508	109	47.815	193	143	20	2:01.270	25.903	142	53.960	171	41.407	174	235
6	2:05.976	27.643	120	58.060	175	40.273	193	196	21	2:35.944	27.239	141	1:17.859	105	50.846	195	103
7	2:33.841	28.402	128	1:15.102	120	50.337	112	117	22	1:57.149	26.243	144	52.428	182	38.478	196	258
8	2:40.361	39.917	124	1:11.986	103	48.458	140	170	23	1:56.388	26.106	144	52.155	182	38.127	196	258
9	2:41.983	38.323	110	1:09.417	142	54.243	194	157	24	1:55.762	25.917	145	51.771	180	38.074	196	258
10	2:01.029	26.314	136	55.434	174	39.281	194	250	25	1:55.729	25.965	146	51.674	182	38.090	194	257
11	1:58.299	26.289	141	52.641	175	39.369	192	258	26	1:55.898	25.771	148	52.218	181	37.909	194	258
12	1:58.397	26.364	138	52.852	179	39.181	195	256	27	1:55.540	25.741	149	51.507	181	38.292	194	257
13	1:57.125	26.087	144	52.379	181	38.659	194	258	28	1:54.976	25.800	148	51.321	182	37.855	194	257
14	1:56.156	25.985	140	51.974	179	38.197	195	257		1:11.011	-	-	-	-	-	-	-
15	2:00.821	25.981	144	51.838	181	43.002		256									

<b>24</b> Florian Stoll, DEU/ Marc Basseng, DEU									<b>theoretical besttime: 1:54.522</b>								
1	2:18.651	35.383	110	57.259	114	46.009	180	222	16	1:58.505	26.578	142	52.766	179	39.161	193	249
2	2:27.205	28.078	120	1:10.360	101	48.767	121	155	17	1:58.376	26.460	137	52.849	172	39.067	190	254
3	2:42.429	40.436	114	1:12.392	91	49.601	112	115	18	1:58.518	26.368	140	52.841	178	39.309	194	244
4	2:40.264	35.907	123	1:13.270	98	51.087	122	192	19	1:56.760	25.909	146	51.706	180	39.145	189	249
5	2:27.867	32.853	129	1:08.025	96	46.989	188	155	20	2:00.959	25.982	148	55.197	174	39.780	193	237
6	2:11.683	35.163	138	55.885	173	40.635	185	211	21	2:31.024	26.963	140	1:13.929	97	50.132	192	129
7	2:31.699	27.584	140	1:14.213	95	49.902	95	103	22	1:58.154	26.602	139	52.645	179	38.907	196	253
8	2:41.004	41.265	132	1:10.492	72	49.247	96	134	23	1:57.435	25.909	147	53.224	177	38.302	195	243
9	2:39.487	38.277	135	1:08.259	119	52.951	188	164	24	1:55.866	25.632	152	51.847	180	38.387	194	251
10	1:59.590	26.823	136	53.629	176	39.138	191	249	25	1:56.222	25.958	148	52.013	178	38.251	197	252
11	1:58.917	26.632	142	52.726	177	39.559	190	246	26	1:55.473	25.691	153	51.733	178	38.049	194	252
12	1:57.903	26.238	141	52.699	177	38.966	191	248	27	1:54.522	25.458	154	51.333	180	37.731	195	252
13	1:57.378	26.309	142	52.398	179	38.671	193	249	28	1:55.329	25.662	149	51.800	180	37.867	194	254
14	2:02.885	26.460	142	52.497	181	43.928		250									
15	2:57.914	1:25.277	144	53.114	176	39.523	192	247									

<b>36</b> Christian Engelhart, DEU/ Klaus Bachler, AUT									<b>theoretical besttime: 1:38.955</b>								
1	2:17.572	34.375	109	57.990	116	45.207	186	244	2	2:29.681	28.669	120	1:10.286	119	50.726		154

<b>42</b> Hari Proczyk, AUT/ Bernd Schneider, DEU									<b>theoretical besttime: 1:56.334</b>								
1	2:22.105	33.313	104	1:03.405	122	45.387	145	195	15	2:00.374	26.270	141	52.377	182	41.727		256
2	2:26.697	28.552	137	1:09.418	116	48.727	117	125	16	3:13.117	1:41.515	139	52.583	180	39.019	193	254
3	2:42.995	41.010	139	1:12.410	80	49.575	95	189	17	1:58.408	26.692	143	52.738	176	38.978	193	255
4	2:40.540	53.781	140	55.315	107	51.444	88	226	18	1:58.792	26.702	145	53.047	174	39.043	192	255



# ADAC GT Masters



## Lap analysis Race 2

Provisional

**DMSB** Reg. Nr.: 253/15  
Deutscher Motor Sport Bund e.V.

Hockenheimring, Length: 4574 m

Air temperature: 15.1°C

Track temperature: 15.2°C

Weather condition: Wet

Sunday 4.10.2015 13:08

Lap	Time	SE1	SP1	SE2	SP2	SE3	SP3	TSP	Lap	Time	SE1	SP1	SE2	SP2	SE3	SP3	TSP
5	2:25.099	33.134	143	1:06.426	100	45.539	194	152	19	1:58.241	26.422	142	52.726	180	39.093	194	255
6	2:06.217	27.799	144	56.854	175	41.564	191	227	20	2:01.229	26.246	136	54.310	180	40.673	191	253
7	2:32.778	27.093	145	1:15.638	119	50.047	108	158	21	2:20.454	26.967	138	1:04.287	109	49.200	193	204
8	2:40.407	40.386	143	1:11.553	79	48.468	115	165	22	1:59.170	26.625	142	53.205	180	39.340	192	<b>259</b>
9	2:41.131	38.354	123	1:09.839	126	52.938	194	198	23	1:57.494	26.368	145	52.150	179	38.976	190	258
10	2:00.270	27.078	147	53.320	178	39.872	194	258	24	1:57.189	26.285	146	52.343	179	38.561	192	256
11	1:58.131	26.504	146	52.035	<b>184</b>	39.592	196	256	<b>25</b>	<b>1:56.341</b>	25.882	146	<b>51.977</b>	178	<b>38.482</b>	193	257
12	1:58.324	26.659	148	52.355	184	39.310	<b>197</b>	257	26	1:56.932	25.907	148	52.195	176	38.830	193	255
13	1:57.657	26.131	<b>152</b>	52.412	181	39.114	196	258									
14	1:58.052	26.469	145	53.040	171	38.543	197	256									

### 66 Andreas Wirth, DEU/ Daniel Keilwitz, DEU

theoretical besttime: 1:56.163

1	2:06.867	31.292	124	53.879	171	41.696	196	253	16	2:58.685	1:24.765	138	53.392	176	40.528	196	256
2	2:32.512	30.145	107	1:12.654	112	49.713	119	123	17	2:00.085	26.725	136	53.613	175	39.747	198	261
3	2:40.822	39.999	108	1:12.078	116	48.745	136	141	18	1:58.943	26.630	135	52.779	179	39.534	198	257
4	2:40.448	37.688	89	1:13.146	111	49.614	140	131	19	2:05.933	26.251	141	52.432	178	47.250	198	254
5	2:32.333	33.479	103	1:09.798	110	49.056	193	164	20	2:01.000	25.930	142	55.168	175	39.902	199	246
6	2:02.271	27.329	134	54.433	174	40.509	197	254	21	2:31.150	26.999	140	1:13.993	101	50.158	200	120
7	2:36.392	29.399	100	1:16.411	116	50.582	135	108	22	1:59.562	26.769	139	53.396	<b>181</b>	39.397	200	261
8	2:40.222	39.457	103	1:11.338	115	49.427	130	147	23	1:57.433	25.970	<b>145</b>	52.161	175	39.302	200	<b>263</b>
9	2:42.529	38.372	106	1:09.619	153	54.538	196	190	24	1:57.106	26.134	141	51.946	180	39.026	199	260
10	1:58.202	26.230	137	53.084	174	38.888	198	257	25	1:56.985	26.018	143	52.039	180	38.928	200	260
11	1:58.044	26.321	136	52.864	174	38.859	200	257	26	1:57.565	25.815	145	52.283	179	39.467	199	260
12	1:57.563	26.044	139	52.548	176	38.971	200	257	<b>27</b>	<b>1:56.365</b>	25.920	141	<b>51.792</b>	180	38.653	199	258
13	1:56.433	<b>25.744</b>	139	51.906	176	38.783	198	257	28	1:58.145	27.420	128	52.098	178	<b>38.627</b>	198	256
14	1:57.290	25.869	137	52.310	174	39.111	<b>201</b>	260									
15	2:00.849	25.926	138	52.244	178	42.679		257									

### 69 Patrick Assenheimer, DEU/ Andreas Simonsen, SWE

theoretical besttime: 2:24.738

1	2:15.785	34.206	<b>109</b>	57.430	121	44.149	187	<b>247</b>	4	2:40.280	35.911	123	1:13.317	105	51.052	123	169
2	2:29.644	<b>29.199</b>	123	1:10.866	102	49.579	123	155	<b>5</b>	<b>2:28.388</b>	32.849	125	<b>1:08.220</b>	107	<b>47.319</b>	<b>188</b>	183
3	2:42.144	40.216	122	1:12.209	88	49.719	122	132									

### 80 Bruno Spengler, CDN/ Dominik Baumann, AUT

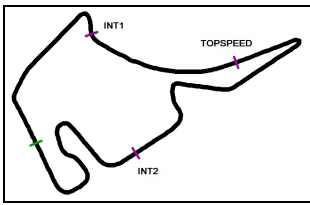
theoretical besttime: 1:54.788

1	2:12.776	32.898	104	56.755	126	43.123	191	245	16	2:57.848	1:25.692	140	53.053	178	39.103	193	249
2	2:30.252	29.879	135	1:11.167	107	49.206	138	156	17	1:57.755	26.590	143	52.226	179	38.939	192	252
3	2:41.805	40.501	94	1:12.749	76	48.555	118	150	18	1:58.914	26.829	140	52.615	179	39.470	192	253
4	2:40.626	37.118	129	1:12.988	94	50.520	128	152	19	1:57.155	26.574	138	52.402	178	38.179	192	250
5	2:29.122	33.224	123	1:08.401	112	47.497	193	154	20	2:01.545	26.288	146	54.538	172	40.719	190	250
6	2:04.054	27.494	134	56.289	177	40.271	191	218	21	2:36.642	27.058	146	1:18.937	105	50.647	192	91
7	2:35.041	29.112	139	1:15.375	113	50.554	125	134	22	1:56.755	26.374	149	52.141	181	38.240	194	252
8	2:40.285	39.414	123	1:12.003	102	48.868	124	155	23	1:56.003	26.227	150	51.664	180	38.112	194	254
9	2:41.696	38.231	106	1:09.367	147	54.098	191	175	24	1:55.752	26.012	150	51.673	182	38.067	193	252
10	1:59.676	27.002	126	53.918	180	38.756	192	250	25	1:55.711	26.008	<b>153</b>	51.247	181	38.456	193	253
11	1:58.810	26.545	143	52.551	180	39.714	192	249	26	1:55.178	25.885	153	51.196	180	38.097	194	254
12	1:57.671	26.655	142	52.476	180	38.540	194	250	<b>27</b>	<b>1:54.870</b>	<b>25.843</b>	152	<b>51.018</b>	181	38.009	193	253
13	1:56.650	26.236	144	52.127	182	38.287	193	250	28	1:55.298	25.894	151	51.477	179	<b>37.927</b>	190	<b>254</b>
14	1:57.512	26.216	143	52.341	180	38.955	<b>195</b>	251									
15	2:00.230	26.117	146	52.024	<b>182</b>	42.089		251									

### 100 Daniel Dobitsch, AUT/ Edward Sandström, SWE

theoretical besttime: 1:54.627

1	2:10.414	32.198	121	55.919	132	42.297	186	234	16	2:58.071	1:25.145	136	53.496	175	39.430	189	246
2	2:31.280	29.751	130	1:11.951	97	49.578	121	134	17	1:57.528	26.117	138	52.543	179	38.868	192	249
3	2:41.630	40.580	90	1:11.648	93	49.402	126	145	18	1:58.299	26.437	135	52.941	171	38.921	193	249
4	2:40.513	37.125	91	1:13.075	91	50.313	124	151	19	1:58.307	26.315	135	53.520	176	38.472	193	249
5	2:30.135	33.252	80	1:08.791	108	48.092	191	169	20	2:01.245	25.873	141	54.064	171	41.308	188	248
6	2:03.747	27.551	136	55.821	174	40.375	190	248	21	2:35.756	27.158	141	1:17.787	104	50.811	193	101
7	2:35.612	28.926	131	1:16.094	101	50.592	116	115	22	1:57.257	26.246	141	52.709	174	38.302	192	249
8	2:40.254	39.282	100	1:11.216	117	49.756	120	150	23	1:56.213	25.762	140	52.316	178	38.135	193	247
9	2:41.717	38.181	98	1:09.363	138	54.173	191	181	24	1:55.684	25.477	145	51.967	177	38.240	190	248



# ADAC GT Masters

## Lap analysis Race 2

Provisional



Hockenheimring, Length: 4574 m

Air temperature: 15.1°C

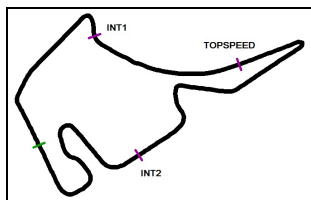
Track temperature: 15.2°C

Weather condition: Wet

**DMSB** Reg. Nr.: 253/15  
Deutscher Motor-Sport Bund e.V.

Sunday 4.10.2015 13:08

Lap	Time	SE1	SP1	SE2	SP2	SE3	SP3	TSP	Lap	Time	SE1	SP1	SE2	SP2	SE3	SP3	TSP
10	1:59.423	27.119	137	52.780	179	39.524	194	249	25	1:55.312	25.489	145	51.929	177	37.894	193	248
11	1:59.417	26.342	140	52.681	180	40.394	188	249	26	1:55.316	25.685	145	51.816	178	37.815	193	247
12	1:58.166	26.908	138	52.798	179	38.460	195	249	<b>27</b>	<b>1:55.054</b>	25.818	<b>145</b>	<b>51.471</b>	<b>181</b>	<b>37.765</b>	193	249
13	1:56.785	26.201	141	52.473	179	38.111	<b>196</b>	249	28	1:55.352	<b>25.391</b>	142	51.866	178	38.095	194	<b>251</b>
14	1:57.038	26.216	144	52.357	180	38.465	195	250									
15	2:01.210	26.418	144	52.344	181	42.448		249									



# ADAC GT Masters

## Vmax list Race 2

Provisional



Hockenheimring, Length: 4574 m

Air temperature: 15.1°C

Track temperature: 15.2°C

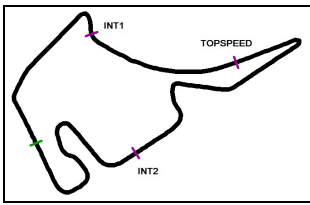
Weather condition: Wet

**DMSB** Reg. Nr.: 253/15  
Deutscher Motor Sport Bund e.V.

Sunday 4.10.2015 13:08

Nr	Team, Car, Driver, Nat	Top speed
66	<b>Callaway Competition, Corvette Z06.R GT3</b> Wirth Andreas , DEU Keilwitz Daniel , DEU	262,65 km/h
13	<b>RWT-Racing Team, Corvette Z06.R GT3</b> Lips Remo , CHE Barth Sven , DEU	260,30 km/h
42	<b>HP Racing, Mercedes-Benz SLS AMG GT3</b> Proczyk Hari , AUT Schneider Bernd , DEU	258,62 km/h
21	<b>Team Zakspeed, Mercedes-Benz SLS AMG GT3</b> Asch Sebastian , DEU Ludwig Luca , DEU	258,31 km/h
14	<b>Lambda Performance, Ford GT GT3</b> Verdonck Nico , BEL Kechele Frank , DEU	256,65 km/h
7	<b>Bentley Team HTP, Bentley Continental GT3</b> Stolz Luca , DEU Dillmann Tom , FRA	256,65 km/h
24	<b>kfzteile24 MS RACING, Audi R8 LMS ultra</b> Stoll Florian , DEU Basseng Marc , DEU	254,36 km/h
80	<b>BMW Sports Trophy Team Schubert, BMW Z4 GT3</b> Spengler Bruno , CDN Baumann Dominik , AUT	254,06 km/h
16	<b>YACO Racing, Audi R8 LMS ultra</b> Frey Rahel , CHE Geipel Philip , DEU	253,70 km/h
3	<b>C. Abt Racing, Audi R8 LMS ultra</b> Weishaupt Andreas , DEU Jöns Christer , DEU	252,75 km/h
1	<b>C. Abt Racing, Audi R8 LMS ultra</b> Wackerbauer Stefan , DEU van der Linde Kelvin , ZAF	251,81 km/h
100	<b>kfzteile24 MS RACING, Audi R8 LMS ultra</b> Dobitsch Daniel , AUT Sandström Edward , SWE	250,52 km/h
12	<b>Senkyr Motorsport, BMW Z4 GT3</b> Joos Michael , DEU Marioneck Lennart , DEU	247,93 km/h
2	<b>C. Abt Racing, Audi R8 LMS ultra</b> Pepper Jordan Lee , ZAF Thiim Nicki , DNK	246,97 km/h





# ADAC GT Masters

## Vmax list Race 2

Provisional



Hockenheimring, Length: 4574 m

Air temperature: 15.1°C

Track temperature: 15.2°C

Weather condition: Wet

**DMSB** Reg. Nr.: 253/15  
Deutscher Motor Sport Bund e.V.

Sunday 4.10.2015 13:08

Nr	Team, Car, Driver, Nat	Top speed
69	<b>Callaway Competition, Corvette Z06.R GT3</b> Assenheimer Patrick , DEU Simonsen Andreas , SWE	246,97 km/h
36	<b>Schütz Motorsport, Porsche 911 GT3 R</b> Engelhart Christian , DEU Bachler Klaus , AUT	244,45 km/h
8	<b>Bentley Team HTP, Bentley Continental GT3</b> Schmid Clemens , AUT Hamprecht Fabian , DEU	222,04 km/h
23	<b>MRS GT Racing, Nissan GT-R Nismo GT3</b> Gassner Marc , DEU Strauss Florian , DEU	km/h



# ADAC GT Masters

## Pit stops Race 2

Provisional



Hockenheimring, Length: 4574 m

Air temperature: 15.4°C

Track temperature: 15.2°C

Weather condition: Wet

**DMSB** Reg. Nr.: 253/15  
Deutscher Motor Sport Bund e.V.

Sunday 4.10.2015 13:08

Nr	Driver in	Day time in	Time in	Driver out	Day time out	Time out	Nett Time
8	Fabian Hamprecht	13:10:24	2:21.975	Fabian Hamprecht	13:11:49	3:47.833	1:25.858
36	Klaus Bachler	13:12:45	4:43.690				
7	Tom Dillmann	13:34:44	26:42.193	Tom Dillmann	13:35:50	27:48.361	1:06.168
14	Frank Kechele	13:40:28	32:25.956	Nico Verdonck	13:41:33	33:31.706	1:05.750
13	Sven Barth	13:40:32	32:30.372	Remo Lips	13:41:38	33:36.168	1:05.796
3	Christer Jöns	13:40:34	32:32.772	Andreas Weishaupt	13:41:43	33:41.033	1:08.261
24	Marc Basseng	13:40:35	32:33.353	Marc Basseng	13:41:42	33:40.458	1:07.105
2	Nicki Thiim	13:42:09	34:07.227	Jordan Lee Pepper	13:43:15	35:13.076	1:05.849
66	Daniel Keilwitz	13:42:21	34:19.147	Daniel Keilwitz	13:43:27	35:25.438	1:06.291
80	Dominik Baumann	13:42:24	34:22.725	Dominik Baumann	13:43:31	35:29.387	1:06.662
100	Edward Sandström	13:42:25	34:23.691	Edward Sandström	13:43:32	35:30.003	1:06.312
21	Luca Ludwig	13:42:26	34:24.812	Luca Ludwig	13:43:34	35:31.955	1:07.143
42	Bernd Schneider	13:42:29	34:27.327	Hari Proczyk	13:43:52	35:50.575	1:23.248
16	Philip Geipel	13:42:30	34:28.354	Rahel Frey	13:43:36	35:34.405	1:06.051
1	Kelvin van der Linde	13:42:31	34:29.331	Stefan Wackerbauer	13:43:37	35:35.774	1:06.443
12	Lennart Marioneck	13:42:38	34:36.076	Michael Joos	13:43:44	35:42.339	1:06.263
2	Jordan Lee Pepper	14:11:56	1:03:54.082				
14	Nico Verdonck	14:12:00	1:03:58.107				
80	Bruno Spengler	14:12:02	1:04:00.099				
100	Daniel Dobitsch	14:12:05	1:04:03.164				
21	Sebastian Asch	14:12:08	1:04:05.992				
16	Rahel Frey	14:12:10	1:04:08.235				
1	Stefan Wackerbauer	14:12:12	1:04:10.691				
24	Florian Stoll	14:12:15	1:04:13.122				
66	Andreas Wirth	14:12:17	1:04:15.223				
13	Remo Lips	14:12:19	1:04:17.364				
7	Luca Stolz	14:12:24	1:04:22.837				