

**RS01**  
CT02 2016 Estoril Renault Sport Trophy  
30th March Morning

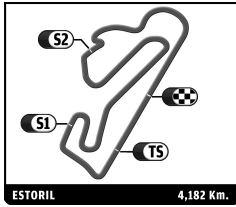
Provisional Classification

Nr.	Drivers	Team	Car	Cl	Time	Lap	Total	Gap	Kph
1	9 M. PALTALA / F. SCHILLER	TEAM MARC VDS EG 0,0			1:36.359	31	39	-	156.2
2	2 R. OWENS / F. BLOMSTEDT	R-ACE GP			1:36.415	36	39	+0.056	156.1
3	21 P. SCHOTHORST / J. SCHOTHORST	EQUIPE VERSCHUUR			1:36.966	15	42	+0.607	155.3
4	5 D. FUMANELLI / D. RODA	OREGON TEAM			1:37.170	32	46	+0.811	154.9
5	1 D. CAPITANIO / A. HAND	OREGON TEAM			1:37.248	81	87	+0.889	154.8
6	11 A. FJORDBACH / D. ANDERSEN	HIGH CLASS RACING			1:37.375	48	58	+1.016	154.6
7	15 T. SATHIENTHIRAKUL / F. RUEDA	TEAM MARC VDS EG 0,0			1:37.417	26	27	+1.058	154.5
8	4 B. BONIFACIO / A. MENDEZ	OREGON TEAM			1:37.655	10	54	+1.296	154.2
9	3 K. KORJUS / F. BLOMSTEDT	R-ACE GP			1:37.833	9	38	+1.474	153.9
10	19 R. GEERTS / M. RAMOS	EQUIPE VERSCHUUR			1:38.005	24	49	+1.646	153.6
<b>Fastest Lap</b>					Lap 31	Markus PALTALA		1:36.359	156.2 Kph

Published at: .....

Track Status: **DRY**

<b>Race Director:</b>	<b>Timekeeper:</b>
-----------------------	--------------------



**RS01**  
 CT02 2016 Estoril Renault Sport Trophy  
 30th March Morning

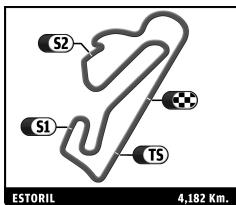
Provisional Classification by Driver Fastest Lap

Nr	Team	Car	Class	Driver	Time	Lap	Total	Gap	Kph
1	9 TEAM MARC VDS EG 0,0			Markus PALTALA	1:36.359	31	39		156.2
2	2 R-ACE GP			Raoul OWENS	1:36.415	36	39	0.056	156.1
3	21 EQUIPE VERSCHUUR			Pieter SCHOTHORST	1:36.966	15	42	0.607	155.3
4	5 OREGON TEAM			David FUMANELLI	1:37.170	31	45	0.811	154.9
5	1 OREGON TEAM			Dario CAPITANIO	1:37.248	81	87	0.889	154.8
6	11 HIGH CLASS RACING			Anders FJORDBACH	1:37.375	48	58	1.016	154.6
7	15 TEAM MARC VDS EG 0,0			Tanart SATHIENTHIRAKUL	1:37.417	26	27	1.058	154.5
8	4 OREGON TEAM			Bruno BONIFACIO	1:37.655	10	23	1.296	154.2
9	3 R-ACE GP			Fredrik BLOMSTEDT	1:37.833	9	23	1.474	153.9
10	19 EQUIPE VERSCHUUR			Miguel RAMOS	1:38.005	16	18	1.646	153.6
11	19 EQUIPE VERSCHUUR			Roy GEERTS	1:38.044	7	31	1.685	153.6
12	3 R-ACE GP			Kevin KORJUS	1:38.225	7	15	1.866	153.3
13	4 OREGON TEAM			Andrés MENDEZ	1:38.292	28	31	1.933	153.2
14	9 TEAM MARC VDS EG 0,0			Fabian SCHILLER					
15	2 R-ACE GP			Fredrik BLOMSTEDT					
16	1 OREGON TEAM			Ash HAND HAND					
17	11 HIGH CLASS RACING			Dennis ANDERSEN					
18	5 OREGON TEAM			Davide RODA			1		
19	21 EQUIPE VERSCHUUR			Jeroen SCHOTHORST					
20	15 TEAM MARC VDS EG 0,0			Fran RUEDA					

Published at: .....

Track Status: **DRY**

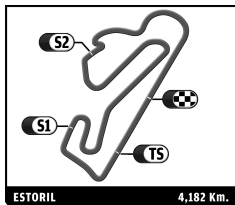
Race Director:	Timekeeper:
----------------	-------------



**RS01**  
 CT02 2016 Estoril Renault Sport Trophy  
 30th March Morning

Best Sector Times

SECTOR 1			SECTOR 2			SECTOR 3			Pos	Team	CI	Ideal Lap	Best Lap
Pos	Driver	Time	Driver	Time	Driver	Time							
1	11 A.FJORDBACH	19.416	9 M.PALTTALA	46.362	9 M.PALTTALA	30.226	1	9 TEAM MARC VDS EG 0,0		1'36.233	1:36.359	(1)	
2	21 P.SCHOTHORST	19.521	2 R.OWENS	46.522	2 R.OWENS	30.234	2	2 R-ACE GP		1'36.350	1:36.415	(2)	
3	1 D.CAPITANIO	19.527	21 P.SCHOTHORST	46.811	5 D.FUMANELLI	30.367	3	21 EQUIPE VERSCHUUR		1'36.815	1:36.966	(3)	
4	5 D.FUMANELLI	19.546	15 T.SATHIENTHIRAKUL	46.911	1 D.CAPITANIO	30.429	4	5 OREGON TEAM		1'36.875	1:37.170	(4)	
5	2 R.OWENS	19.594	1 D.CAPITANIO	46.935	21 P.SCHOTHORST	30.483	5	1 OREGON TEAM		1'36.891	1:37.248	(5)	
6	9 M.PALTTALA	19.645	5 D.FUMANELLI	46.962	4 B.BONIFACIO	30.559	6	11 HIGH CLASS RACING		1'37.023	1:37.375	(6)	
7	15 T.SATHIENTHIRAKUL	19.655	4 B.BONIFACIO	46.990	11 A.FJORDBACH	30.589	7	15 TEAM MARC VDS EG 0,0		1'37.235	1:37.417	(7)	
8	3 F.BLOMSTEDT	19.739	11 A.FJORDBACH	47.018	3 K.KORJUS	30.615	8	4 OREGON TEAM		1'37.294	1:37.655	(8)	
9	4 B.BONIFACIO	19.745	19 M.RAMOS	47.093	15 T.SATHIENTHIRAKUL	30.669	9	19 EQUIPE VERSCHUUR		1'37.628	1:38.005	(10)	
10	19 M.RAMOS	19.816	3 F.BLOMSTEDT	47.382	19 R.GEERTS	30.719	10	3 R-ACE GP		1'37.736	1:37.833	(9)	

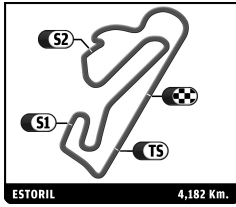


**RS01**

CT02 2016 Estoril Renault Sport Trophy  
 After 30th March Morning

Event maximum speed

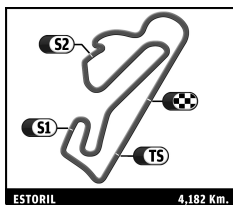
Team	Car	Class	Driver	Top Speed	Lap	Session
4 OREGON TEAM			Andrés MENDEZ	265.4	31	30th March Morning
9 TEAM MARC VDS EG 0,0			Markus PALTALA	265.4	18	30th March Morning
5 OREGON TEAM			David FUMANELLI	265.4	25	30th March Morning
1 OREGON TEAM			Dario CAPITANIO	264.8	85	30th March Morning
2 R-ACE GP			Raoul OWENS	262.3	21	30th March Morning
15 TEAM MARC VDS EG 0,0			Tanart SATHIENTHIRAKUL	262.3	4	30th March Morning
21 EQUIPE VERSCHUUR			Pleter SCHOTHORST	262.3	7	30th March Morning
3 R-ACE GP			Fredrik BLOMSTEDT	261.0	9	30th March Morning
11 HIGH CLASS RACING			Anders FJORBACH	261.0	17	30th March Morning
19 EQUIPE VERSCHUUR			Roy GEERTS	261.0	8	30th March Morning



**RS01**  
 CT02 2016 Estoril Renault Sport Trophy  
 30th March Morning

**Fastest Lap Sequence**

Practice Time	Team	Car	Class	Driver	Time	Kph	Lap
3:49.271	21 EQUIPE VERSCHUUR			Pieter SCHOTHORST	1:42.934	146.3	2
5:30.034	21 EQUIPE VERSCHUUR			Pieter SCHOTHORST	1:40.763	149.4	3
7:10.458	21 EQUIPE VERSCHUUR			Pieter SCHOTHORST	1:40.424	149.9	4
8:49.928	21 EQUIPE VERSCHUUR			Pieter SCHOTHORST	1:39.470	151.4	5
10:28.630	21 EQUIPE VERSCHUUR			Pieter SCHOTHORST	1:38.702	152.5	6
16:22.425	19 EQUIPE VERSCHUUR			Roy GEERTS	1:38.408	153.0	6
18:00.469	19 EQUIPE VERSCHUUR			Roy GEERTS	1:38.044	153.6	7
30:25.945	4 OREGON TEAM			Bruno BONIFACIO	1:37.888	153.8	9
32:03.600	4 OREGON TEAM			Bruno BONIFACIO	1:37.655	154.2	10
1:35:08.467	21 EQUIPE VERSCHUUR			Pieter SCHOTHORST	1:37.564	154.3	12
1:35:21.048	2 R-ACE GP			Raoul OWENS	1:37.405	154.6	18
1:36:45.503	21 EQUIPE VERSCHUUR			Pieter SCHOTHORST	1:37.036	155.2	13
1:39:59.628	21 EQUIPE VERSCHUUR			Pieter SCHOTHORST	1:36.966	155.3	15
3:04:29.766	9 TEAM MARC VDS EG 0,0			Markus PALTALA	1:36.359	156.2	31

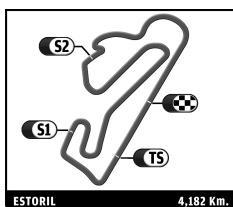


**RS01**  
CT02 2016 Estoril Renault Sport Trophy  
30th March Morning

Analysis

Personal Best Session Best B Crossing the finish line in pit lane

Lap	D	Time	Sector 1	Sector 2	Sector 3	Kph	Elapsed	Lap	D	Time	Sector 1	Sector 2	Sector 3	Kph	Elapsed
<b>1</b> OREGON TEAM 1.Dario CAPITANIO 2.Ash HAND HAND								56	1	1:45.345	21.194	51.084	33.067	142.9	2:25:38.362
1	1	8:31.524	6:59.654	57.674	34.196	29.4	8:31.524	57	1	1:44.674	21.394	50.628	32.652	143.8	2:27:23.036
2	1	1:45.128	22.831	50.554	31.743	143.2	10:16.652	58	1	1:44.329	21.153	50.414	32.762	144.3	2:29:07.365
3	1	1:43.014	21.910	49.560	31.544	146.1	11:59.666	59	1	1:53.280	21.352	57.335	34.593	132.9	2:31:00.645
4	1	1:43.249	22.146	49.370	31.733	145.8	13:42.915	60	1	1:44.582	21.194	50.828	32.560	144.0	2:32:45.227
5	1	1:53.528	20.708	48.509	44.311	132.6	15:36.443	61	1	2:07.421 B	22.919	58.609	45.893	118.2	2:34:52.648
6	1	1:40.550	20.815	48.222	31.513	149.7	17:16.993	62	1	4:42.859	3:17.348	52.712	32.799	53.2	2:39:35.507
7	1	1:40.280	20.849	48.030	31.401	150.1	18:57.273	63	1	1:44.511	21.154	50.680	32.677	144.1	2:41:20.018
8	1	6:40.218 B	20.198	47.867	5:32.153	37.6	25:37.491	64	1	1:43.115	20.927	49.951	32.237	146.0	2:43:03.133
9	1	11:38.284	9:43.122	1:12.684	42.478	21.6	37:15.775	65	1	1:42.384	20.762	49.702	31.920	147.0	2:44:45.517
10	1	2:06.753	26.775	1:01.679	38.299	118.8	39:22.528	66	1	1:42.481	20.789	49.678	32.014	146.9	2:46:27.998
11	1	2:01.081	24.248	58.195	38.638	124.3	41:23.609	67	1	1:42.772	20.748	49.766	32.258	146.5	2:48:10.770
12	1	1:53.697	23.389	54.741	35.567	132.4	43:17.306	68	1	2:03.337 B	23.414	53.747	46.176	122.1	2:50:14.107
13	1	1:51.260	22.743	53.904	34.613	135.3	45:08.566	69	1	7:01.982	5:36.734	52.371	32.877	35.7	2:57:16.089
14	1	1:48.101	22.223	52.136	33.742	139.3	46:56.667	70	1	1:44.395	20.950	51.036	32.409	144.2	2:59:00.484
15	1	1:48.077	21.876	51.844	34.357	139.3	48:44.744	71	1	1:44.071	20.959	50.500	32.612	144.7	3:00:44.555
16	1	1:48.173	22.171	52.145	33.857	139.2	50:32.917	72	1	1:43.827	20.673	50.475	32.679	145.0	3:02:28.382
17	1	1:46.975	21.829	51.592	33.554	140.7	52:19.892	73	1	1:43.928	20.735	50.359	32.834	144.9	3:04:12.310
18	1	1:46.711	21.711	51.676	33.324	141.1	54:06.603	74	1	1:44.595	20.724	50.511	33.360	143.9	3:05:56.905
19	1	1:49.010	21.773	53.903	33.334	138.1	55:55.613	75	1	1:53.235	21.162	51.071	41.002	133.0	3:07:50.140
20	1	2:09.284 B	22.317	57.063	49.904	116.5	58:04.897	76	1	2:25.551 B	21.715	1:09.112	54.724	103.4	3:10:15.691
21	1	7:23.824	5:53.588	55.646	34.590	33.9	1:05:28.721	77	1	27:36.335	...	48.762	31.093	9.1	3:37:52.026
22	1	1:46.706	21.801	51.388	33.517	141.1	1:07:15.427	78	1	1:37.647	20.132	47.011	30.504	154.2	3:39:29.673
23	1	1:45.135	21.180	50.993	32.962	143.2	1:09:00.562	79	1	1:37.516	19.901	46.938	30.677	154.4	3:41:07.189
24	1	1:43.391	21.037	49.669	32.685	145.6	1:10:43.953	80	1	1:37.704	19.937	47.087	30.680	154.1	3:42:44.893
25	1	1:43.465	20.938	49.929	32.598	145.5	1:12:27.418	81	1	1:37.248	19.719	46.935	30.594	154.8	3:44:22.141
26	1	1:45.617	23.444	49.716	32.457	142.5	1:14:13.035	82	1	1:44.484	19.794	50.791	33.899	144.1	3:46:06.625
27	1	1:42.652	20.461	49.955	32.236	146.7	1:15:55.687	83	1	1:37.323	19.527	47.367	30.429	154.7	3:47:43.948
28	1	1:42.441	20.790	49.745	31.906	147.0	1:17:38.128	84	1	1:37.648	19.666	47.088	30.894	154.2	3:49:21.596
29	1	1:41.695	20.232	49.500	31.963	148.0	1:19:19.823	85	1	1:47.909 B	20.158	48.918	38.833	139.5	3:51:09.505
30	1	2:13.289 B	20.118	1:03.517	49.654	113.0	1:21:33.112	86	1	8:00.038	6:40.961	47.919	31.158	31.4	3:59:09.543
31	1	5:58.525	4:35.929	50.471	32.125	42.0	1:27:31.637	87	1	1:37.451	19.758	47.210	30.483	154.5	4:00:46.994
32	1	1:41.166	21.145	48.622	31.399	148.8	1:29:12.803	<b>2</b> R-ACE GP 1.Raoul OWENS 2.Fredrik BLOMSTEDT							
33	1	1:42.190	21.837	48.954	31.399	147.3	1:30:54.993	1	1	41:18.376	...	52.103	32.574	6.1	41:18.376
34	1	1:39.797	20.467	48.139	31.191	150.9	1:32:34.790	2	1	1:40.861	21.004	48.437	31.420	149.3	42:59.237
35	1	1:39.743	20.388	48.181	31.174	150.9	1:34:14.533	3	1	1:39.409	20.422	47.929	31.058	151.4	44:38.646
36	1	1:39.121	20.348	47.652	31.121	151.9	1:35:53.654	4	1	1:39.086	20.182	47.603	31.301	151.9	46:17.732
37	1	1:39.291	20.258	47.983	31.050	151.6	1:37:32.945	5	1	1:38.138	19.893	47.183	31.062	153.4	47:55.870
38	1	1:39.561	20.228	48.118	31.215	151.2	1:39:12.506	6	1	1:38.169	19.892	47.372	30.905	153.4	49:34.039
39	1	1:38.752	19.981	47.687	31.084	152.5	1:40:51.258	7	1	1:38.124	19.842	47.274	31.008	153.4	51:12.163
40	1	1:39.048	20.026	47.745	31.277	152.0	1:42:30.306	8	1	1:38.632	19.808	47.209	31.615	152.6	52:50.795
41	1	1:49.100 B	20.261	48.812	40.027	138.0	1:44:19.406	9	1	1:38.149	19.896	47.482	30.771	153.4	54:28.944
42	1	6:27.899	5:07.666	48.907	31.326	38.8	1:50:47.305	10	1	1:46.476 B	20.002	47.246	39.228	141.4	56:15.420
43	1	1:40.081	20.328	48.340	31.413	150.4	1:52:27.386	11	1	21:29.361	...	49.277	31.412	11.7	1:17:44.781
44	1	1:40.253	20.335	48.636	31.282	150.2	1:54:07.639	12	1	1:39.279	20.518	47.786	30.975	151.6	1:19:24.060
45	1	1:40.068	20.271	48.333	31.464	150.4	1:55:47.707	13	1	2:10.276 B	20.172	59.986	50.118	115.6	1:21:34.336
46	1	1:40.270	20.135	48.794	31.341	150.1	1:57:27.977	14	1	7:14.855	5:55.545	48.360	30.950	34.6	1:28:49.191
47	1	1:39.696	20.177	48.231	31.288	151.0	1:59:07.673	15	1	1:38.621	20.211	47.614	30.796	152.7	1:30:27.812
48	1	1:39.737	20.159	48.273	31.305	150.9	2:00:47.410	16	1	1:38.126	20.092	47.309	30.725	153.4	1:32:05.938
49	1	1:46.866 B	20.413	48.175	38.278	140.9	2:02:34.276	17	1	1:37.705	19.819	47.407	30.479	154.1	1:33:43.643
50	1	12:15.055	...	1:01.369	36.350	20.5	2:14:49.331	18	1	1:37.405	19.791	47.017	30.597	154.6	1:35:21.048
51	1	1:54.194	23.188	57.003	34.003	131.8	2:16:43.525	19	1	1:37.594	19.832	47.140	30.622	154.3	1:36:58.642
52	1	1:47.296	22.021	51.998	33.277	140.3	2:18:30.821	20	1	1:37.943	19.798	47.465	30.680	153.7	1:38:36.585
53	1	1:47.460	21.596	51.998	33.866	140.1	2:20:18.281	21	1	1:37.721	19.726	47.387	30.608	154.1	1:40:14.306
54	1	1:47.531	21.567	52.120	33.844	140.0	2:22:05.812	22	1	1:45.059 B	19.773	47.446	37.840	143.3	1:41:59.365
55	1	1:47.205	22.098	51.816	33.291	140.4	2:23:53.017								



**RS01**  
CT02 2016 Estoril Renault Sport Trophy  
30th March Morning

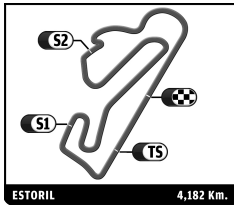
Analysis

Personal Best Session Best B Crossing the finish line in pit lane

Lap	D	Time	Sector 1	Sector 2	Sector 3	Kph	Elapsed	Lap	D	Time	Sector 1	Sector 2	Sector 3	Kph	Elapsed
23	1	1:09:06.471	...	48.602	32.234	3.6	2:51:05.836	38	1	1:48.662 <b>B</b>	20.103	48.110	40.449	138.6	3:29:48.046
24	1	1:39.081	20.247	47.900	30.934	151.9	2:52:44.917								
25	1	1:38.456	20.158	47.441	30.857	152.9	2:54:23.373								
26	1	1:38.372	19.951	47.607	30.814	153.0	2:56:01.745								
27	1	1:38.275	19.918	47.503	30.854	153.2	2:57:40.020								
28	1	1:38.620	19.996	47.738	30.886	152.7	2:59:18.640								
29	1	1:38.739	20.051	47.660	31.028	152.5	3:00:57.379								
30	1	1:38.509	20.039	47.651	30.819	152.8	3:02:35.888								
31	1	1:47.088 <b>B</b>	20.160	47.502	39.426	140.6	3:04:22.976								
32	1	14:39.281	...	48.700	31.106	17.1	3:19:02.257								
33	1	1:37.524	19.957	47.237	30.330	154.4	3:20:39.781								
34	1	1:36.817	19.809	46.744	30.264	155.5	3:22:16.598								
35	1	1:36.599	19.638	46.582	30.379	155.9	3:23:53.197								
36	1	1:36.415	19.659	46.522	30.234	156.1	3:25:29.612								
37	1	1:36.966	19.594	46.861	30.511	155.3	3:27:06.578								
38	1	1:36.891	19.832	46.715	30.344	155.4	3:28:43.469								
39	1	1:44.878 <b>B</b>	19.644	46.777	38.457	143.5	3:30:28.347								

3		R-ACE GP					
		1. Kevin KORJUS					
		2. Fredrik BLOMSTEDT					
1	2	41:19.913	...	1:01.312	34.497	6.1	41:19.913
2	2	1:43.871	22.469	49.927	31.475	144.9	43:03.784
3	2	1:40.737	20.841	48.761	31.135	149.5	44:44.521
4	2	1:39.104	20.298	47.891	30.915	151.9	46:23.625
5	2	1:39.249	20.197	48.047	31.005	151.7	48:02.874
6	2	1:38.715	20.147	47.761	30.807	152.5	49:41.589
7	2	1:38.358	19.952	47.727	30.679	153.1	51:19.947
8	2	1:38.186	19.870	47.685	30.631	153.3	52:58.133
9	2	1:37.833	19.739	47.382	30.712	153.9	54:35.966
10	2	1:47.917 <b>B</b>	19.902	48.798	39.217	139.5	56:23.883
11	2	17:39.668	...	50.468	31.743	14.2	1:14:03.551
12	2	1:40.548	20.704	48.664	31.180	149.7	1:15:44.099
13	2	1:38.460	19.954	47.556	30.950	152.9	1:17:22.559
14	2	1:38.485	19.816	47.776	30.893	152.9	1:19:01.044
15	2	7:54.435 <b>B</b>	5:57.589	1:06.057	50.789	31.7	1:26:55.479
16	2	1:01:45.757	...	51.554	31.482	4.1	2:28:41.236
17	2	1:40.850	21.149	48.577	31.124	149.3	2:30:22.086
18	2	1:39.842	20.461	48.306	31.075	150.8	2:32:01.928
19	2	1:41.032	21.497	48.578	30.957	149.0	2:33:42.960
20	2	1:38.939	20.357	47.749	30.833	152.2	2:35:21.899
21	2	1:38.744	19.919	47.780	31.045	152.5	2:37:00.643
22	2	1:38.576	19.974	47.441	31.161	152.7	2:38:39.219
23	2	1:47.555 <b>B</b>	20.051	47.503	40.001	140.0	2:40:26.774
24	1	8:54.043	7:28.409	52.747	32.887	28.2	2:49:20.817
25	1	1:48.103	22.214	48.226	37.663	139.3	2:51:08.920
26	1	1:39.867	20.802	48.062	31.003	150.8	2:52:48.787
27	1	1:39.412	20.816	47.832	30.764	151.4	2:54:28.199
28	1	1:38.500	20.056	47.829	30.615	152.8	2:56:06.699
29	1	1:38.355	19.905	47.717	30.733	153.1	2:57:45.054
30	1	1:38.225	19.862	47.500	30.863	153.3	2:59:23.279
31	1	1:38.349	19.866	47.606	30.877	153.1	3:01:01.628
32	1	1:50.804 <b>B</b>	19.863	49.273	41.668	135.9	3:02:52.432
33	1	18:30.265	...	53.180	32.519	13.6	3:21:22.697
34	1	1:41.037	22.279	47.909	30.849	149.0	3:23:03.734
35	1	1:38.554	19.915	47.733	30.906	152.8	3:24:42.288
36	1	1:38.537	20.016	47.671	30.850	152.8	3:26:20.825
37	1	1:38.559	19.861	47.654	31.044	152.8	3:27:59.384

4		OREGON TEAM					
		1. Bruno BONIFACIO					
		2. Andrés MENDEZ					
1	1	13:20.304	...	55.023	34.136	18.8	13:20.304
2	1	1:43.333	22.499	49.318	31.516	145.7	15:03.637
3	1	1:40.476	20.704	48.068	31.704	149.8	16:44.113
4	1	1:39.718	20.147	47.836	31.735	151.0	18:23.831
5	1	1:38.720	19.915	47.777	31.028	152.5	20:02.551
6	1	1:47.519 <b>B</b>	19.901	48.342	39.276	140.0	21:50.070
7	1	5:18.245	3:58.603	48.223	31.419	47.3	27:08.315
8	1	1:39.742	21.358	47.440	30.944	150.9	28:48.057
9	1	1:37.888	20.018	47.101	30.769	153.8	30:25.945
10	1	1:37.655	19.989	46.990	30.676	154.2	32:03.600
11	1	1:37.903	19.862	47.437	30.604	153.8	33:41.503
12	1	1:38.004	19.767	47.429	30.808	153.6	35:19.507
13	1	1:39.704	19.783	49.137	30.784	151.0	36:59.211
14	1	1:37.734	19.759	47.416	30.559	154.0	38:36.945
15	1	1:44.841 <b>B</b>	19.745	48.064	37.032	143.6	40:21.786
16	2	19:04.926	...	53.505	33.525	13.1	59:26.712
17	2	1:43.951	21.079	50.171	32.701	144.8	1:01:10.663
18	2	1:42.789	20.664	49.812	32.313	146.5	1:02:53.452
19	2	1:41.491	20.424	49.278	31.789	148.3	1:04:34.943
20	2	1:40.634	20.204	48.792	31.638	149.6	1:06:15.577
21	2	1:40.573	20.180	48.754	31.639	149.7	1:07:56.150
22	2	1:41.609	20.373	49.495	31.741	148.2	1:09:37.759
23	2	1:50.189 <b>B</b>	20.680	49.136	40.373	136.6	1:11:27.948
24	2	17:24.692	...	51.529	32.392	14.4	1:28:52.640
25	2	1:42.261	21.056	49.300	31.905	147.2	1:30:34.901
26	2	1:41.044	20.116	49.292	31.636	149.0	1:32:15.945
27	2	1:41.044	20.405	49.057	31.582	149.0	1:33:56.989
28	2	1:41.820	20.001	49.984	31.835	147.9	1:35:38.809
29	2	1:40.611	20.417	48.595	31.599	149.6	1:37:19.420
30	2	1:40.474	20.059	48.839	31.576	149.8	1:38:59.894
31	2	1:49.828 <b>B</b>	22.473	49.379	37.976	137.1	1:40:49.722
32	2	5:17.435	3:56.474	49.313	31.648	47.4	1:46:07.157
33	2	1:40.620	20.120	48.844	31.656	149.6	1:47:47.777
34	2	1:40.426	20.272	48.686	31.468	149.9	1:49:28.203
35	2	1:40.420	20.092	48.707	31.621	149.9	1:51:08.623
36	2	1:40.955	20.439	48.699	31.817	149.1	1:52:49.578
37	2	1:41.442	20.537	49.209	31.696	148.4	1:54:31.020
38	2	1:40.596	20.557	48.513	31.526	149.7	1:56:11.616
39	2	1:47.103 <b>B</b>	20.368	48.713	38.022	140.6	1:57:58.719
40	2	7:06.402	5:45.667	49.256	31.479	35.3	2:05:05.121
41	2	1:39.342	20.328	48.008	31.006	151.5	2:06:44.463
42	2	1:38.962	20.006	47.985	30.971	152.1	2:08:23.425
43	2	1:38.292	19.948	47.568	30.776	153.2	2:10:01.717
44	2	1:40.391	19.886	49.471	31.034	150.0	2:11:42.108
45	2	1:38.890	20.093	47.775	31.022	152.2	2:13:20.998
46	2	1:46.132 <b>B</b>	20.172	48.226	37.734	141.9	2:15:07.130
47	1	31:04.300	...	50.946	31.728	8.1	2:46:11.430
48	1	1:40.072	20.750	48.051	31.271	150.4	2:47:51.502
49	1	1:39.435	20.306	47.976	31.153	151.4	2:49:30.937
50	1	1:38.908	19.931	47.886	31.091	152.2	2:51:09.845
51	1	1:46.158 <b>B</b>	20.523	48.151	37.484	141.8	2:52:56.003
52	1	8:52.091	7:31.681	48.784	31.626	28.3	3:01:48.094
53	1	1:39.506	20.310	47.952	31.244	151.3	3:03:27.600



**RS01**  
CT02 2016 Estoril Renault Sport Trophy  
30th March Morning

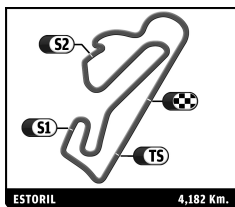
Analysis

Personal Best Session Best B Crossing the finish line in pit lane

Lap	D	Time	Sector 1	Sector 2	Sector 3	Kph	Elapsed	Lap	D	Time	Sector 1	Sector 2	Sector 3	Kph	Elapsed
54	1	1:44.805 <b>B</b>	20.082	48.064	36.659	143.6	3:05:12.405	5	1	1:38.919	20.438	47.753	30.728	152.2	1:03:07.542
<div style="border: 1px solid black; padding: 2px;"> <b>5</b> OREGON TEAM 1.David FUMANELLI 2.Davide RODA                 </div>								6	1	1:50.055 <b>B</b>	19.990	48.882	41.183	136.8	1:04:57.597
1	2	1:35:07.884 <b>B</b>	...	1:30.571	52.602	2.6	1:35:07.884	7	1	6:38.186	5:18.349	48.886	30.951	37.8	1:11:35.783
2	1	3:46.191	2:22.561	51.339	32.291	66.6	1:38:54.075	8	1	1:39.196	19.916	48.178	31.102	151.8	1:13:14.979
3	1	1:43.373	21.583	49.636	32.154	145.6	1:40:37.448	9	1	1:38.738	19.949	47.653	31.136	152.5	1:14:53.717
4	1	1:41.084	20.648	48.841	31.595	148.9	1:42:18.532	10	1	1:38.245	19.859	47.226	31.160	153.2	1:16:31.962
5	1	1:40.119	20.503	48.277	31.339	150.4	1:43:58.651	11	1	1:47.327 <b>B</b>	19.956	47.787	39.584	140.3	1:18:19.289
6	1	1:39.993	20.412	48.256	31.325	150.6	1:45:38.644	12	1	12:17.342	...	49.965	31.887	20.4	1:30:36.631
7	1	1:39.284	19.915	48.064	31.305	151.6	1:47:17.928	13	1	1:40.809	20.773	48.990	31.046	149.3	1:32:17.440
8	1	1:39.478	20.133	48.128	31.217	151.3	1:48:57.406	14	1	1:39.843	20.210	48.500	31.133	150.8	1:33:57.283
9	1	1:39.459	20.116	48.255	31.088	151.4	1:50:36.865	15	1	1:46.249	20.204	54.612	31.433	141.7	1:35:43.532
10	1	1:43.102	20.378	51.023	31.701	146.0	1:52:19.967	16	1	1:39.789	20.087	48.055	31.647	150.9	1:37:23.321
11	1	1:52.034 <b>B</b>	20.003	49.337	42.694	134.4	1:54:12.001	17	1	1:39.693	20.143	48.580	30.970	151.0	1:39:03.014
12	1	8:11.322	6:50.663	49.088	31.571	30.6	2:02:23.323	18	1	1:49.660 <b>B</b>	20.078	49.183	40.399	137.3	1:40:52.674
13	1	1:39.581	20.219	48.066	31.296	151.2	2:04:02.904	19	1	49:01.711	...	53.466	32.393	5.1	2:29:54.385
14	1	1:38.857	20.174	47.820	30.863	152.3	2:05:41.761	20	1	1:42.072	21.139	49.286	31.647	147.5	2:31:36.457
15	1	1:39.596	20.213	47.946	31.437	151.2	2:07:21.357	21	1	1:40.067	20.144	48.476	31.447	150.5	2:33:16.524
16	1	1:39.262	20.298	48.044	30.920	151.7	2:09:00.619	22	1	1:39.280	20.022	48.208	31.050	151.6	2:34:55.804
17	1	1:39.519	20.222	48.218	31.079	151.3	2:10:40.138	23	1	1:39.707	20.524	48.156	31.027	151.0	2:36:35.511
18	1	1:52.178 <b>B</b>	20.021	48.364	43.793	134.2	2:12:32.316	24	1	1:38.978	20.020	47.869	31.089	152.1	2:38:14.489
19	1	41:46.775	...	52.898	32.211	6.0	2:54:19.091	25	1	1:48.199 <b>B</b>	19.968	47.877	40.354	139.1	2:40:02.688
20	1	1:45.418	20.650	53.192	31.576	142.8	2:56:04.509	26	1	10:48.976	9:26.500	50.561	31.915	23.2	2:50:51.664
21	1	1:41.665	20.361	48.675	32.629	148.1	2:57:46.174	27	1	1:39.849	20.162	48.161	31.526	150.8	2:52:31.513
22	1	1:39.560	20.169	48.192	31.199	151.2	2:59:25.734	28	1	1:48.121 <b>B</b>	20.410	48.439	39.272	139.2	2:54:19.634
23	1	1:39.807	20.041	47.982	31.784	150.8	3:01:05.541	29	1	6:56.779	5:28.783	57.044	30.952	36.1	3:01:16.413
24	1	1:40.839	20.059	49.214	31.566	149.3	3:02:46.380	30	1	1:36.994	19.986	46.651	30.357	155.2	3:02:53.407
25	1	1:39.557	20.295	48.194	31.068	151.2	3:04:25.937	31	1	1:36.359	19.645	46.362	30.352	156.2	3:04:29.766
26	1	1:39.755	20.105	48.440	31.210	150.9	3:06:05.692	32	1	1:44.447	19.707	53.826	30.914	144.1	3:06:14.213
27	1	1:40.052	20.064	48.384	31.604	150.5	3:07:45.744	33	1	1:45.643 <b>B</b>	19.938	47.076	38.629	142.5	3:07:59.856
28	1	1:39.511	20.147	48.128	31.236	151.3	3:09:25.255	34	1	8:46.855	7:28.061	48.075	30.719	28.6	3:16:46.711
29	1	1:51.324 <b>B</b>	20.296	49.689	41.339	135.2	3:11:16.579	35	1	1:37.071	19.906	46.616	30.549	155.1	3:18:23.782
30	1	8:23.140	7:03.504	48.849	30.787	29.9	3:19:39.719	36	1	1:36.843	19.733	46.884	30.226	155.5	3:20:00.625
31	1	1:37.210	19.756	47.087	30.367	154.9	3:21:16.929	37	1	1:43.713 <b>B</b>	19.822	46.832	37.059	145.2	3:21:44.338
32	1	1:37.170	19.546	46.962	30.662	154.9	3:22:54.099	38	1	6:12.257	4:52.521	47.450	32.286	40.4	3:27:56.595
33	1	1:37.262	19.586	47.233	30.443	154.8	3:24:31.361	39	1	2:56.444 <b>B</b>	19.877	1:01.760	1:34.807	85.3	3:30:53.039
34	1	1:37.355	19.711	47.063	30.581	154.6	3:26:08.716	<div style="border: 1px solid black; padding: 2px;"> <b>11</b> HIGH CLASS RACING 1.Anders FJORBACH 2.Dennis ANDERSEN                 </div>							
35	1	1:43.449	22.290	49.933	31.226	145.5	3:27:52.165	1	1	5:01.667	3:34.073	53.642	33.952	49.9	5:01.667
36	1	1:58.869 <b>B</b>	22.012	54.804	42.053	126.7	3:29:51.034	2	1	1:47.296	22.237	51.699	33.360	140.3	6:48.963
37	1	9:45.473	8:24.914	49.244	31.315	25.7	3:39:36.507	3	1	1:57.232 <b>B</b>	21.704	51.544	43.984	128.4	8:46.195
38	1	1:37.802	19.832	47.351	30.619	153.9	3:41:14.309	4	1	45:23.574	...	48.665	30.976	5.5	54:09.769
39	1	1:37.733	19.790	47.195	30.748	154.0	3:42:52.042	5	1	1:40.897	20.173	49.976	30.748	149.2	55:50.666
40	1	1:37.901	19.748	47.366	30.787	153.8	3:44:29.943	6	1	1:38.341	20.112	47.540	30.689	153.1	57:29.007
41	1	1:52.373 <b>B</b>	21.624	49.419	41.330	134.0	3:46:22.316	7	1	1:37.789	19.652	47.369	30.768	154.0	59:06.796
42	1	8:07.547	6:47.400	49.010	31.137	30.9	3:54:29.863	8	1	1:37.987	19.788	47.316	30.883	153.6	1:00:44.783
43	1	1:37.969	19.908	47.239	30.822	153.7	3:56:07.832	9	1	1:42.039	19.600	47.915	34.524	147.5	1:02:26.822
44	1	1:38.094	19.818	47.495	30.781	153.5	3:57:45.926	10	1	1:52.844 <b>B</b>	21.463	49.214	42.167	133.4	1:04:19.666
45	1	1:38.165	19.888	47.395	30.882	153.4	3:59:24.091	11	1	14:34.158	...	49.486	31.372	17.2	1:18:53.824
46	1	1:54.942 <b>B</b>	21.283	50.874	42.785	131.0	4:01:19.033	12	1	1:51.518 <b>B</b>	20.038	49.115	42.365	135.0	1:20:45.342
<div style="border: 1px solid black; padding: 2px;"> <b>9</b> TEAM MARC VDS EG 0,0 1.Markus PALTTALA 2.Fabian SCHILLER                 </div>								13	1	9:09.179	7:48.250	49.601	31.328	27.4	1:29:54.521
1	1	56:26.846	...	54.082	33.152	4.4	56:26.846	14	1	1:38.732	20.051	47.840	30.841	152.5	1:31:33.253
2	1	1:42.747	21.616	49.683	31.448	146.5	58:09.593	15	1	1:38.348	19.963	47.506	30.879	153.1	1:33:11.601
3	1	1:40.002	20.473	48.473	31.056	150.5	59:49.595	16	1	1:38.004	19.807	47.362	30.835	153.6	1:34:49.605
4	1	1:39.028	20.037	47.897	31.094	152.0	1:01:28.623	17	1	1:39.024	19.986	47.497	31.541	152.0	1:36:28.629
								18	1	1:38.886	19.738	47.788	31.360	152.2	1:38:07.515
								19	1	1:38.367	19.703	47.511	31.153	153.1	1:39:45.882







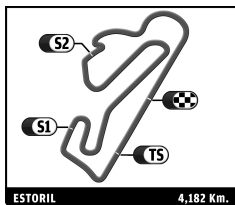
**RS01**  
 CT02 2016 Estoril Renault Sport Trophy  
 30th March Morning

Analysis

■ Personal Best   ■ Session Best   B Crossing the finish line in pit lane

Lap	D	Time	Sector 1	Sector 2	Sector 3	Kph	Elapsed	Lap	D	Time	Sector 1	Sector 2	Sector 3	Kph	Elapsed
43	1	1:39.227	20.079	47.637	31.511	151.7	3:47:00.166								
44	1	1:38.707	20.104	47.570	31.033	152.5	3:48:38.873								
45	1	1:39.093	20.233	47.752	31.108	151.9	3:50:17.966								
46	1	1:38.852	20.035	47.778	31.039	152.3	3:51:56.818								
47	1	1:39.254	20.336	47.967	30.951	151.7	3:53:36.072								
48	1	1:38.601	20.189	47.496	30.916	152.7	3:55:14.673								
49	1	1:47.140 <b>B</b>	20.037	47.530	39.573	140.5	3:57:01.813								

21		EQUIPE VERSCHUUR					
		1.Pieter SCHOTHORST					
		2.Jeroen SCHOTHORST					
Lap	D	Time	Sector 1	Sector 2	Sector 3	Kph	Elapsed
1	1	2:06.337	33.884	57.900	34.553	119.2	2:06.337
2	1	1:42.934	21.538	49.537	31.859	146.3	3:49.271
3	1	1:40.763	20.797	48.537	31.429	149.4	5:30.034
4	1	1:40.424	20.502	48.491	31.431	149.9	7:10.458
5	1	1:39.470	20.304	47.941	31.225	151.4	8:49.928
6	1	1:38.702	20.004	47.510	31.188	152.5	10:28.630
7	1	1:55.007 <b>B</b>	20.092	52.852	42.063	130.9	12:23.637
8	1	1:16:08.298	...	1:01.465	36.134	3.3	1:28:31.935
9	1	1:41.595	21.565	48.623	31.407	148.2	1:30:13.530
10	1	1:39.201	20.400	47.792	31.009	151.8	1:31:52.731
11	1	1:38.172	20.058	47.381	30.733	153.4	1:33:30.903
12	1	1:37.564	20.002	47.006	30.556	154.3	1:35:08.467
13	1	1:37.036	19.656	<b>46.811</b>	30.569	155.2	1:36:45.503
14	1	1:37.159	19.607	46.965	30.587	155.0	1:38:22.662
15	1	<b>1:36.966</b>	<b>19.521</b>	46.962	<b>30.483</b>	155.3	1:39:59.628
16	1	1:45.526 <b>B</b>	20.142	46.885	38.499	142.7	1:41:45.154
17	1	6:54.629	5:15.380	1:02.981	36.268	36.3	1:48:39.783
18	1	1:52.996	23.105	55.440	34.451	133.2	1:50:32.779
19	1	1:50.003	22.440	54.461	33.102	136.9	1:52:22.782
20	1	1:46.964	21.815	52.239	32.910	140.8	1:54:09.746
21	1	1:46.023	21.799	51.499	32.725	142.0	1:55:55.769
22	1	1:44.692	21.642	50.673	32.377	143.8	1:57:40.461
23	1	1:44.477	21.238	50.557	32.682	144.1	1:59:24.938
24	1	2:06.952 <b>B</b>	20.975	54.808	51.169	118.6	2:01:31.890
25	1	9:55.198	8:28.047	53.644	33.507	25.3	2:11:27.088
26	1	1:44.917	21.912	50.217	32.788	143.5	2:13:12.005
27	1	1:43.645	21.300	49.846	32.499	145.3	2:14:55.650
28	1	1:42.602	20.717	49.594	32.291	146.7	2:16:38.252
29	1	1:42.093	20.623	49.269	32.201	147.5	2:18:20.345
30	1	1:41.694	20.483	49.232	31.979	148.0	2:20:02.039
31	1	1:41.436	20.609	49.065	31.762	148.4	2:21:43.475
32	1	1:41.603	20.676	49.144	31.783	148.2	2:23:25.078
33	1	1:41.769	20.627	49.265	31.877	147.9	2:25:06.847
34	1	2:00.775 <b>B</b>	22.012	56.962	41.801	124.7	2:27:07.622
35	1	9:35.138	8:11.100	49.614	34.424	26.2	2:36:42.760
36	1	1:40.083	20.314	48.374	31.395	150.4	2:38:22.843
37	1	1:38.724	20.133	47.616	30.975	152.5	2:40:01.567
38	1	1:38.304	19.898	47.456	30.950	153.1	2:41:39.871
39	1	1:37.907	19.759	47.513	30.635	153.8	2:43:17.778
40	1	1:37.932	19.715	47.507	30.710	153.7	2:44:55.710
41	1	1:37.722	19.752	47.185	30.785	154.1	2:46:33.432
42	1	1:47.419 <b>B</b>	19.701	47.411	40.307	140.2	2:48:20.851



**RS01**

CT02 2016 Estoril Renault Sport Trophy  
30th March Morning

Best Top Speeds

Team	Car	Class	Top Speed Driver	Top 1		Top 2		Top 3		Top 4		Top 5		Avg
				Kph	Lap	Kph	Lap	Kph	Lap	Kph	Lap	Kph	Lap	
4 OREGON TEAM			A. MENDEZ	265.4	31	264.8	14	264.8	12	264.8	44	264.2	11	264,8
9 TEAM MARC VDS EG 0,0			M. PALTALA	265.4	18	264.8	15	264.2	14	263.5	16	262.9	6	264,2
5 OREGON TEAM			D. FUMANELLI	265.4	25	264.8	45	264.2	23	263.5	15	263.5	39	264,3
1 OREGON TEAM			D. CAPITANIO	264.8	85	264.2	44	264.2	39	264.2	41	263.5	35	264,2
21 EQUIPE VERSCHUUR			P. SCHOTHORST	262.3	16	262.3	15	262.3	7	261.7	14	261.7	13	262,1
2 R-ACE GP			R. OWENS	262.3	22	262.3	21	261.7	19	261.0	39	261.0	38	261,7
15 TEAM MARC VDS EG 0,0			T. SATHIENTHIRAKUL	262.3	12	262.3	25	262.3	4	262.3	5	262.3	26	262,3
11 HIGH CLASS RACING			A.	261.0	19	261.0	17	261.0	27	260.4	18	260.4	20	260,8
3 R-ACE GP			F.	261.0	9	260.4	35	260.4	29	260.4	18	260.4	31	260,5
19 EQUIPE VERSCHUUR			M. RAMOS	261.0	14	261.0	8	260.4	5	259.8	13	259.8	37	260,4