

RS01
 CT02 2016 Estoril Renault Sport Trophy
 31st March Morning

Provisional Classification

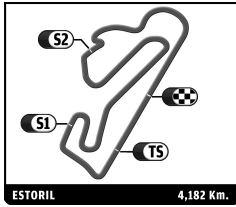
Nr. Drivers	Team	Car	Cl	Time	Lap Total	Gap	Kph
1 21 P. SCHOTHORST / J. SCHOTHORST	EQUIPE VERSCHUUR			1:38.156	39 39	- -	153.4
2 15 T. SATHIENTHIRAKUL / F. RUEDA	TEAM MARC VDS EG 0,0			1:38.808	29 31	+0.652 +0.652	152.4
3 3 K. KORJUS / F. BLOMSTEDT	R-ACE GP			1:39.038	39 40	+0.882 +0.230	152.0
4 2 R. OWENS / T. FORNE	R-ACE GP			1:39.119	50 54	+0.963 +0.081	151.9
5 11 A. FJORDBACH / D. ANDERSEN	HIGH CLASS RACING			1:40.120	56 58	+1.964 +1.001	150.4
6 1 D. CAPITANIO / A. HAND	OREGON TEAM			1:42.532	33 36	+4.376 +2.412	146.8
7 9 M. PALTALA / F. SCHILLER	TEAM MARC VDS EG 0,0			1:42.981	7 10	+4.825 +0.449	146.2
8 4 B. BONIFACIO / A. MENDEZ	OREGON TEAM			1:44.761	18 19	+6.605 +1.780	143.7
9 19 R. GEERTS / M. RAMOS	EQUIPE VERSCHUUR			1:49.027	16 17	+10.871 +4.266	138.1
10 5 D. FUMANELLI / D. RODA	OREGON TEAM			1:51.317	6 7	+13.161 +2.290	135.2

Fastest Lap	Lap 39	Pieter SCHOTHORST	1:38.156	153.4 Kph
--------------------	--------	-------------------	----------	-----------

Published at:

Track Status: **WET**

Race Director:	Timekeeper:
----------------	-------------



RS01
 CT02 2016 Estoril Renault Sport Trophy
 31st March Morning

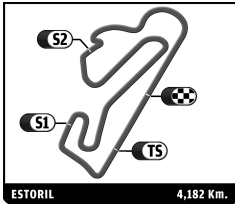
Provisional Classification by Driver Fastest Lap

Nr	Team	Car	Class	Driver	Time	Lap	Total	Gap	Kph
1	21	EQUIPE VERSCHUUR		Pieter SCHOTHORST	1:38.156	27	27		153.4
2	15	TEAM MARC VDS EG 0,0		Tanart SATHIENTHIRAKUL	1:38.808	29	31	0.652	152.4
3	3	R-ACE GP		Fredrik BLOMSTEDT	1:39.038	29	30	0.882	152.0
4	2	R-ACE GP		Toni FORNE	1:39.119	18	22	0.963	151.9
5	11	HIGH CLASS RACING		Anders FJORBACH	1:40.120	20	22	1.964	150.4
6	1	OREGON TEAM		Dario CAPITANIO	1:42.532	33	36	4.376	146.8
7	9	TEAM MARC VDS EG 0,0		Markus PALTALA	1:42.981	7	10	4.825	146.2
8	3	R-ACE GP		Kevin KORJUS	1:43.845	9	10	5.689	145.0
9	4	OREGON TEAM		Bruno BONIFACIO	1:44.761	18	19	6.605	143.7
10	2	R-ACE GP		Raoul OWENS	1:45.658	31	32	7.502	142.5
11	11	HIGH CLASS RACING		Dennis ANDERSEN	1:46.743	26	36	8.587	141.0
12	21	EQUIPE VERSCHUUR		Jeroen SCHOTHORST	1:47.871	11	12	9.715	139.6
13	19	EQUIPE VERSCHUUR		Roy GEERTS	1:49.027	16	17	10.871	138.1
14	5	OREGON TEAM		David FUMANELLI	1:51.317	6	7	13.161	135.2
15	9	TEAM MARC VDS EG 0,0		Fabian SCHILLER					
16	4	OREGON TEAM		Andrés MENDEZ					
17	1	OREGON TEAM		Ash HAND					
18	19	EQUIPE VERSCHUUR		Miguel RAMOS					
19	5	OREGON TEAM		Davide RODA					
20	15	TEAM MARC VDS EG 0,0		Fran RUEDA					

Published at:

Track Status: **WET**

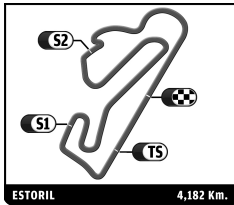
Race Director:	Timekeeper:
----------------	-------------



RS01
 CT02 2016 Estoril Renault Sport Trophy
 31st March Morning

Best Sector Times

SECTOR 1			SECTOR 2			SECTOR 3			Pos	Team	CI	Ideal Lap	Best Lap
Pos	Driver	Time	Driver	Time	Driver	Time							
1	21 P.SCHOTHORST	19.695	21 P.SCHOTHORST	47.437	3 F.BLOMSTEDT	30.657	1	21 EQUIPE VERSCHUUR		1'37.894	1:38.156	(1)	
2	2 T.FORNE	19.809	15 T.SATHIENTHIRAKUL	48.058	21 P.SCHOTHORST	30.762	2	15 TEAM MARC VDS EG 0,0		1'38.808	1:38.808	(2)	
3	15 T.SATHIENTHIRAKUL	19.956	3 F.BLOMSTEDT	48.175	15 T.SATHIENTHIRAKUL	30.794	3	2 R-ACE GP		1'38.815	1:39.119	(4)	
4	3 F.BLOMSTEDT	20.030	2 T.FORNE	48.182	2 T.FORNE	30.824	4	3 R-ACE GP		1'38.862	1:39.038	(3)	
5	11 A.FJORDBACH	20.071	11 A.FJORDBACH	48.363	11 A.FJORDBACH	31.150	5	11 HIGH CLASS RACING		1'39.584	1:40.120	(5)	
6	1 D.CAPITANIO	20.942	9 M.PALTTALA	49.057	1 D.CAPITANIO	31.816	6	1 OREGON TEAM		1'42.334	1:42.532	(6)	
7	9 M.PALTTALA	21.160	1 D.CAPITANIO	49.576	4 B.BONIFACIO	32.483	7	9 TEAM MARC VDS EG 0,0		1'42.856	1:42.981	(7)	
8	4 B.BONIFACIO	21.496	4 B.BONIFACIO	50.444	9 M.PALTTALA	32.639	8	4 OREGON TEAM		1'44.423	1:44.761	(8)	
9	19 R.GEERTS	22.422	19 R.GEERTS	51.986	19 R.GEERTS	34.007	9	19 EQUIPE VERSCHUUR		1'48.415	1:49.027	(9)	
10	5 D.FUMANELLI	22.562	5 D.FUMANELLI	53.554	5 D.FUMANELLI	34.851	10	5 OREGON TEAM		1'50.967	1:51.317	(10)	

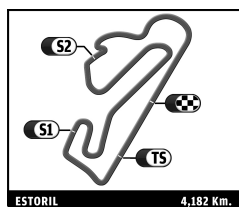


RS01

CT02 2016 Estoril Renault Sport Trophy
 After 31st March Morning

Event maximum speed

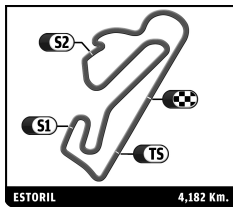
Team	Car	Class	Driver	Top Speed	Lap	Session
15	TEAM MARC VDS EG 0,0		Tanart SATHIENTHIRAKUL	272.7	24	31st March Morning
3	R-ACE GP		Fredrik BLOMSTEDT	270.7	37	31st March Morning
21	EQUIPE VERSCHUUR		Pieter SCHOTHORST	270.7	35	31st March Morning
2	R-ACE GP		Toni FORNE	270.0	51	31st March Morning
9	TEAM MARC VDS EG 0,0		Markus PALTALA	270.0	10	31st March Morning
1	OREGON TEAM		Dario CAPITANIO	269.3	34	31st March Morning
11	HIGH CLASS RACING		Anders FJORDBACH	269.3	57	31st March Morning
4	OREGON TEAM		Andrés MENDEZ	265.4	31	30th March Morning
5	OREGON TEAM		David FUMANELLI	265.4	25	30th March Morning
19	EQUIPE VERSCHUUR		Roy GEERTS	264.2	15	31st March Morning



RS01
 CT02 2016 Estoril Renault Sport Trophy
 31st March Morning

Fastest Lap Sequence

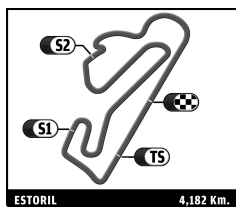
Practice Time	Team	Car	Class	Driver	Time	Kph	Lap
7:47.517	11 HIGH CLASS RACING			Anders FJORDBACH	1:52.366	134.0	2
8:56.278	9 TEAM MARC VDS EG 0,0			Markus PALTALA	1:52.027	134.4	2
9:37.427	11 HIGH CLASS RACING			Anders FJORDBACH	1:49.910	137.0	3
10:45.721	9 TEAM MARC VDS EG 0,0			Markus PALTALA	1:49.443	137.6	3
11:26.759	11 HIGH CLASS RACING			Anders FJORDBACH	1:49.332	137.7	4
32:25.828	2 R-ACE GP			Raoul OWENS	1:47.944	139.5	2
35:31.718	3 R-ACE GP			Fredrik BLOMSTEDT	1:45.041	143.3	3
1:31:36.695	3 R-ACE GP			Fredrik BLOMSTEDT	1:44.168	144.5	20
1:38:31.277	9 TEAM MARC VDS EG 0,0			Markus PALTALA	1:42.981	146.2	7
3:26:49.650	11 HIGH CLASS RACING			Anders FJORDBACH	1:40.130	150.4	18
3:30:11.141	11 HIGH CLASS RACING			Anders FJORDBACH	1:40.120	150.4	20
3:39:27.627	15 TEAM MARC VDS EG 0,0			Tanart SATHIENTHIRAKUL	1:39.957	150.6	23
3:41:07.459	15 TEAM MARC VDS EG 0,0			Tanart SATHIENTHIRAKUL	1:39.832	150.8	24
3:44:42.525	21 EQUIPE VERSCHUUR			Pieter SCHOTHORST	1:39.462	151.4	18
3:46:21.868	21 EQUIPE VERSCHUUR			Pieter SCHOTHORST	1:39.343	151.5	19
3:48:00.898	21 EQUIPE VERSCHUUR			Pieter SCHOTHORST	1:39.030	152.0	20
3:49:39.655	21 EQUIPE VERSCHUUR			Pieter SCHOTHORST	1:38.757	152.4	21
3:59:52.512	21 EQUIPE VERSCHUUR			Pieter SCHOTHORST	1:38.174	153.4	26
4:01:30.668	21 EQUIPE VERSCHUUR			Pieter SCHOTHORST	1:38.156	153.4	27



RS01 CT02 2016 Estoril Renault Sport Trophy 31st March Morning

Analysis

							■ Personal Best		■ Session Best		■ Crossing the finish line in pit lane											
Lap	D	Time	Sector 1	Sector 2	Sector 3	Kph	Elapsed	Lap	D	Time	Sector 1	Sector 2	Sector 3	Kph	Elapsed							
42	2	2:03.254 B	24.317	55.600	43.337	122.1	2:16:08.448	4	1	1:49.574	22.742	52.468	34.364	137.4	2:24:05.998							
43	1	39:43.495	...	50.095	32.847	6.3	2:55:51.943	5	1	1:50.831	22.770	53.380	34.681	135.8	2:25:56.829							
44	1	1:44.083	20.968	49.928	33.187	144.6	2:57:36.026	6	1	1:58.897 B	22.874	54.155	41.868	126.6	2:27:55.726							
45	1	1:45.401	21.407	51.101	32.893	142.8	2:59:21.427	7	1	6:35.369	4:55.385	1:03.994	35.990	38.1	2:34:31.095							
46	1	1:44.997	21.516	50.161	33.320	143.4	3:01:06.424	8	1	1:51.868	23.400	53.229	35.239	134.6	2:36:22.963							
47	1	1:51.691 B	21.450	50.533	39.708	134.8	3:02:58.115	9	1	1:51.244	23.026	52.898	35.320	135.3	2:38:14.207							
48	1	8:13.683	6:50.619	50.680	32.384	30.5	3:11:11.798	10	1	1:50.426	22.736	53.026	34.664	136.3	2:40:04.633							
49	1	1:43.842	20.989	49.965	32.888	145.0	3:12:55.640	11	1	1:50.011	22.850	52.674	34.487	136.9	2:41:54.644							
50	1	1:43.681	20.845	49.805	33.031	145.2	3:14:39.321	12	1	1:49.616	23.044	52.210	34.362	137.3	2:43:44.260							
51	1	2:04.003 B	22.510	57.833	43.660	121.4	3:16:43.324	13	1	1:50.281	22.431	53.182	34.668	136.5	2:45:34.541							
52	1	6:41.626	5:20.477	49.278	31.871	37.5	3:23:24.950	14	1	1:49.729	23.048	52.477	34.204	137.2	2:47:24.270							
53	1	1:44.570	20.152	48.583	35.835	144.0	3:25:09.520	15	1	1:49.179	22.757	52.155	34.267	137.9	2:49:13.449							
54	1	1:40.130	20.091	48.393	31.646	150.4	3:26:49.650	16	1	1:49.027	22.422	51.986	34.619	138.1	2:51:02.476							
55	1	1:41.371	21.382	48.515	31.474	148.5	3:28:31.021	17	1	2:24.074 B	23.832	1:12.639	47.603	104.5	2:53:26.550							
56	1	1:40.120	20.071	48.363	31.686	150.4	3:30:11.141	<div style="border: 1px solid black; padding: 5px;"> 21 EQUIPE VERSCHUUR 1.Pieter SCHOTHORST 2.Jeroen SCHOTHORST </div>							1	1	2:17:12.475	...	57.107	36.186	1.8	2:17:12.475
57	1	1:40.314	20.704	48.460	31.150	150.1	3:31:51.455								2	1	1:50.148	23.106	52.649	34.393	136.7	2:19:02.623
58	1	1:46.064 B	20.099	48.389	37.576	141.9	3:33:37.519								3	1	1:58.944	22.525	1:01.841	34.578	126.6	2:21:01.567
<div style="border: 1px solid black; padding: 5px;"> 15 TEAM MARC VDS EG 0,0 1.Tanart SATHIENTHIRAKUL 2.Fran RUEDA </div>							4								1	1:48.883	22.342	52.528	34.013	138.3	2:22:50.450	
							5								1	1:48.986	22.284	52.358	34.344	138.1	2:24:39.436	
							6								1	1:58.650 B	22.543	52.484	43.623	126.9	2:26:38.086	
							7								1	3:58.318	2:30.400	53.512	34.406	63.2	2:30:36.404	
							8								1	1:48.141	22.108	52.186	33.847	139.2	2:32:24.545	
							9								1	1:47.681	22.094	51.680	33.907	139.8	2:34:12.226	
							10								1	2:02.057	22.978	1:03.447	35.632	123.3	2:36:14.283	
							11	1	1:47.167	21.948	51.813	33.406	140.5	2:38:01.450								
							12	1	1:48.347	21.896	52.095	34.356	139.0	2:39:49.797								
							13	1	1:47.726	22.005	51.997	33.724	139.8	2:41:37.523								
14	1	1:56.290 B	22.537	52.625	41.128	129.5	2:43:33.813															
15	2	6:06.101	4:27.849	1:00.819	37.433	41.1	2:49:39.914															
16	2	2:04.271 B	23.180	55.159	45.932	121.1	2:51:44.185															
17	2	3:44.997	2:13.525	56.810	34.662	66.9	2:55:29.182															
18	2	1:49.015	22.574	52.571	33.870	138.1	2:57:18.197															
19	2	1:50.577	22.495	53.949	34.133	136.2	2:59:08.774															
20	2	1:48.422	22.043	52.154	34.225	138.9	3:00:57.196															
21	2	1:48.565	22.164	52.297	34.104	138.7	3:02:45.761															
22	2	1:48.884	22.527	52.095	34.262	138.3	3:04:34.645															
23	2	1:48.182	22.062	52.022	34.098	139.2	3:06:22.827															
24	2	1:48.441	22.154	52.088	34.199	138.8	3:08:11.268															
25	2	1:47.871	22.011	51.913	33.947	139.6	3:09:59.139															
26	2	1:58.348 B	22.431	52.438	43.479	127.2	3:11:57.487															
27	1	27:39.014	...	1:03.239	36.099	9.1	3:39:36.501															
28	1	1:46.201	23.787	50.403	32.011	141.8	3:41:22.702															
29	1	1:40.361	20.384	48.582	31.395	150.0	3:43:03.063															
30	1	1:39.462	20.069	48.081	31.312	151.4	3:44:42.525															
31	1	1:39.343	20.031	48.031	31.281	151.5	3:46:21.868															
32	1	1:39.030	19.872	48.079	31.079	152.0	3:48:00.898															
33	1	1:38.757	20.049	47.747	30.961	152.4	3:49:39.655															
34	1	1:46.292	19.835	50.017	36.440	141.6	3:51:25.947															
35	1	1:53.588 B	20.585	54.619	38.384	132.5	3:53:19.535															
36	1	3:15.843	1:55.239	48.993	31.611	76.9	3:56:35.378															
37	1	1:38.960	19.952	48.127	30.881	152.1	3:58:14.338															
38	1	1:38.174	19.695	47.717	30.762	153.4	3:59:52.512															
39	1	1:38.156	19.888	47.437	30.831	153.4	4:01:30.668															
<div style="border: 1px solid black; padding: 5px;"> 19 EQUIPE VERSCHUUR 1.Roy GEERTS 2.Miguel RAMOS </div>							1	1	2:18:35.527	...	56.304	35.585	1.8	2:18:35.527								
							2	1	1:50.338	23.154	53.117	34.067	136.4	2:20:25.865								
							3	1	1:50.559	24.102	52.450	34.007	136.2	2:22:16.424								



RS01
 CT02 2016 Estoril Renault Sport Trophy
 31st March Morning

Best Top Speeds

Team	Car	Class	Top Speed Driver	Top 1		Top 2		Top 3		Top 4		Top 5		Avg
				Kph	Lap	Kph	Lap	Kph	Lap	Kph	Lap	Kph	Lap	
15	TEAM MARC VDS EG 0,0		T. SATHIENTHIRAKUL	272.7	24	272.7	29	272.0	30	271.3	31	271.3	28	272.0
21	EQUIPE VERSCHUUR		P. SCHOTHORST	270.7	39	270.7	38	270.7	35	270.0	37	269.3	33	270,3
3	R-ACE GP		F.	270.7	37	270.0	40	268.7	39	268.0	38	266.1	36	268,7
2	R-ACE GP		T. FORNE	270.0	51	269.3	49	269.3	52	268.7	50	268.0	53	269,1
9	TEAM MARC VDS EG 0,0		M. PALTALA	270.0	10	267.4	9	265.4	8	264.8	4	264.2	3	266,4
1	OREGON TEAM		D. CAPITANIO	269.3	34	268.7	35	268.0	33	265.4	18	265.4	16	267,4
11	HIGH CLASS RACING		A.	269.3	57	268.7	55	268.0	58	267.4	56	265.4	53	267,8
4	OREGON TEAM		B. BONIFACIO	265.4	18	263.5	11	260.4	13	256.8	14	247.0	8	258,6
19	EQUIPE VERSCHUUR		R. GEERTS	264.2	15	262.9	13	262.9	16	262.3	4	262.3	14	262,9
5	OREGON TEAM		D. FUMANELLI	264.2	6	263.5	7	262.9	5	252.1	4	248.1	3	258,2