

RS01
 CT02 2016 Estoril Renault Sport Trophy
 31st March Afternoon

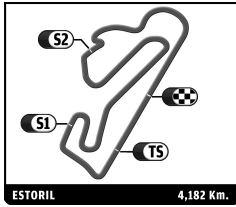
Provisional Classification

Nr. Drivers	Team	Car	Cl	Time	Lap	Total	Gap	Kph
1 3 K. KORJUS / F. BLOMSTEDT	R-ACE GP			1:34.749	33	49	-	158.9
2 1 D. CAPITANIO / A. HAND	OREGON TEAM			1:34.775	71	72	+0.026	158.7
3 2 R. OWENS / T. FORNE	R-ACE GP			1:34.844	54	64	+0.095	158.7
4 21 P. SCHOTHORST / J. SCHOTHORST	EQUIPE VERSCHUUR			1:34.849	50	51	+0.100	158.7
5 15 T. SATHIENTHIRAKUL / F. RUEDA	TEAM MARC VDS EG 0,0			1:35.012	19	21	+0.263	158.5
6 9 M. PALTALA / F. SCHILLER	TEAM MARC VDS EG 0,0			1:35.301	29	40	+0.552	158.0
7 5 D. FUMANELLI / D. RODA	OREGON TEAM			1:35.819	28	30	+1.070	157.1
8 4 B. BONIFACIO / A. MENDEZ	OREGON TEAM			1:39.637	7	49	+4.888	151.1
9 11 A. FJORDBACH / D. ANDERSEN	HIGH CLASS RACING			1:41.430	23	41	+6.681	148.4
Not classified:								
19 R. GEERTS / M. RAMOS	EQUIPE VERSCHUUR							
Fastest Lap				Lap 33	Kevin KORJUS	1:34.749	158.9 Kph	

Published at:

Track Status: **DRY**

Race Director:	Timekeeper:
----------------	-------------



RS01
 CT02 2016 Estoril Renault Sport Trophy
 31st March Afternoon

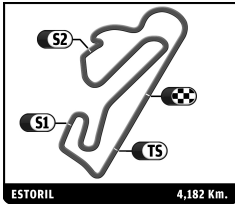
Provisional Classification by Driver Fastest Lap

Nr	Team	Car	Class	Driver	Time	Lap	Total	Gap	Kph
1	3	R-ACE GP		Kevin KORJUS	1:34.749	4	5		158.9
2	1	OREGON TEAM		Dario CAPITANIO	1:34.775	71	72	0.026	158.9
3	2	R-ACE GP		Raoul OWENS	1:34.844	29	39	0.095	158.7
4	21	EQUIPE VERSCHUUR		Pieter SCHOTHORST	1:34.849	8	9	0.100	158.7
5	15	TEAM MARC VDS EG 0,0		Fran RUEDA	1:35.012	14	16	0.263	158.5
6	9	TEAM MARC VDS EG 0,0		Markus PALTALA	1:35.301	29	40	0.552	158.0
7	3	R-ACE GP		Fredrik BLOMSTEDT	1:35.420	32	44	0.671	157.8
8	5	OREGON TEAM		David FUMANELLI	1:35.819	28	30	1.070	157.1
9	2	R-ACE GP		Toni FORNE	1:36.513	23	25	1.764	156.0
10	15	TEAM MARC VDS EG 0,0		Tanart SATHIENTHIRAKUL	1:39.101	4	5	4.352	151.9
11	21	EQUIPE VERSCHUUR		Jeroen SCHOTHORST	1:39.148	28	42	4.399	151.8
12	4	OREGON TEAM		Bruno BONIFACIO	1:39.637	7	49	4.888	151.1
13	11	HIGH CLASS RACING		Dennis ANDERSEN	1:41.430	23	41	6.681	148.4
14	9	TEAM MARC VDS EG 0,0		Fabian SCHILLER					
15	4	OREGON TEAM		Andrés MENDEZ					
16	1	OREGON TEAM		Ash HAND					
17	11	HIGH CLASS RACING		Anders FJORBACH					
18	19	EQUIPE VERSCHUUR		Miguel RAMOS					
19	5	OREGON TEAM		Davide RODA					
20	19	EQUIPE VERSCHUUR		Roy GEERTS					

Published at:

Track Status: **DRY**

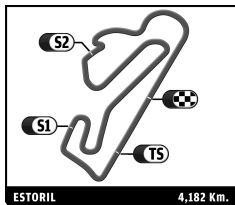
Race Director:	Timekeeper:
----------------	-------------



RS01
 CT02 2016 Estoril Renault Sport Trophy
 31st March Afternoon

Best Sector Times

SECTOR 1			SECTOR 2		SECTOR 3		Pos	Team	CI	Ideal Lap	Best Lap	
Pos	Driver	Time	Driver	Time	Driver	Time						
1	9 M.PALTTALA	19.081	1 D.CAPITANIO	45.965	3 K.KORJUS	29.411	1	1 OREGON TEAM		1'34.535	1:34.775	(2)
2	1 D.CAPITANIO	19.115	15 F.RUEDA	45.998	2 R.OWENS	29.425	2	15 TEAM MARC VDS EG 0,0		1'34.713	1:35.012	(5)
3	21 P.SCHOTHORST	19.115	21 P.SCHOTHORST	46.039	1 D.CAPITANIO	29.455	3	3 R-ACE GP		1'34.749	1:34.749	(1)
4	15 F.RUEDA	19.194	3 K.KORJUS	46.097	15 F.RUEDA	29.521	4	21 EQUIPE VERSCHUUR		1'34.800	1:34.849	(4)
5	3 K.KORJUS	19.241	2 R.OWENS	46.176	21 P.SCHOTHORST	29.646	5	2 R-ACE GP		1'34.844	1:34.844	(3)
6	2 R.OWENS	19.243	9 M.PALTTALA	46.334	9 M.PALTTALA	29.660	6	9 TEAM MARC VDS EG 0,0		1'35.075	1:35.301	(6)
7	5 D.FUMANELLI	19.404	5 D.FUMANELLI	46.730	5 D.FUMANELLI	29.673	7	5 OREGON TEAM		1'35.807	1:35.819	(7)
8	4 B.BONIFACIO	20.176	4 B.BONIFACIO	48.695	4 B.BONIFACIO	30.766	8	4 OREGON TEAM		1'39.637	1:39.637	(8)
9	11 D.ANDERSEN	20.299	11 D.ANDERSEN	49.019	11 D.ANDERSEN	31.532	9	11 HIGH CLASS RACING		1'40.850	1:41.430	(9)

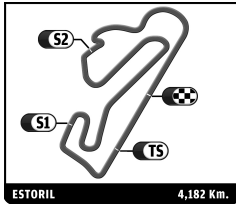


RS01

CT02 2016 Estoril Renault Sport Trophy
 After 31st March Afternoon

Event maximum speed

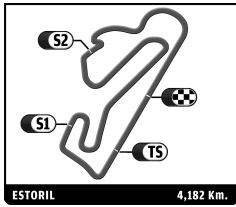
Team	Car	Class	Driver	Top Speed	Lap	Session
9	TEAM MARC VDS EG 0,0		Markus PALTALA	274.7	19	31st March Afternoon
15	TEAM MARC VDS EG 0,0		Fran RUEDA	274.7	10	31st March Afternoon
5	OREGON TEAM		David FUMANELLI	274.7	11	31st March Afternoon
1	OREGON TEAM		Dario CAPITANIO	273.3	56	31st March Afternoon
2	R-ACE GP		Raoul OWENS	272.7	12	31st March Afternoon
3	R-ACE GP		Fredrik BLOMSTEDT	272.7	39	31st March Afternoon
4	OREGON TEAM		Bruno BONIFACIO	272.7	8	31st March Afternoon
21	EQUIPE VERSCHUUR		Pieter SCHOTHORST	272.7	17	31st March Afternoon
11	HIGH CLASS RACING		Dennis ANDERSEN	270.0	23	31st March Afternoon
19	EQUIPE VERSCHUUR		Roy GEERTS	264.2	15	31st March Morning



RS01
 CT02 2016 Estoril Renault Sport Trophy
 31st March Afternoon

Fastest Lap Sequence

Practice Time	Team	Car	Class	Driver	Time	Kph	Lap
3:50.693	4 OREGON TEAM			Bruno BONIFACIO	1:45.464	142.8	2
5:39.392	1 OREGON TEAM			Dario CAPITANIO	1:45.355	142.9	3
6:58.160	21 EQUIPE VERSCHUUR			Jeroen SCHOTHORST	1:44.258	144.4	3
8:40.663	21 EQUIPE VERSCHUUR			Jeroen SCHOTHORST	1:42.503	146.9	4
10:23.076	21 EQUIPE VERSCHUUR			Jeroen SCHOTHORST	1:42.413	147.0	5
13:47.733	21 EQUIPE VERSCHUUR			Jeroen SCHOTHORST	1:41.965	147.7	7
14:10.721	4 OREGON TEAM			Bruno BONIFACIO	1:41.532	148.3	5
15:51.623	4 OREGON TEAM			Bruno BONIFACIO	1:40.902	149.2	6
17:31.260	4 OREGON TEAM			Bruno BONIFACIO	1:39.637	151.1	7
22:37.604	3 R-ACE GP			Fredrik BLOMSTEDT	1:39.179	151.8	3
24:16.583	3 R-ACE GP			Fredrik BLOMSTEDT	1:38.979	152.1	4
25:55.371	3 R-ACE GP			Fredrik BLOMSTEDT	1:38.788	152.4	5
29:12.456	3 R-ACE GP			Fredrik BLOMSTEDT	1:38.293	153.2	7
29:40.600	2 R-ACE GP			Toni FORNE	1:37.873	153.8	3
32:56.113	2 R-ACE GP			Toni FORNE	1:37.622	154.2	5
36:11.286	2 R-ACE GP			Toni FORNE	1:37.238	154.8	7
39:36.688	21 EQUIPE VERSCHUUR			Pieter SCHOTHORST	1:36.670	155.7	2
41:12.506	21 EQUIPE VERSCHUUR			Pieter SCHOTHORST	1:35.818	157.1	3
1:02:15.957	15 TEAM MARC VDS EG 0,0			Fran RUEDA	1:35.553	157.6	3
2:22:29.314	3 R-ACE GP			Kevin KORJUS	1:35.081	158.3	3
2:24:04.063	3 R-ACE GP			Kevin KORJUS	1:34.749	158.9	4

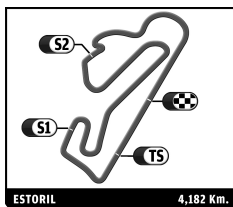


RS01
CT02 2016 Estoril Renault Sport Trophy
31st March Afternoon

Analysis

Personal Best Session Best B Crossing the finish line in pit lane

Lap	D	Time	Sector 1	Sector 2	Sector 3	Kph	Elapsed	Lap	D	Time	Sector 1	Sector 2	Sector 3	Kph	Elapsed
1 OREGON TEAM 1.Dario CAPITANIO 2.Ash HAND								56	1	1:36.600	19.447	47.042	30.111	155.9	2:49:48.989
1	1	2:08.442	38.321	56.187	33.934	117.2	2:08.442	57	1	1:36.808	19.504	47.279	30.025	155.5	2:51:25.797
2	1	1:45.595	22.058	51.119	32.418	142.6	3:54.037	58	1	1:36.900	19.475	47.227	30.198	155.4	2:53:02.697
3	1	1:45.355	22.141	50.821	32.393	142.9	5:39.392	59	1	1:42.980	20.224	51.461	31.295	146.2	2:54:45.677
4	1	1:45.060	21.344	51.106	32.610	143.3	7:24.452	60	1	1:37.806	19.997	47.399	30.410	153.9	2:56:23.483
5	1	1:44.180	21.547	50.326	32.307	144.5	9:08.632	61	1	1:47.429 B	20.443	49.169	37.817	140.1	2:58:10.912
6	1	1:44.294	21.627	50.505	32.162	144.4	10:52.926	62	1	13:01.494	...	49.217	30.892	19.3	3:11:12.406
7	1	1:44.841	21.440	51.401	32.000	143.6	12:37.767	63	1	1:37.993	20.135	47.578	30.280	153.6	3:12:50.399
8	1	1:43.247	21.156	50.035	32.056	145.8	14:21.014	64	1	1:37.152	19.659	47.258	30.235	155.0	3:14:27.551
9	1	1:44.680	21.211	50.843	32.626	143.8	16:05.694	65	1	1:36.710	19.397	47.141	30.172	155.7	3:16:04.261
10	1	2:06.204 B	21.186	58.671	46.347	119.3	18:11.898	66	1	1:36.140	19.491	46.655	29.994	156.6	3:17:40.401
11	1	7:00.770	5:38.602	50.554	31.614	35.8	25:12.668	67	1	1:44.211 B	19.956	48.251	36.004	144.5	3:19:24.612
12	1	1:40.888	20.670	49.176	31.042	149.2	26:53.556	68	1	8:57.856	7:39.557	48.147	30.152	28.0	3:28:22.468
13	1	1:40.710	20.476	48.779	31.455	149.5	28:34.266	69	1	1:34.907	19.299	45.965	29.643	158.6	3:29:57.375
14	1	1:40.738	20.564	48.896	31.278	149.4	30:15.004	70	1	1:34.972	19.115	46.349	29.508	158.5	3:31:32.347
15	1	1:41.156	20.690	48.928	31.538	148.8	31:56.160	71	1	1:34.775	19.140	46.180	29.455	158.9	3:33:07.122
16	1	1:41.448	20.614	49.410	31.424	148.4	33:37.608	72	1	1:50.126 B	19.373	50.206	40.547	136.7	3:34:57.248
17	1	1:40.734	20.465	48.680	31.589	149.5	35:18.342	2 R-ACE GP 1.Raoul OWENS 2.Toni FORNE							
18	1	1:52.296	27.554	52.803	31.939	134.1	37:10.638	1	2	26:23.494	...	49.039	30.892	9.5	26:23.494
19	1	1:40.815	20.328	48.881	31.606	149.3	38:51.453	2	2	1:39.233	20.634	48.095	30.504	151.7	28:02.727
20	1	1:40.679	20.368	48.591	31.720	149.5	40:32.132	3	2	1:37.873	19.818	47.672	30.383	153.8	29:40.600
21	1	1:41.651	20.607	49.174	31.870	148.1	42:13.783	4	2	1:37.891	19.846	47.457	30.588	153.8	31:18.491
22	1	2:12.331 B	22.569	1:03.978	45.784	113.8	44:26.114	5	2	1:37.622	19.950	47.320	30.352	154.2	32:56.113
23	1	7:18.847	5:51.676	54.259	32.912	34.3	51:44.961	6	2	1:37.935	19.790	47.795	30.350	153.7	34:34.048
24	1	1:43.148	20.935	50.074	32.139	146.0	53:28.109	7	2	1:37.238	19.656	47.362	30.220	154.8	36:11.286
25	1	1:44.949	22.220	51.319	31.410	143.5	55:13.058	8	2	1:44.876 B	19.650	47.775	37.451	143.6	37:56.162
26	1	1:40.970	20.202	49.185	31.583	149.1	56:54.028	9	1	11:44.240	...	50.812	30.689	21.4	49:40.402
27	1	1:40.428	20.605	48.714	31.109	149.9	58:34.456	10	1	1:37.028	19.836	47.125	30.667	155.2	51:17.430
28	1	1:40.130	20.710	48.578	30.842	150.4	1:00:14.586	11	1	1:36.471	19.706	46.951	29.814	156.1	52:53.901
29	1	1:39.900	20.208	48.828	30.864	150.7	1:01:54.486	12	1	1:36.019	19.488	46.589	29.942	156.8	54:29.920
30	1	1:39.848	20.155	48.516	31.177	150.8	1:03:34.334	13	1	1:36.213	19.420	46.799	29.994	156.5	56:06.133
31	1	2:02.830 B	22.166	56.994	43.670	122.6	1:05:37.164	14	1	1:39.589	21.987	47.688	29.914	151.2	57:45.722
32	1	12:26.415	...	52.215	32.474	20.2	1:18:03.579	15	1	1:36.406	19.640	46.796	29.970	156.2	59:22.128
33	1	1:41.776	20.609	49.476	31.691	147.9	1:19:45.355	16	1	1:36.126	19.453	46.751	29.922	156.6	1:00:58.254
34	1	1:40.265	20.390	48.717	31.158	150.2	1:21:25.620	17	1	1:42.284 B	19.430	46.813	36.041	147.2	1:02:40.538
35	1	1:40.361	20.141	48.941	31.279	150.0	1:23:05.981	18	1	15:29.405	...	55.691	30.707	16.2	1:18:09.943
36	1	1:40.708	20.463	49.033	31.212	149.5	1:24:46.689	19	1	1:36.723	19.743	47.028	29.952	155.7	1:19:46.666
37	1	1:44.614	24.302	49.004	31.308	143.9	1:26:31.303	20	1	1:49.142	22.039	57.122	29.981	137.9	1:21:35.808
38	1	1:59.489 B	22.660	53.089	43.740	126.0	1:28:30.792	21	1	1:37.320	19.659	47.027	30.634	154.7	1:23:13.128
39	1	8:13.809	6:50.991	51.272	31.546	30.5	1:36:44.601	22	1	1:36.597	19.613	46.905	30.079	155.9	1:24:49.725
40	1	1:40.915	20.817	49.049	31.049	149.2	1:38:25.516	23	1	1:36.851	19.652	47.195	30.004	155.4	1:26:26.576
41	1	1:40.123	20.316	48.865	30.942	150.4	1:40:05.639	24	1	1:36.697	19.657	47.025	30.015	155.7	1:28:03.273
42	1	1:39.897	20.277	48.872	30.748	150.7	1:41:45.536	25	1	1:48.927 B	20.032	49.234	39.661	138.2	1:29:52.200
43	1	1:45.963	22.178	52.847	30.938	142.1	1:43:31.499	26	2	13:38.227	...	51.179	31.142	18.4	1:43:30.427
44	1	1:39.607	20.275	48.695	30.637	151.1	1:45:11.106	27	2	1:38.482	20.115	47.884	30.483	152.9	1:45:08.909
45	1	1:54.080 B	21.391	51.844	40.845	132.0	1:47:05.186	28	2	1:38.894	19.960	48.318	30.616	152.2	1:46:47.803
46	1	9:46.718	8:21.814	51.740	33.164	25.7	1:56:51.904	29	2	1:38.434	19.670	48.140	30.624	152.9	1:48:26.237
47	1	1:39.469	20.920	48.299	30.250	151.4	1:58:31.373	30	2	1:38.269	19.775	47.990	30.504	153.2	1:50:04.506
48	1	1:37.440	19.872	47.442	30.126	154.5	2:00:08.813	31	2	1:38.572	19.599	48.092	30.881	152.7	1:51:43.078
49	1	1:37.521	19.894	47.432	30.195	154.4	2:01:46.334	32	2	1:38.440	19.719	47.870	30.851	152.9	1:53:21.518
50	1	1:37.636	19.880	47.698	30.058	154.2	2:03:23.970	33	2	1:53.396	23.354	56.920	33.122	132.8	1:55:14.914
51	1	1:37.189	19.787	47.463	29.939	154.9	2:05:01.159	34	2	1:46.920 B	19.832	48.162	38.926	140.8	1:57:01.834
52	1	2:12.076 B	24.204	1:02.925	44.947	114.0	2:07:13.235	35	2	17:50.925	...	1:00.690	34.634	14.1	2:14:52.759
53	1	37:44.637	...	50.011	30.360	6.6	2:44:57.872	36	2	1:44.117	21.902	50.649	31.566	144.6	2:16:36.876
54	1	1:37.844	20.061	47.424	30.359	153.9	2:46:35.716	37	2	1:37.383	19.845	47.116	30.422	154.6	2:18:14.259
55	1	1:36.673	19.435	47.265	29.973	155.7	2:48:12.389								



RS01
CT02 2016 Estoril Renault Sport Trophy
31st March Afternoon

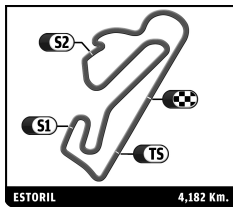
Analysis

Personal Best Session Best B Crossing the finish line in pit lane

Lap	D	Time	Sector 1	Sector 2	Sector 3	Kph	Elapsed	Lap	D	Time	Sector 1	Sector 2	Sector 3	Kph	Elapsed
38	2	1:37.766	19.885	47.534	30.347	154.0	2:19:52.025	28	2	1:36.560	19.495	47.300	29.765	155.9	1:51:13.207
39	2	1:36.803	19.566	46.851	30.386	155.5	2:21:28.828	29	2	1:46.283 B	19.803	47.012	39.468	141.7	1:52:59.490
40	2	1:36.513	19.381	46.897	30.235	156.0	2:23:05.341	30	1	26:15.616	...	52.540	31.468	9.6	2:19:15.106
41	2	1:52.956	20.017	1:00.885	32.054	133.3	2:24:58.297	31	1	1:39.127	21.418	47.528	30.181	151.9	2:20:54.233
42	2	1:54.315 B	21.562	52.016	40.737	131.7	2:26:52.612	32	1	1:35.081	19.361	46.288	29.432	158.3	2:22:29.314
43	1	28:06.899	...	49.219	30.306	8.9	2:54:59.511	33	1	1:34.749	19.241	46.097	29.411	158.9	2:24:04.063
44	1	1:36.624	19.738	46.891	29.995	155.8	2:56:36.135	34	1	1:44.969 B	19.261	46.216	39.492	143.4	2:25:49.032
45	1	1:35.875	19.474	46.569	29.832	157.0	2:58:12.010	35	2	22:49.976	...	50.045	30.558	11.0	2:48:39.008
46	1	1:36.047	19.430	46.729	29.888	156.7	2:59:48.057	36	2	1:36.528	19.713	46.986	29.829	156.0	2:50:15.536
47	1	1:36.117	19.331	46.747	30.039	156.6	3:01:24.174	37	2	1:35.420	19.395	46.485	29.540	157.8	2:51:50.956
48	1	1:36.331	19.391	46.893	30.047	156.3	3:03:00.505	38	2	1:40.366	19.994	50.161	30.211	150.0	2:53:31.322
49	1	1:36.119	19.414	46.830	29.875	156.6	3:04:36.624	39	2	1:36.739	19.441	46.710	30.588	155.6	2:55:08.061
50	1	1:46.849 B	20.103	47.608	39.138	140.9	3:06:23.473	40	2	1:36.425	19.557	46.878	29.990	156.1	2:56:44.486
51	1	15:21.933	...	48.365	31.285	16.3	3:21:45.406	41	2	1:36.337	19.397	47.051	29.889	156.3	2:58:20.823
52	1	1:35.597	19.520	46.380	29.697	157.5	3:23:21.003	42	2	1:36.478	19.472	47.110	29.896	156.0	2:59:57.301
53	1	1:35.427	19.663	46.184	29.580	157.8	3:24:56.430	43	2	1:48.485 B	20.986	49.940	37.559	138.8	3:01:45.786
54	1	1:34.844	19.243	46.176	29.425	158.7	3:26:31.274	44	2	20:35.230	...	49.826	30.551	12.2	3:22:21.016
55	1	1:36.352	19.838	46.557	29.957	156.3	3:28:07.626	45	2	1:37.300	20.214	47.199	29.887	154.7	3:23:58.316
56	1	1:50.735 B	19.650	52.883	38.202	136.0	3:29:58.361	46	2	1:35.824	19.677	46.643	29.504	157.1	3:25:34.140
57	1	17:25.271	...	50.737	31.821	14.4	3:47:23.632	47	2	1:35.526	19.577	46.440	29.509	157.6	3:27:09.666
58	1	1:40.219	20.293	48.432	31.494	150.2	3:49:03.851	48	2	1:37.881	19.559	46.753	31.569	153.8	3:28:47.547
59	1	1:39.142	20.003	48.066	31.073	151.9	3:50:42.993	49	2	2:00.483 B	21.165	50.819	48.499	125.0	3:30:48.030
60	1	1:38.991	20.234	47.886	30.871	152.1	3:52:21.984								
61	1	1:38.527	19.944	47.978	30.605	152.8	3:54:00.511								
62	1	1:38.196	19.901	47.691	30.604	153.3	3:55:38.707								
63	1	1:38.826	19.836	47.871	31.119	152.3	3:57:17.533								
64	1	1:51.058 B	19.915	49.716	41.427	135.6	3:59:08.591								

3		R-ACE GP					
		1. Kevin KORJUS					
		2. Fredrik BLOMSTEDT					
1	2	19:16.274	...	53.580	32.446	13.0	19:16.274
2	2	1:42.151	21.774	49.389	30.988	147.4	20:58.425
3	2	1:39.179	20.175	48.135	30.869	151.8	22:37.604
4	2	1:38.979	20.058	47.978	30.943	152.1	24:16.583
5	2	1:38.788	20.014	47.906	30.868	152.4	25:55.371
6	2	1:38.792	19.854	48.161	30.777	152.4	27:34.163
7	2	1:38.293	19.920	47.907	30.466	153.2	29:12.456
8	2	1:38.134	19.821	47.907	30.406	153.4	30:50.590
9	2	1:47.919 B	20.569	49.334	38.016	139.5	32:38.509
10	2	19:13.068	...	51.089	30.646	13.1	51:51.577
11	2	1:40.577	21.216	49.092	30.269	149.7	53:32.154
12	2	1:36.947	19.656	47.329	29.962	155.3	55:09.101
13	2	1:36.440	19.524	46.797	30.119	156.1	56:45.541
14	2	1:36.567	19.663	47.053	29.851	155.9	58:22.108
15	2	1:47.352 B	19.394	48.895	39.063	140.2	1:00:09.460
16	2	18:21.034	...	49.388	31.924	13.7	1:18:30.494
17	2	1:39.690	22.165	47.236	30.289	151.0	1:20:10.184
18	2	1:40.715	19.862	50.668	30.185	149.5	1:21:50.899
19	2	1:36.300	19.579	46.665	30.056	156.3	1:23:27.199
20	2	1:36.115	19.649	46.718	29.748	156.6	1:25:03.314
21	2	1:39.374	19.386	48.957	31.031	151.5	1:26:42.688
22	2	1:35.887	19.565	46.637	29.685	157.0	1:28:18.575
23	2	1:47.612 B	19.522	48.396	39.694	139.9	1:30:06.187
24	2	14:38.312	...	48.216	30.162	17.1	1:44:44.499
25	2	1:37.712	20.152	47.526	30.034	154.1	1:46:22.211
26	2	1:36.481	19.545	47.027	29.909	156.0	1:47:58.692
27	2	1:37.955	20.923	47.039	29.993	153.7	1:49:36.647

4		OREGON TEAM					
		1. Bruno BONIFACIO					
		2. Andrés MENDEZ					
1	1	2:05.229	33.584	57.398	34.247	120.2	2:05.229
2	1	1:45.464	22.199	51.292	31.973	142.8	3:50.693
3	1	1:50.580 B	21.130	49.642	39.808	136.1	5:41.273
4	1	6:47.916	5:26.737	49.823	31.356	36.9	12:29.189
5	1	1:41.532	20.643	49.513	31.376	148.3	14:10.721
6	1	1:40.902	20.613	49.297	30.992	149.2	15:51.623
7	1	1:39.637	20.176	48.695	30.766	151.1	17:31.260
8	1	1:48.772 B	20.417	49.260	39.095	138.4	19:20.032
9	1	15:50.849	...	53.982	32.750	15.8	35:10.881
10	1	1:44.235	21.245	50.449	32.541	144.4	36:55.116
11	1	1:44.113	20.881	50.418	32.814	144.6	38:39.229
12	1	1:50.424	21.657	50.640	38.127	136.3	40:29.653
13	1	1:43.953	21.184	50.344	32.425	144.8	42:13.606
14	1	1:51.389	23.143	55.894	32.352	135.2	44:04.995
15	1	1:42.512	20.733	49.810	31.969	146.9	45:47.507
16	1	1:42.335	21.075	49.671	31.589	147.1	47:29.842
17	1	1:42.702	20.766	49.925	32.011	146.6	49:12.544
18	1	1:55.253 B	20.728	51.122	43.403	130.6	51:07.797
19	1	13:43.333	...	50.902	32.051	18.3	1:04:51.130
20	1	1:50.111 B	20.641	50.531	38.939	136.7	1:06:41.241
21	1	20:47.524	...	53.008	33.217	12.1	1:27:28.765
22	1	1:43.764	21.049	50.584	32.131	145.1	1:29:12.529
23	1	1:42.014	20.543	49.615	31.856	147.6	1:30:54.543
24	1	1:42.106	20.478	49.777	31.851	147.4	1:32:36.649
25	1	1:41.677	20.387	49.372	31.918	148.1	1:34:18.326
26	1	2:27.847 B	20.439	1:00.677	1:06.731	101.8	1:36:46.173
27	1	12:31.386	...	50.998	32.325	20.0	1:49:17.559
28	1	1:43.053	20.821	50.286	31.946	146.1	1:51:00.612
29	1	1:42.388	20.397	49.720	32.271	147.0	1:52:43.000
30	1	1:42.520	20.634	49.845	32.041	146.9	1:54:25.520
31	1	1:42.586	21.035	49.739	31.812	146.8	1:56:08.106
32	1	1:41.983	20.358	49.831	31.794	147.6	1:57:50.089



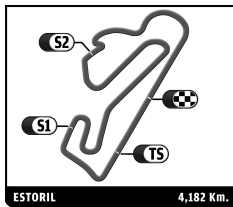
RS01 CT02 2016 Estoril Renault Sport Trophy 31st March Afternoon

Analysis

							Personal Best		Session Best		B Crossing the finish line in pit lane				
Lap	D	Time	Sector 1	Sector 2	Sector 3	Kph	Elapsed	Lap	D	Time	Sector 1	Sector 2	Sector 3	Kph	Elapsed
33	1	1:49.050 B	20.558	50.425	38.067	138.1	1:59:39.139	5	1	1:38.567	19.885	48.059	30.623	152.7	48:00.148
34	1	8:53.332	7:30.292	50.781	32.259	28.2	2:08:32.471	6	1	1:37.083	19.486	47.261	30.336	155.1	49:37.231
35	1	1:42.897	20.825	50.053	32.019	146.3	2:10:15.368	7	1	1:37.629	19.526	47.138	30.965	154.2	51:14.860
36	1	1:42.544	20.877	49.867	31.800	146.8	2:11:57.912	8	1	1:36.976	19.616	47.068	30.292	155.2	52:51.836
37	1	1:42.948	21.188	49.861	31.899	146.2	2:13:40.860	9	1	1:36.938	19.540	46.941	30.457	155.3	54:28.774
38	1	1:42.030	20.661	49.629	31.740	147.6	2:15:22.890	10	1	1:43.903 B	19.493	47.125	37.285	144.9	56:12.677
39	1	1:49.805 B	20.281	49.627	39.897	137.1	2:17:12.695	11	1	6:40.502	5:20.801	49.030	30.671	37.6	1:02:53.179
40	1	38:59.757	...	54.570	33.295	6.4	2:56:12.452	12	1	1:39.338	20.833	48.075	30.430	151.6	1:04:32.517
41	1	1:43.724	21.563	50.311	31.850	145.1	2:57:56.176	13	1	59:40.805 B	20.013	...	37.870	4.2	2:04:13.322
42	1	1:40.956	20.633	49.060	31.263	149.1	2:59:37.132	14	1	4:34.466	3:13.280	49.888	31.298	54.9	2:08:47.788
43	1	1:40.656	20.477	49.005	31.174	149.6	3:01:17.788	15	1	1:38.465	19.908	47.863	30.694	152.9	2:10:26.253
44	1	1:48.170 B	20.297	49.415	38.458	139.2	3:03:05.958	16	1	1:38.090	19.973	47.583	30.534	153.5	2:12:04.343
45	1	15:30.769	...	50.962	31.618	16.2	3:18:36.727	17	1	1:44.357	19.689	47.457	37.211	144.3	2:13:48.700
46	1	1:49.345 B	20.522	50.257	38.566	137.7	3:20:26.072	18	1	1:36.895	19.535	47.118	30.242	155.4	2:15:25.595
47	1	10:29.153	9:06.886	50.657	31.610	23.9	3:30:55.225	19	1	1:38.547	19.470	48.029	31.048	152.8	2:17:04.142
48	1	1:41.210	20.720	48.860	31.630	148.8	3:32:36.435	20	1	1:37.300	19.531	47.350	30.419	154.7	2:18:41.442
49	1	1:52.343 B	20.377	49.880	42.086	134.0	3:34:28.778	21	1	1:42.406 B	19.619	47.042	35.745	147.0	2:20:23.848
5 OREGON TEAM															
1.David FUMANELLI															
2.Davide RODA															
1	1	1:06:48.135 B	...	52.402	39.739	3.8	1:06:48.135	22	1	5:08.963	3:48.022	50.210	30.731	48.7	2:25:32.811
2	1	11:14.489	9:49.824	52.449	32.216	22.3	1:18:02.624	23	1	1:37.383	19.681	47.100	30.602	154.6	2:27:10.194
3	1	1:41.441	20.499	49.707	31.235	148.4	1:19:44.065	24	1	1:37.800	19.674	47.501	30.625	153.9	2:28:47.994
4	1	1:39.550	20.241	48.383	30.926	151.2	1:21:23.615	25	1	1:37.238	19.544	47.370	30.324	154.8	2:30:25.232
5	1	1:38.018	19.806	47.727	30.485	153.6	1:23:01.633	26	1	1:37.624	19.643	47.574	30.407	154.2	2:32:02.856
6	1	1:38.541	19.691	47.994	30.856	152.8	1:24:40.174	27	1	1:44.131 B	19.547	47.320	37.264	144.6	2:33:46.987
7	1	1:37.769	19.748	47.683	30.338	154.0	1:26:17.943	28	1	9:10.651	7:52.902	47.749	30.000	27.3	2:42:57.638
8	1	1:50.224 B	19.771	50.100	40.353	136.6	1:28:08.167	29	1	1:35.301	19.081	46.560	29.660	158.0	2:44:32.939
9	1	9:08.530	7:48.135	49.298	31.097	27.4	1:37:16.697	30	1	1:40.446	19.802	50.057	30.587	149.9	2:46:13.385
10	1	1:38.199	20.331	47.331	30.537	153.3	1:38:54.896	31	1	1:36.041	19.228	46.811	30.002	156.8	2:47:49.426
11	1	1:37.799	19.623	47.693	30.483	153.9	1:40:32.695	32	1	1:35.410	19.272	46.382	29.756	157.8	2:49:24.836
12	1	1:37.840	19.692	47.709	30.439	153.9	1:42:10.535	33	1	1:47.586 B	19.510	50.373	37.703	139.9	2:51:12.422
13	1	1:37.923	19.669	47.762	30.492	153.7	1:43:48.458	34	1	54:08.642	...	46.996	29.763	4.6	3:45:21.064
14	1	1:50.823 B	21.535	48.785	40.503	135.8	1:45:39.281	35	1	1:35.951	19.397	46.538	30.016	156.9	3:46:57.015
15	1	18:44.603	...	49.810	31.424	13.4	2:04:23.884	36	1	1:35.776	19.417	46.334	30.025	157.2	3:48:32.791
16	1	1:40.036	20.172	48.700	31.164	150.5	2:06:03.920	37	1	1:36.009	19.802	46.359	29.848	156.8	3:50:08.800
17	1	1:37.720	19.662	47.570	30.488	154.1	2:07:41.640	38	1	1:35.983	19.402	46.729	29.852	156.9	3:51:44.783
18	1	1:37.746	19.741	47.663	30.342	154.0	2:09:19.386	39	1	1:35.830	19.253	46.870	29.707	157.1	3:53:20.613
19	1	1:50.786 B	21.695	50.117	38.974	135.9	2:11:10.172	40	1	1:42.526 B	19.520	46.908	36.098	146.8	3:55:03.139
20	1	1:05:24.352	...	1:00.583	35.086	3.8	3:16:34.524	11 HIGH CLASS RACING							
1.Anders FJORBACH															
2.Dennis ANDERSEN															
1	2	14:47.964	...	51.336	32.807	17.0	14:47.964	1	2	1:43.973	21.339	50.116	32.518	144.8	16:31.937
2	2	1:43.973	21.339	50.116	32.518	144.8	16:31.937	3	2	1:43.162	21.097	49.807	32.258	145.9	18:15.099
3	2	1:43.162	21.097	49.807	32.258	145.9	18:15.099	4	2	1:43.162	21.166	49.760	32.236	145.9	19:58.261
4	2	1:42.855	21.022	49.648	32.185	146.4	21:41.116	5	2	1:42.576	21.080	49.684	31.812	146.8	23:23.692
5	2	1:42.576	21.080	49.684	31.812	146.8	23:23.692	6	2	1:42.955	20.897	49.567	32.491	146.2	25:06.647
6	2	1:42.955	20.897	49.567	32.491	146.2	25:06.647	7	2	1:42.804	20.920	49.975	31.909	146.4	26:49.451
7	2	1:42.804	20.920	49.975	31.909	146.4	26:49.451	8	2	1:42.681	20.729	49.896	32.056	146.6	28:32.132
8	2	1:42.681	20.729	49.896	32.056	146.6	28:32.132	9	2	1:42.455	20.749	49.400	32.306	146.9	30:14.587
9	2	1:42.455	20.749	49.400	32.306	146.9	30:14.587	10	2	1:43.684	21.976	49.739	31.969	145.2	31:58.271
10	2	1:43.684	21.976	49.739	31.969	145.2	31:58.271	11	2	1:49.032 B	20.713	49.408	38.911	138.1	33:47.303
11	2	1:49.032 B	20.713	49.408	38.911	138.1	33:47.303	12	2	13:33.223	...	51.677	32.629	18.5	47:20.526
12	2	13:33.223	...	51.677	32.629	18.5	47:20.526	13	2	1:43.113	21.166	49.898	32.049	146.0	49:03.639
13	2	1:43.113	21.166	49.898	32.049	146.0	49:03.639	14	2	1:42.354	20.763	49.577	32.014	147.1	50:45.993
14	2	1:42.354	20.763	49.577	32.014	147.1	50:45.993	15	2	1:42.626	20.750	49.489	32.387	146.7	52:28.619
15	2	1:42.626	20.750	49.489	32.387	146.7	52:28.619	16	2	1:42.369	20.803	49.303	32.263	147.1	54:10.988
16	2	1:42.369	20.803	49.303	32.263	147.1	54:10.988	17	2	1:42.576	20.871	49.617	32.088	146.8	55:53.564
17	2	1:42.576	20.871	49.617	32.088	146.8	55:53.564								

9 TEAM MARC VDS EG 0,0

1.Markus PALTTALA							
2.Fabian SCHILLER							
1	1	37:05.770	...	50.097	30.521	6.8	37:05.770
2	1	1:38.689	19.503	47.231	31.955	152.6	38:44.459
3	1	1:51.414 B	19.550	47.758	44.106	135.1	40:35.873
4	1	5:45.708	4:27.450	47.762	30.496	43.5	46:21.581



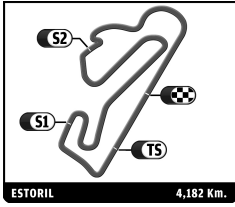
RS01
 CT02 2016 Estoril Renault Sport Trophy
 31st March Afternoon

Analysis

Lap	D	Time	Sector 1	Sector 2	Sector 3	Kph	Elapsed	Lap	D	Time	Sector 1	Sector 2	Sector 3	Kph	Elapsed
19	2	1:42.149	20.865	49.579	31.705	147.4	57:35.713	8	2	1:42.287	20.566	49.651	32.070	147.2	15:30.020
20	2	1:41.913	20.702	49.301	31.910	147.7	59:17.626	9	2	1:42.662	20.665	49.730	32.267	146.6	17:12.682
21	2	1:42.196	20.542	49.332	32.322	147.3	1:00:59.822	10	2	1:42.443	20.760	49.532	32.151	147.0	18:55.125
22	2	1:43.195	22.248	49.415	31.532	145.9	1:02:43.017	11	2	1:42.470	20.877	49.360	32.233	146.9	20:37.595
23	2	1:41.430	20.375	49.114	31.941	148.4	1:04:24.447	12	2	1:42.293	20.505	49.735	32.053	147.2	22:19.888
24	2	1:55.682 B	20.678	51.831	43.173	130.1	1:06:20.129	13	2	1:41.734	20.558	49.461	31.715	148.0	24:01.622
25	2	25:26.363	...	53.257	33.649	9.9	1:31:46.492	14	2	1:56.441 B	20.706	49.672	46.063	129.3	25:58.063
26	2	1:42.698	20.931	49.979	31.788	146.6	1:33:29.190	15	1	12:01.955	...	50.807	31.044	20.9	38:00.018
27	2	1:42.904	20.757	49.953	32.194	146.3	1:35:12.094	16	1	1:36.670	19.813	46.916	29.941	155.7	39:36.688
28	2	1:42.215	20.742	49.558	31.915	147.3	1:36:54.309	17	1	1:35.818	19.294	46.538	29.986	157.1	41:12.506
29	2	1:41.967	20.658	49.431	31.878	147.6	1:38:36.276	18	1	1:35.831	19.306	46.653	29.872	157.1	42:48.337
30	2	1:42.636	20.654	49.515	32.467	146.7	1:40:18.912	19	1	1:51.334 B	23.049	50.313	37.972	135.2	44:39.671
31	2	1:42.542	20.864	49.659	32.019	146.8	1:42:01.454	20	2	7:21.873	5:39.546	1:08.000	34.327	34.1	52:01.544
32	2	1:42.334	20.588	49.688	32.058	147.1	1:43:43.788	21	2	1:41.170	20.760	49.260	31.150	148.8	53:42.714
33	2	1:42.759	20.823	49.963	31.973	146.5	1:45:26.547	22	2	1:41.117	20.324	49.200	31.593	148.9	55:23.831
34	2	1:42.824	20.842	50.031	31.951	146.4	1:47:09.371	23	2	1:40.510	20.256	48.941	31.313	149.8	57:04.341
35	2	1:42.472	20.674	49.682	32.116	146.9	1:48:51.843	24	2	1:40.244	20.300	48.745	31.199	150.2	58:44.585
36	2	1:48.780 B	20.698	49.724	38.358	138.4	1:50:40.623	25	2	1:40.335	20.341	48.696	31.298	150.0	1:00:24.920
37	2	36:25.339	...	50.840	31.741	6.9	2:27:05.962	26	2	1:54.589 B	20.530	48.795	45.264	131.4	1:02:19.509
38	2	1:42.315	20.299	49.021	32.995	147.1	2:28:48.277	27	2	16:14.197	...	58.505	32.849	15.5	1:18:33.706
39	2	1:41.484	20.591	49.223	31.670	148.4	2:30:29.761	28	2	1:41.942	21.269	49.325	31.348	147.7	1:20:15.648
40	2	1:43.590	20.505	49.019	34.066	145.3	2:32:13.351	29	2	1:40.778	20.240	48.844	31.694	149.4	1:21:56.426
41	2	2:01.868 B	20.734	52.418	48.716	123.5	2:34:15.219	30	2	1:40.633	20.412	48.779	31.442	149.6	1:23:37.059

15		TEAM MARC VDS EG 0,0					
1.Tanart SATHIENTHIRAKUL							
2.Fran RUEEDA							
1	1	45:12.385	...	56.826	33.290	5.6	45:12.385
2	1	1:42.177	21.205	49.558	31.414	147.3	46:54.562
3	1	1:39.568	20.218	48.381	30.969	151.2	48:34.130
4	1	1:39.101	20.153	48.214	30.734	151.9	50:13.231
5	1	1:50.915 B	20.147	49.563	41.205	135.7	52:04.146
6	2	7:00.240	5:43.939	46.780	29.521	35.8	59:04.386
7	2	1:36.018	19.439	46.779	29.800	156.8	1:00:40.404
8	2	1:35.553	19.396	46.552	29.605	157.6	1:02:15.957
9	2	1:36.188	19.220	46.815	30.153	156.5	1:03:52.145
10	2	1:55.300 B	19.383	51.270	44.647	130.6	1:05:47.445
11	2	2:02:16.529	...	54.786	32.859	2.1	3:08:03.974
12	2	1:39.580	20.270	48.581	30.729	151.2	3:09:43.554
13	2	1:37.591	19.704	47.254	30.633	154.3	3:11:21.145
14	2	1:36.804	19.446	47.114	30.244	155.5	3:12:57.949
15	2	1:36.741	19.909	46.857	29.975	155.6	3:14:34.690
16	2	1:48.149 B	19.633	47.083	41.433	139.2	3:16:22.839
17	2	10:12.746	8:49.397	52.596	30.753	24.6	3:26:35.585
18	2	1:35.130	19.293	46.146	29.691	158.3	3:28:10.715
19	2	1:35.012	19.264	46.161	29.587	158.5	3:29:45.727
20	2	1:36.583	19.194	45.998	31.391	155.9	3:31:22.310
21	2	6:38.980 B	39.717	1:06.232	4:53.031	37.7	3:38:01.290

21		EQUIPE VERSCHUUR					
1.Pieter SCHOTHORST							
2.Jeroen SCHOTHORST							
1	2	3:23.274	1:36.314	1:09.273	37.687	74.1	3:23.274
2	2	1:50.628	24.066	53.394	33.168	136.1	5:13.902
3	2	1:44.258	22.178	50.082	31.998	144.4	6:58.160
4	2	1:42.503	20.648	50.011	31.844	146.9	8:40.663
5	2	1:42.413	20.700	49.890	31.823	147.0	10:23.076
6	2	1:42.692	20.925	49.836	31.931	146.6	12:05.768
7	2	1:41.965	20.640	49.418	31.907	147.7	13:47.733



RS01

CT02 2016 Estoril Renault Sport Trophyy
 31st March Afternoon

Best Top Speeds

Team	Car	Class	Top Speed Driver	Top 1		Top 2		Top 3		Top 4		Top 5		Avg
				Kph	Lap	Kph	Lap	Kph	Lap	Kph	Lap	Kph	Lap	
15	TEAM MARC VDS EG 0,0		F. RUEDA	274.7	10	274.0	15	273.3	20	272.7	18	272.7	9	273.5
9	TEAM MARC VDS EG 0,0		M. PALTALA	274.7	19	274.0	38	274.0	13	274.0	33	273.3	20	274.0
5	OREGON TEAM		D. FUMANELLI	274.7	11	274.7	13	274.7	12	274.0	7	274.0	8	274.4
1	OREGON TEAM		D. CAPITANIO	273.3	56	272.7	51	272.0	59	272.0	58	272.0	57	272.4
21	EQUIPE VERSCHUUR		P. SCHOTHORST	272.7	51	272.7	17	272.0	50	272.0	46	271.3	40	272.1
3	R-ACE GP		F.	272.7	39	272.0	29	272.0	28	272.0	22	272.0	18	272.1
2	R-ACE GP		R. OWENS	272.7	12	272.7	24	272.0	47	272.0	48	272.0	23	272.3
4	OREGON TEAM		B. BONIFACIO	272.7	8	272.0	31	272.0	30	271.3	17	271.3	43	271.9
11	HIGH CLASS RACING		D. ANDERSEN	270.0	23	269.3	24	268.7	31	268.0	14	268.0	33	268.8
19	EQUIPE VERSCHUUR													