

ADAC GT Masters

Result List Free Practice 1



Provisional

Motorsportarena Oschersleben, Length: 3696m

Air temperature: 11.64°C

Track temperature: 11.18°C

Weather condition: Wet

DMSB Reg. Nr.: 93/16
Deutscher Motor Sport Bund e.V.

Friday, April 15, 2016 12:15:00

started : 32 classified : 30 not classified : 2

	Drivers	Team	Car	Lap	Best Time	Gap	Diff	Kph	Day Time
1	29 C.De Phillippi(USA)(J)/C.Mies(DEU)	MontaplastbyLand-Motorsport(DEU)	Audi R8 LMS	16	1:38.975			134.4	13:02:02
2	15 M.Winkelhock(DEU)/M.Pommer(DEU)	Phoenix Racing(DEU)	Audi R8 LMS	16	1:39.283	0.308	0.308	134.0	12:58:58
3	21 N.Rogivue(CHE)(J)/F.Rosenqvist(SWE)	AMG - Team Zakspeed(DEU)	Mercedes-AMG GT3	16	1:39.333	0.358	0.050	133.9	13:00:30
4	5 N.Siedler(AUT)/J.van Lagen(NLD)	HB Racing(AUT)	LamborghiniHuracanGT3	14	1:39.729	0.754	0.396	133.4	12:59:04
5	24 F.Stoll(DEU)/L.Vanthoor(BEL)	kfzteile24 - APR Motorsport(DEU)	Audi R8 LMS	10	1:39.761	0.786	0.032	133.3	12:52:16
6	1 S.Asch(DEU)/L.Ludwig(DEU)	AMG - Team Zakspeed(DEU)	Mercedes-AMG GT3	15	1:39.803	0.828	0.042	133.3	13:01:33
7	67 D.Zampieri(ITA)/P.Niederhauser(CHE)	Attempto Racing Team(DEU)	LamborghiniHuracanGT3	12	1:39.898	0.923	0.095	133.1	13:02:26
8	28 P.Hoevenaars(NLD)(J)/M.Basseng(DEU)	MontaplastbyLand-Motorsport(DEU)	Audi R8 LMS	14	1:40.116	1.141	0.218	132.9	12:57:23
9	3 P.Kujala(FIN)/M.Pavlovic(SRB)	Bonaldi Motorsport(DEU)	LamborghiniHuracanGT3	14	1:40.137	1.162	0.021	132.8	13:01:06
10	63 R.Ineichen(CHE)(T)/C.Engelhart(DEU)	GRT Grasser-Racing-Team(AUT)	LamborghiniHuracanGT3	13	1:40.189	1.214	0.052	132.8	12:56:31
11	50 P.Geipel(DEU)/R.Frey(CHE)	YACO Racing(DEU)	Audi R8 LMS	14	1:40.271	1.296	0.082	132.6	13:01:10
12	44 M.Ahlin-Kottulinsky(SWE)(J)/M.Bonanomi(ITA)	Aust Motorsport(DEU)	Audi R8 LMS	11	1:40.560	1.585	0.289	132.3	12:53:40
13	99 R.Renauer(DEU)/M.Ragginger(AUT)	Precote Herberth Motorsport(DEU)	Porsche 911 GT3 R	13	1:40.643	1.668	0.083	132.2	12:57:51
14	34 I.Tutumlu Lopez(ESP)/K.van der Linde(ZAF)	Car Collection Motorsport(DEU)	Audi R8 LMS	13	1:40.710	1.735	0.067	132.1	13:01:06
15	16 L.Stolz(DEU)/G.Tweraser(AUT)	GRT Grasser-Racing-Team(AUT)	LamborghiniHuracanGT3	11	1:40.881	1.906	0.171	131.8	12:53:36
16	55 L.Schreier(DEU)/X.Maassen(NLD)	Aust Motorsport(DEU)	Audi R8 LMS	14	1:40.899	1.924	0.018	131.8	13:01:25
17	69 P.Assenheimer(DEU)(J)/D.Schwager(DEU)	Callaway Competition(DEU)	Corvette C7 GT3	12	1:40.909	1.934	0.010	131.8	12:56:35
18	7 C.Jöns(DEU)/D.Abt(DEU)	Bentley Team Abt(DEU)	Bentley Continental GT3	13	1:40.929	1.954	0.020	131.8	12:57:50
19	20 J.Krohn(FIN)/M.Tomczyk(DEU)	Schubert Motorsport(DEU)	BMW M6 GT3	13	1:40.941	1.966	0.012	131.8	12:57:32
20	33 C.Frankenhou(NLD)/C.Haase(DEU)	Car Collection Motorsport(DEU)	Audi R8 LMS	13	1:40.990	2.015	0.049	131.7	13:00:14
21	8 F.Hamprecht(DEU)(J)/G.Smith(GBR)	Bentley Team Abt(DEU)	Bentley Continental GT3	14	1:41.198	2.223	0.208	131.4	13:01:30
22	25 D.Dobitsch(AUT)/E.Sandström(SWE)	kfzteile24 - APR Motorsport(DEU)	Audi R8 LMS	8	1:41.209	2.234	0.011	131.4	12:56:14
23	66 E.Lindholm(FIN)(J)/A.Gies(DEU)(J)	Attempto Racing Team(DEU)	LamborghiniHuracanGT3	9	1:41.722	2.747	0.513	130.8	12:56:13
24	35 F.Scholze(DEU)(T)/D.Jöst(DEU)(T)	Car Collection Motorsport(DEU)	MercedesBenzSLSAMGG	14	1:41.739	2.764	0.017	130.7	12:55:33
25	36 M.Dienst(DEU)(J)/C.Zanella(CHE)	bigFMRacingTeamSchützMotorsport(I)	Porsche 911 GT3 R	10	1:41.995	3.020	0.256	130.4	12:54:24
26	77 J.Gounon(FRA)(J)/D.Keilwitz(DEU)	Callaway Competition(DEU)	Corvette C7 GT3	10	1:42.050	3.075	0.055	130.3	12:55:56
27	17 D.Jahn(DEU)/C.van der Drift(NZL)	KÜS TEAM75 Bernhard(DEU)	Porsche 911 GT3 R	10	1:42.299	3.324	0.249	130.0	12:54:22
28	6 K.Snoeks(NLD)/E.Erhart(DEU)	HB Racing(AUT)	LamborghiniHuracanGT3	12	1:42.550	3.575	0.251	129.7	12:54:20
29	31 B.Said(USA)/L.Hezemans(NLD)(J)	Callaway Competition(DEU)	Corvette C7 GT3	11	1:42.868	3.893	0.318	129.3	13:01:37
30	22 S.Feige(DEU)/B.Schothorst(NLD)	MRS GT-Racing(DEU)	NissanGT-RNISMOGT3	10	1:43.640	4.665	0.772	128.3	12:50:39
Not classified									
	9 A.Weishaupt(DEU)(T)/J.Lee Pepper(ZAF)(J)	Bentley Team Abt(DEU)	Bentley Continental GT3						
	13 R.Lips(CHE)(T)/S.Barth(DEU)	RWT Racing(DEU)	Corvette Z06.R GT3						

Subject to final scrutineering!

Publications Time:

Clerk of the course:

Time Keeping:

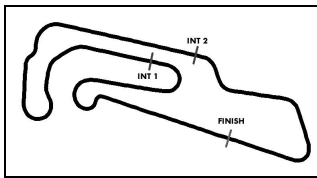
CERTINA Timing

ver: 1.0

www.adac.de/motorsport

Page 1/ 1 printed: 15.4.2016 13:18

CERTINA
S W I S S W A T C H E S



ADAC GT Masters

Sector List Free Practice 1



Provisional

Motorsportarena Oschersleben, Length: 3696m

Air temperature: 11.64°C

Track temperature: 11.18°C

Weather condition: Wet

DMSB Reg. Nr.: 93/16
Deutscher Motor Sport Bund e.V.

Friday, April 15, 2016 12:15:00

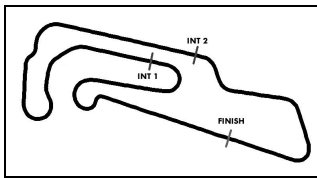
Lap	Time	SE1	SP1	SE2	SP2	SE3	SP3	TSP	Lap	Time	SE1	SP1	SE2	SP2	SE3	SP3	TSP
1 Asch, DEU / Ludwig, DEU									theoretical besttime: 1:39.803								
1	2:00.418	50.148	161	39.326	179	30.944	180		10	1:57.215	38.065	184	34.597	215	44.553	59	220
2	1:48.776	41.463	164	37.254	187	30.059	186	192	11	2:13.638	53.422	183	34.244	216	45.972	59	
3	1:44.456	39.746	181	35.383	213	29.327	188	197	12	3:05.456	1:58.378	160	37.424	210	29.654	187	
4	1:43.651	39.122	182	35.243	213	29.286	187	211	13	1:42.616	39.263	183	34.385	215	28.968	187	215
5	1:43.227	38.754	182	35.500	213	28.973	189	217	14	1:40.671	38.172	181	33.719	217	28.780	190	220
6	2:01.052	38.694	182	34.987	212	47.371	58	219	15	1:39.803	38.009	182	33.389	217	28.405	190	216
7	5:53.666	4:33.445	180	35.225	213	44.996	59		16	2:06.647	38.343	183	35.403	154	52.901	46	220
8	15:30.280	14:21.445	180	37.230	161	31.605	187		17	10:10.998	9:08.536	180	33.930	215	28.532	188	
9	1:47.617	40.581	180	34.929	214	32.107	189	218	18	1:58.673	38.057	183	34.294	216	46.322	59	219

3 Kujala, FIN / Pavlovic, SRB									theoretical besttime: 1:39.897								
1	2:36.118	1:22.989	162	40.375	173	32.754	180		10	1:41.240	38.064	182	34.083	213	29.093	188	220
2	1:53.207	43.514	161	38.610	192	31.083	183	177	11	1:40.733	37.767	181	33.965	212	29.001	187	221
3	1:47.677	40.877	177	36.458	201	30.342	184	176	12	1:56.637	37.671	182	33.812	213	45.154	58	220
4	1:46.348	39.924	178	36.153	207	30.271	185	208	13	4:14.574	3:10.850	177	34.600	203	29.124	187	
5	1:43.972	38.921	180	35.335	200	29.716	186	217	14	1:40.137	37.911	180	33.434	214	28.792	187	221
6	2:11.922	39.673	161	42.687	153	49.562	57	203	15	1:40.666	38.120	176	33.651	214	28.895	148	221
7	6:15.512	4:47.753	174	38.155	203	49.604	57		16	2:17.454	46.149	142	37.931	157	53.374	58	123
8	14:55.416	13:48.962	177	36.151	206	30.303	186		17	9:07.732	8:01.610	157	35.523	199	30.599	187	
9	1:42.752	38.723	179	34.759	213	29.270	188	216	18								221

5 Siedler, AUT / van Lagen, NLD									theoretical besttime: 1:39.699								
1	3:23.653	1:54.625	154	40.070	197	48.958	58		10	1:41.756	37.922	180	34.595	212	29.239	185	217
2	2:05.027	55.942	173	38.275	188	30.810	186		11	1:40.618	38.103	182	34.008	216	28.507	187	216
3	1:45.958	40.183	179	36.013	202	29.762	188	186	12	1:40.168	37.652	182	33.943	214	28.573	187	219
4	1:45.027	39.613	178	35.935	205	29.479	187	186	13	1:39.896	37.682	181	33.858	214	28.356	186	221
5	2:02.951	38.661	180	35.703	192	48.587	58	208	14	1:39.729	37.525	181	33.818	215	28.386	186	221
6	6:25.115	4:59.211	179	36.090	196	49.814	55		15	1:56.456	37.699	180	33.857	210	44.900	58	222
7	14:49.924	13:39.311	178	36.763	193	33.850	185		16	3:27.210	2:00.364	175	36.873	168	49.973	58	
8	1:42.612	38.730	180	34.631	206	29.251	188	197	17	9:42.144	8:35.864	176	36.430	203	29.850	186	
9	1:41.526	38.230	179	34.262	213	29.034	187	209	18	2:03.332	38.756	179	35.573	210	49.003	51	206

6 Snoeks, NLD / Erhart, DEU									theoretical besttime: 1:42.347								
1	2:28.583	1:16.019	126	40.097	176	32.467	183		10	1:45.104	39.905	180	35.320	209	29.879	185	189
2	1:48.091	41.336	177	36.427	200	30.328	187	174	11	1:43.962	39.085	181	35.335	211	29.542	187	206
3	1:47.821	39.898	179	36.531	191	31.392	185	197	12	1:42.550	38.555	180	34.656	214	29.339	186	216
4	1:45.019	39.752	181	35.593	210	29.674	186	216	13	1:43.074	38.765	181	35.045	214	29.264	187	219
5	1:43.579	38.794	180	35.423	209	29.362	187	214	14	1:42.946	38.777	180	34.703	214	29.466	187	219
6	2:02.963	38.427	181	35.557	180	48.979	52	221	15	2:00.619	38.832	181	34.665	213	47.122	58	218
7	6:34.779	5:05.714	174	38.699	183	50.366	58		16	4:04.686	2:41.747	177	35.429	173	47.510	58	
8	14:09.200	13:00.406	176	37.737	197	31.057	184		17	10:28.930	9:22.096	173	36.819	186	30.015	187	
9	1:47.889	41.588	178	35.962	203	30.339	187	175	18	2:12.966	46.723	128	38.287	157	47.956	52	219

7 Jöns, DEU / Abt, DEU									theoretical besttime: 1:40.830								
1	2:17.542	58.515	171	44.964	123	34.063	185		10	1:42.998	38.885	177	34.664	216	29.449	189	220
2	1:50.087	41.118	178	37.968	208	31.001	184	201	11	1:41.782	38.325	177	34.249	216	29.208	190	222
3	2:05.738	40.597	171	36.884	201	48.257	54	198	12	1:41.685	38.384	180	34.081	215	29.220	187	220
4	6:11.566	4:43.401	168	39.055	194	49.110	57		13	1:40.929	38.280	178	33.687	215	28.962	190	222
5	3:31.093	2:23.668	176	37.027	206	30.398	187		14	1:58.289	38.181	182	33.863	217	46.245	58	222
6	2:05.676	40.836	178	36.372	205	48.468	51	203	15	3:33.925	2:09.940	181	34.059	174	49.926	51	
7	14:29.899	13:18.665	177	38.030	138	33.204	186		16	10:42.781	9:36.964	179	36.189	212	29.628	193	
8	1:46.418	39.925	179	36.491	210	30.002	188	197	17	2:05.226	39.481	180	35.164	210	50.581	50	214
9	1:44.253	39.101	177	35.187	208	29.965	187	215									



ADAC GT Masters

Sector List Free Practice 1



Provisional

Motorsportarena Oschersleben, Length: 3696m

Air temperature: 11.64°C

Track temperature: 11.18°C

Weather condition: Wet

DMSB Reg. Nr.: 93/16
Deutscher Motor Sport Bund e.V.

Friday, April 15, 2016 12:15:00

Lap	Time	SE1	SP1	SE2	SP2	SE3	SP3	TSP	Lap	Time	SE1	SP1	SE2	SP2	SE3	SP3	TSP
8 Hamprecht, DEU / Smith, GBR									theoretical besttime: 1:40.937								
1	2:20.875	1:07.732	165	40.247	172	32.896	179		10	1:42.117	38.648	182	34.277	215	29.192	188	206
2	1:50.443	41.178	176	37.196	188	32.069	186	200	11	2:10.867	40.120	148	43.615	208	47.132	58	204
3	2:00.294	42.519	126	43.050	195	34.725	185	151	12	3:13.904	2:07.675	176	36.391	212	29.838	188	
4	1:46.950	40.018	176	36.506	200	30.426	184	198	13	1:43.281	38.981	182	35.158	216	29.142	188	207
5	1:45.287	39.449	178	35.794	209	30.044	187	206	14	1:41.198	38.269	180	34.286	216	28.643	190	222
6	2:06.301	39.089	179	38.307	177	48.905	58	213	15	2:03.011	38.017	185	33.912	218	51.082	46	224
7	20:40.273	19:28.519	178	40.355	161	31.399	182		16	10:29.590	9:22.661	179	37.266	207	29.663	188	
8	1:44.949	39.675	178	35.588	204	29.686	188	197	17	1:59.627	38.542	183	35.383	209	45.702	58	216
9	1:42.619	38.625	180	34.617	212	29.377	188	212									

9 Weishaupt, DEU / Lee Pepper, ZAF									theoretical besttime:								
1	2:35.198	1:04.725	167	40.534	155	49.939	58		3	8:05.223	6:34.457	99	41.361	156	49.405	57	
2	2:32.893	1:04.523	146	40.548	189	47.822	58										

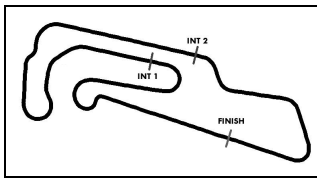
13 Lips, CHE / Barth, DEU									theoretical besttime:								
1	9:03.647	7:31.794	152	42.075	158	49.778	59		3								216
2	6:43.477	5:34.099	179	38.599	182	30.779	191										

15 Winkelhock, DEU / Pommer, DEU									theoretical besttime: 1:38.914								
1	2:16.880	1:03.586	162	40.594	165	32.700	180		11	1:41.553	38.431	179	34.163	212	28.959	186	219
2	1:53.640	43.868	176	37.714	191	32.058	183	200	12	1:41.290	38.264	178	34.088	214	28.938	187	219
3	1:50.079	41.739	165	37.882	200	30.458	184	199	13	1:49.607	41.195	126	37.566	212	30.846	188	214
4	2:00.888	44.627	102	45.663	104	30.598	184	208	14	1:40.336	38.177	180	33.733	213	28.426	187	219
5	1:44.691	39.519	180	35.673	208	29.499	185	213	15	1:39.766	37.877	180	33.302	213	28.587	187	219
6	2:11.807	39.921	152	42.603	167	49.283	59	213	16	1:39.283	37.842	180	33.131	213	28.310	187	220
7	3:54.129	2:48.761	176	35.846	211	29.522	186		17	1:55.761	37.509	182	33.095	212	45.157	59	219
8	2:05.223	39.774	148	36.426	174	49.023	59	213	18	13:36.697	12:31.794	178	35.393	212	29.510	187	
9	14:06.079	13:01.340	176	35.592	210	29.147	184		19	2:06.780	38.501	157	37.870	151	50.409	59	217
10	1:42.796	39.125	178	34.469	212	29.202	185	217									

16 Stolz, DEU / Tweraser, AUT									theoretical besttime: 1:39.869								
1	2:25.087	1:14.226	169	39.040	209	31.821	183		10	1:41.139	38.161	182	34.040	218	28.938	188	221
2	1:50.221	40.893	170	36.705	206	32.623	184	199	11	1:40.881	37.963	182	34.010	214	28.908	188	224
3	1:53.729	39.685	180	36.436	192	37.608	185	209	12	1:58.441	37.965	182	33.840	216	46.636	58	221
4	1:44.526	39.202	180	35.549	213	29.775	187	212	13	3:41.777	2:37.928	180	34.781	213	29.068	186	
5	1:43.549	38.813	180	35.170	214	29.566	187	217	14	1:41.534	38.640	178	34.080	215	28.814	190	214
6	2:05.182	38.797	182	36.351	213	50.034	46	218	15	1:39.545	37.899	183	33.156	216	28.490	189	224
7	20:05.591	19:00.461	179	35.646	214	29.484	187		16	2:07.107	40.784	176	35.903	195	50.420	37	198
8	1:43.281	38.937	181	34.974	216	29.370	189	215	17	10:10.027	9:04.932	177	35.725	213	29.370	189	
9	1:42.284	38.552	181	34.581	216	29.151	188	221	18	2:07.656	39.494	170	35.508	208	52.654	42	204

17 Jahn, DEU / van der Drift, NZL									theoretical besttime: 1:42.299								
1	2:50.627	1:31.471	134	43.675	142	35.481	162		8	1:45.003	39.636	182	35.152	202	30.215	189	191
2	2:01.228	45.921	155	40.993	160	34.314	183	144	9	1:43.205	39.305	180	34.625	210	29.275	190	199
3	1:54.529	43.937	164	38.620	158	31.972	187	154	10	1:42.299	38.676	184	34.517	204	29.106	190	209
4	2:09.767	42.734	173	39.242	179	47.791	60	154	11	2:00.343	38.941	184	36.074	202	45.328	60	205
5	8:55.442	7:26.283	156	40.035	136	49.124	59		12	7:15.749	5:48.412	179	35.188	168	52.149	46	
6	14:31.224	13:21.209	157	38.902	173	31.113	187		13	10:46.736	9:41.570	180	35.727	187	29.439	191	
7	1:47.961	41.060	180	36.530	201	30.371	188	161	14	2:05.945	41.337	156	37.596	173	47.012	60	177

20 Krohn, FIN / Tomczyk, DEU									theoretical besttime: 1:40.697								
1	2:22.432	1:10.270	168	39.989	179	32.173	181		10	1:45.400	41.489	175	34.709	215	29.202	187	218
2	1:49.062	40.844	175	36.733	188	31.485	184	200	11	1:41.779	38.563	180	34.194	215	29.022	187	215
3	2:04.299	40.700	175	37.247	206	46.352	58	196	12	1:41.214	38.299	178	33.749	214	29.166	185	214
4	4:39.830	3:16.919	180	35.963	210	46.948	58		13	1:40.941	38.416	179	33.532	212	28.993	189	205
5	5:01.919	3:56.276	178	35.634	210	30.009	187		14	1:56.402	38.172	176	33.533	213	44.697	59	214
6	2:05.172	40.479	168	35.993	198	48.700	48	195	15	4:27.760	3:04.263	178	35.566	176	47.931	58	
7	14:13.385	13:05.409	178	37.589	193	30.387	188		16	10:24.232	9:19.199	177	35.017	185	30.016	187	



ADAC GT Masters

Sector List Free Practice 1

Provisional



Motorsportarena Oschersleben, Length: 3696m

Air temperature: 11.64°C

Track temperature: 11.18°C

Weather condition: Wet

DMSB Reg. Nr.: 93/16
Deutscher Motor Sport Bund e.V.

Friday, April 15, 2016 12:15:00

Lap	Time	SE1	SP1	SE2	SP2	SE3	SP3	TSP	Lap	Time	SE1	SP1	SE2	SP2	SE3	SP3	TSP
8	1:43.755	39.388	180	35.009	214	29.358	187	210	17	2:05.654	39.658	178	35.698	180	50.298	58	187
9	1:42.867	38.953	177	34.745	215	29.169	188	219									

21 Rogivue, CHE / Rosenqvist, SWE

theoretical besttime: 1:39.103

1	3:05.242	1:45.615	133	44.831	145	34.796	149		11	1:42.110	38.326	183	34.515	216	29.269	189	221
2	2:00.018	46.008	148	40.746	153	33.264	158	164	12	1:42.887	38.563	183	34.709	214	29.615	189	221
3	1:57.130	43.352	161	40.220	165	33.558	184	170	13	1:40.333	37.781	182	33.850	217	28.702	189	220
4	1:50.945	42.103	175	37.660	200	31.182	184	173	14	1:40.037	37.722	184	33.605	218	28.710	191	221
5	2:07.082	41.039	174	36.746	207	49.297	59	199	15	1:39.984	38.085	185	33.508	218	28.391	190	222
6	5:06.485	3:58.666	176	37.198	198	30.621	186		16	1:39.333	37.741	184	33.353	218	28.239	189	220
7	2:09.518	42.193	175	37.975	170	49.350	59	166	17	1:59.242	37.817	183	33.142	218	48.283	59	221
8	13:39.899	12:30.815	177	37.001	212	32.083	172		18	11:27.252	10:22.346	177	34.859	213	30.047	189	
9	1:45.767	40.423	179	35.766	208	29.578	189	194	19	1:59.883	37.815	182	33.996	198	48.072	59	218
10	1:43.198	38.862	182	35.012	207	29.324	189	211									

22 Feige, DEU / Schothorst, NLD

theoretical besttime: 1:43.086

1	4:44.056	3:30.528	147	41.205	192	32.323	185		10	1:43.640	39.106	183	34.939	209	29.595	190	202
2	1:49.626	41.940	176	37.127	197	30.559	186	188	11	1:44.291	39.213	177	35.526	213	29.552	190	207
3	1:46.679	40.325	178	36.186	203	30.168	188	192	12	1:43.691	39.636	181	34.678	216	29.377	189	213
4	1:48.380	40.991	177	37.209	207	30.180	188	187	13	2:21.425	51.558	119	40.475	160	49.392	54	212
5	2:10.493	40.424	176	37.343	182	52.726	42	197	14	6:17.575	5:11.976	175	34.603	211	30.996	150	
6	4:12.121	3:03.970	176	36.168	203	31.983	124		15	2:14.983	45.772	175	38.378	157	50.833	57	126
7	2:21.157	50.463	139	40.655	180	50.039	56	110	16	9:04.907	7:59.539	179	35.382	211	29.986	191	
8	13:18.255	12:11.456	174	36.869	206	29.930	190		17	2:04.762	39.280	176	35.817	203	49.665	50	211
9	1:44.692	39.389	180	35.498	201	29.805	190	198									

24 Stoll, DEU / Vanthoor, BEL

theoretical besttime: 1:39.645

1	2:11.354	1:01.226	175	39.161	164	30.967	177		10	1:39.761	37.612	183	33.705	215	28.444	188	220
2	1:46.137	40.697	179	36.127	208	29.313	188	171	11	1:56.615	37.561	183	33.951	213	45.103	59	221
3	1:43.392	39.016	178	34.997	211	29.379	189	219	12	3:56.552	2:52.261	180	34.951	214	29.340	188	
4	1:50.429	42.885	177	38.628	212	28.916	188	221	13	1:42.298	38.776	178	34.457	215	29.065	189	211
5	1:41.606	38.196	181	34.775	213	28.635	189	221	14	1:40.138	38.017	182	33.640	215	28.481	188	219
6	2:09.996	39.632	173	36.935	138	53.429	48	212	15	2:03.031	38.189	181	34.110	194	50.732	44	219
7	20:44.897	19:38.678	153	37.375	212	28.844	189		16	10:20.770	9:16.797	177	35.196	213	28.777	188	
8	1:40.512	37.776	182	34.156	213	28.580	189	220	17	1:59.670	38.285	182	34.517	213	46.868	57	218
9	1:47.301	44.898	180	33.892	216	28.511	188	213									

25 Dobitsch, AUT / Sandström, SWE

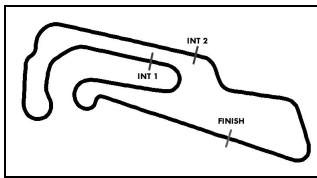
theoretical besttime: 1:41.145

1	3:30.022	1:55.212	144	40.760	156	54.050	58		8	1:41.209	38.226	182	34.208	213	28.775	188	217
2	8:26.595	6:55.885	163	40.636	169	50.074	58		9	1:59.175	38.162	181	34.406	214	46.607	58	219
3	20:16.205	19:06.510	165	38.803	188	30.892	186		10	4:03.853	2:58.578	158	35.622	213	29.653	184	
4	2:07.854	57.639	97	38.579	197	31.636	186	200	11	2:08.046	39.095	179	39.548	141	49.403	59	216
5	1:44.727	39.405	175	35.523	208	29.799	187	208	12	9:31.674	8:26.913	175	35.028	212	29.733	188	
6	1:43.154	38.901	179	34.694	213	29.559	188	213	13	2:00.892	38.641	178	34.737	212	47.514	59	215
7	1:44.512	38.591	178	35.306	204	30.615	186	216									

28 Hoevenaars, NLD / Basseng, DEU

theoretical besttime: 1:39.982

1	2:31.733	1:19.389	170	39.903	176	32.441	174		10	1:41.777	38.386	176	34.575	213	28.816	186	215
2	2:13.940	43.259	174	38.253	188	52.428	48	179	11	1:41.032	37.964	180	34.364	213	28.704	187	215
3	2:53.338	1:45.427	132	37.703	201	30.208	183		12	1:41.227	38.152	180	34.287	214	28.788	186	219
4	1:46.155	39.814	177	36.502	203	29.839	183	209	13	1:40.534	37.847	180	34.169	214	28.518	187	218
5	2:07.986	39.085	177	35.946	206	52.955	49	217	14	1:40.116	37.737	181	33.928	215	28.451	188	219
6	4:06.186	3:00.692	174	35.852	205	29.642	184		15	1:58.146	37.603	180	35.101	191	45.442	56	220
7	2:05.021	38.530	176	35.657	209	50.834	49	216	16	15:06.198	13:56.927	177	36.704	143	32.567	187	
8	14:30.998	13:23.950	175	36.885	208	30.163	186		17	2:07.779	40.110	133	38.628	159	49.041	49	180
9	1:43.214	39.083	176	34.889	211	29.242	185	215									



ADAC GT Masters

Sector List Free Practice 1



Provisional

Motorsportarena Oschersleben, Length: 3696m

Air temperature: 11.64°C

Track temperature: 11.18°C

Weather condition: Wet

DMSB Reg. Nr.: 93/16
Deutscher Motor Sport Bund e.V.

Friday, April 15, 2016 12:15:00

Lap	Time	SE1	SP1	SE2	SP2	SE3	SP3	TSP	Lap	Time	SE1	SP1	SE2	SP2	SE3	SP3	TSP
29 De Phillippi, USA / Mies, DEU									theoretical besttime: 1:38.920								
1	2:58.238	1:32.055	81	50.658	85	35.525	90		11	1:56.955	37.942	181	34.331	214	44.682	59	220
2	2:07.784	53.465	123	42.138	192	32.181	153	77	12	3:06.616	2:04.079	182	33.973	214	28.564	189	
3	2:06.063	43.217	174	36.822	191	46.024	58	146	13	1:39.539	37.543	183	33.613	214	28.383	189	220
4	2:48.976	1:44.147	179	35.631	209	29.198	187		14	1:39.679	37.484	181	33.672	215	28.523	189	221
5	2:00.601	39.581	165	35.592	212	45.428	59	220	15	1:39.301	37.596	182	33.353	215	28.352	189	221
6	3:29.772	2:25.687	176	35.179	211	28.906	189		16	1:38.975	37.539	183	33.175	215	28.261	188	220
7	2:00.407	38.422	181	34.784	211	47.201	59	220	17	2:03.808	37.649	178	37.508	154	48.651	56	221
8	14:24.463	13:20.112	170	35.161	212	29.190	189		18	10:12.010	9:08.729	179	34.451	214	28.830	189	
9	1:43.836	38.549	180	35.094	214	30.193	188	219	19	2:04.511	37.957	180	35.191	197	51.363	56	221
10	1:41.070	37.895	179	34.367	214	28.808	189	220									

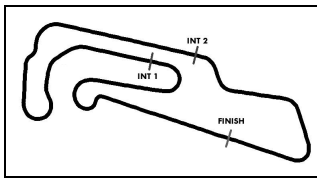
31 Said, USA / Hezemans, NLD									theoretical besttime: 1:42.868								
1	3:41.510	2:27.131	170	41.390	186	32.989	181		8	1:46.058	40.097	174	35.855	211	30.106	183	210
2	1:50.904	41.119	176	37.874	194	31.911	183	212	9	2:04.107	39.918	177	35.763	194	48.426	58	214
3	1:49.369	41.513	176	36.929	205	30.927	184	201	10	6:30.953	5:23.178	175	37.656	143	30.119	187	
4	1:46.970	39.960	174	36.299	200	30.711	185	208	11	1:42.868	39.004	179	34.563	212	29.301	186	206
5	2:06.193	41.028	175	36.089	188	49.076	58	190	12	2:07.992	41.441	177	35.134	170	51.417	44	218
6	21:32.881	20:25.278	175	36.956	206	30.647	185		13	10:49.602	9:39.686	173	39.297	178	30.619	187	
7	1:45.204	39.268	178	35.686	209	30.250	183	216	14	2:05.250	39.876	177	36.659	197	48.715	58	206

33 Frankenhout, NLD / Haase, DEU									theoretical besttime: 1:40.822								
1	2:49.033	1:18.294	166	39.657	147	51.082	56		10	1:42.395	38.780	176	34.200	211	29.415	184	215
2	2:53.217	1:45.025	175	36.695	173	31.497	183		11	1:58.387	38.172	179	34.246	210	45.969	58	217
3	1:45.793	39.474	175	35.951	193	30.368	183	212	12	4:09.031	3:04.587	175	35.094	204	29.350	182	
4	1:44.245	39.512	178	35.210	208	29.523	183	218	13	1:40.990	38.299	179	33.963	213	28.728	184	214
5	2:09.597	40.029	169	36.860	152	52.708	48	217	14	1:41.596	38.176	179	33.922	213	29.498	184	217
6	6:04.387	4:38.696	177	35.571	185	50.120	56		15	2:09.790	38.283	174	42.126	140	49.381	58	216
7	14:52.408	13:45.719	171	36.145	207	30.544	181		16	9:46.169	8:42.766	178	34.456	210	28.947	185	
8	1:42.683	38.583	176	34.696	211	29.404	183	216	17	2:00.300	38.550	178	34.905	202	46.845	58	212
9	1:42.077	38.573	178	34.553	211	28.951	184	215									

34 Tutumlu Lopez, ESP / van der Linde, ZAF									theoretical besttime: 1:40.480								
1	2:53.578	1:19.890	141	39.977	168	53.711	48		10	1:58.164	38.201	182	34.254	213	45.709	58	219
2	4:06.602	2:59.358	177	36.564	190	30.680	185		11	3:33.645	2:25.224	177	36.945	209	31.476	182	
3	1:45.254	39.604	179	35.735	208	29.915	183	217	12	1:42.690	39.229	179	34.363	211	29.098	185	216
4	1:43.991	38.891	179	35.369	211	29.731	185	218	13	1:40.710	38.187	180	33.818	213	28.705	185	218
5	2:06.981	40.614	170	38.027	186	48.340	49	179	14	1:42.031	38.851	152	34.186	213	28.994	160	218
6	19:29.003	18:22.648	177	35.733	206	30.622	188		15	2:19.504	46.016	161	38.335	154	55.153	55	128
7	1:42.491	38.654	179	34.434	213	29.403	183	219	16	8:52.349	7:45.406	177	35.252	211	31.691	185	
8	1:41.597	38.371	181	34.143	214	29.083	186	218	17	2:00.613	38.419	177	34.830	212	47.364	51	218
9	1:40.961	37.957	182	34.008	213	28.996	184	218									

35 Scholze, DEU / Jöst, DEU									theoretical besttime: 1:41.644								
1	2:48.331	1:33.516	107	42.045	164	32.770	184		10	1:44.183	39.429	180	35.116	213	29.638	191	213
2	1:52.311	42.106	170	39.013	206	31.192	185	183	11	1:43.538	39.286	183	34.965	212	29.287	190	211
3	1:50.070	41.277	176	37.576	207	31.217	187	189	12	1:41.983	38.582	183	34.435	215	28.966	191	217
4	1:48.123	40.673	176	36.956	202	30.494	188	188	13	1:42.752	38.498	184	35.205	216	29.049	191	211
5	1:47.701	40.455	180	37.190	199	30.056	189	189	14	1:41.739	38.593	184	34.207	213	28.939	191	211
6	2:09.640	40.250	172	37.341	194	52.049	46	211	15	1:57.847	38.562	185	34.272	204	45.013	60	206
7	3:17.977	2:11.269	170	36.764	209	29.944	191		16	3:02.083	1:56.413	181	36.100	216	29.570	189	
8	2:04.241	39.845	181	37.178	191	47.218	52	202	17		39.241	183	34.872	216			221
9	14:20.230	13:14.011	163	36.432	204	29.787	191										

36 Dienst, DEU / Zanella, CHE									theoretical besttime: 1:41.752								
1	5:23.861	4:09.999	157	41.407	183	32.455	181		8	1:43.958	39.209	182	34.925	208	29.824	189	212
2	1:53.515	42.292	175	38.867	177	32.356	176	186	9	1:43.887	39.961	182	34.440	212	29.486	189	178
3	1:49.510	41.322	176	37.150	209	31.038	187	189	10	1:41.995	38.632	183	34.114	212	29.249	190	210
4	2:04.278	40.297	180	36.337	206	47.644	59	200	11	2:00.096	38.641	181	35.231	202	46.224	59	216



ADAC GT Masters

Sector List Free Practice 1



Provisional

Motorsportarena Oschersleben, Length: 3696m

Air temperature: 11.64°C

Track temperature: 11.18°C

Weather condition: Wet

DMSB Reg. Nr.: 93/16
Deutscher Motor Sport Bund e.V.

Friday, April 15, 2016 12:15:00

Lap	Time	SE1	SP1	SE2	SP2	SE3	SP3	TSP	Lap	Time	SE1	SP1	SE2	SP2	SE3	SP3	TSP
5	5:37.831	4:12.205	130	37.731	200	47.895	59		12	4:07.297	2:56.490	167	38.753	177	32.054	183	
6	15:37.253	14:28.996	175	37.097	173	31.160	186		13	1:42.566	39.261	179	34.299	201	29.006	188	203
7	1:47.335	41.025	178	35.562	208	30.748	189		14	2:10.589	40.415	151	41.266	158	48.908	59	219

44 Ahlin-Kottulinsky, SWE / Bonanomi, ITA

theoretical besttime: 1:40.560

1	2:59.011	1:47.468	166	39.495	177	32.048	181		9	1:41.060	37.775	181	34.645	214	28.640	187	220
2	1:51.255	41.453	168	38.291	184	31.511	185	183	10	1:41.013	38.000	179	34.420	214	28.593	188	220
3	1:45.847	39.636	175	36.499	204	29.712	186	214	11	1:40.560	37.718	180	34.314	215	28.528	187	220
4	1:44.927	38.817	179	36.187	204	29.923	187	220	12	2:03.844	37.777	181	35.218	211	50.849	49	219
5	1:43.513	38.708	179	35.803	211	29.002	186	221	13	6:38.170	5:31.193	177	36.565	212	30.412	183	
6	2:10.427	39.149	165	38.181	184	53.097	49	220	14	2:13.814	40.391	178	37.199	182	56.224	49	217
7	19:40.203	18:34.258	179	35.717	184	30.228	185		15	9:47.913	8:40.649	173	36.760	204	30.504	186	
8	1:42.399	38.527	179	34.999	209	28.873	187	212	16	1:50.476	40.660	174	37.504	189	32.312	185	179

50 Geipel, DEU / Frey, CHE

theoretical besttime: 1:40.201

1	2:43.362	1:25.753	111	44.022	136	33.587	183		10	2:01.315	38.266	182	37.605	191	45.444	58	218
2	1:50.637	41.636	173	37.994	188	31.007	187	165	11	2:56.910	1:48.636	175	38.041	202	30.233	188	
3	1:47.447	40.042	177	36.973	199	30.432	187	202	12	1:43.580	39.043	180	35.014	214	29.523	188	213
4	1:45.433	39.336	180	36.162	203	29.935	188	207	13	1:41.225	38.289	181	33.847	216	29.089	189	219
5	1:44.232	38.986	181	35.574	206	29.672	188	205	14	1:40.271	38.078	182	33.497	215	28.696	189	220
6	2:09.590	40.391	168	39.465	160	49.734	58	215	15	2:02.492	38.008	180	35.036	123	49.448	59	220
7	20:39.859	19:30.782	142	38.204	158	30.873	187		16	10:57.416	9:40.794	146	43.220	156	33.402	153	
8	1:43.628	39.017	180	35.181	211	29.430	186	208	17	2:14.685	45.233	127	39.830	185	49.622	55	173
9	1:42.444	38.611	180	34.658	215	29.175	189	212									

55 Schreier, DEU / Maassen, NLD

theoretical besttime: 1:40.873

1	2:55.606	1:43.974	166	39.589	192	32.043	181		10	1:42.713	38.766	178	34.653	211	29.294	184	208
2	1:51.235	41.653	173	38.707	204	30.875	183	193	11	1:58.271	38.638	178	34.476	211	45.157	58	214
3	1:47.707	40.220	177	36.872	205	30.615	182	210	12	3:57.196	2:52.103	177	35.373	209	29.720	186	
4	1:47.579	39.842	177	36.535	194	31.202	183	204	13	1:42.416	39.285	176	34.190	212	28.941	187	217
5	1:45.685	39.462	178	36.450	208	29.773	185	205	14	1:40.899	38.441	178	33.554	213	28.904	187	218
6	2:10.123	39.611	177	37.822	190	52.690	44	211	15	2:05.660	38.415	180	33.368	203	53.877	49	218
7	19:36.661	18:30.458	175	36.174	209	30.029	183		16	10:42.209	9:37.059	176	35.214	196	29.936	186	
8	1:45.139	39.528	177	35.755	208	29.856	182	213	17	2:05.270	41.039	173	36.063	198	48.168	57	197
9	1:44.005	39.313	177	35.274	210	29.418	185	208									

63 Ineichen, CHE / Engelhart, DEU

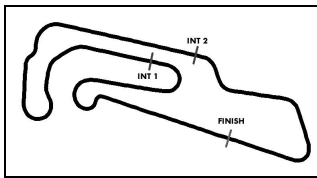
theoretical besttime: 1:40.189

1	2:27.524	1:15.039	157	39.115	186	33.370	187		10	2:00.190	55.118	183	35.347	216	29.725	191	
2	1:47.903	40.480	180	36.806	211	30.617	188	202	11	1:41.921	38.495	182	34.480	213	28.946	192	224
3	1:48.972	40.403	180	36.711	208	31.858	188	191	12	1:40.781	37.971	184	33.984	220	28.826	191	220
4	1:47.036	40.421	185	35.986	204	30.629	192	217	13	1:40.189	37.890	184	33.765	219	28.534	191	223
5	1:42.738	38.534	184	34.918	217	29.286	190	222	14	1:58.991	38.222	182	34.629	215	46.140	58	225
6	2:05.835	38.574	182	35.408	191	51.853	56	223	15	4:49.920	3:25.951	181	34.797	215	49.172	56	
7	6:19.280	4:53.211	178	36.199	190	49.870	52		16	11:31.196	10:25.983	180	35.854	215	29.359	188	
8	14:15.512	13:07.058	180	36.327	193	32.127	190		17	2:03.583	39.038	182	35.391	211	49.154	55	219
9	2:12.962	48.094	168	36.982	206	47.886	58	224									

66 Lindholm, FIN / Gies, DEU

theoretical besttime: 1:41.497

1	9:08.397	7:54.935	117	41.382	152	32.080	184		7	1:43.830	38.878	179	35.184	210	29.768	189	216
2	2:15.805	43.645	170	39.470	144	52.690	47	183	8	1:43.716	38.362	179	35.880	213	29.474	187	222
3	6:31.954	5:01.673	145	40.189	166	50.092	57		9	1:41.722	38.282	180	34.406	214	29.034	188	221
4	14:23.028	13:10.451	170	40.033	145	32.544	184		10	1:59.410	38.474	181	34.181	215	46.755	58	221
5	1:57.767	49.028	131	36.969	213	31.770	186	208	11	3:46.161	2:37.405	177	38.788	206	29.968	185	
6	1:46.907	39.502	179	35.411	214	31.994	187	214	12	2:23.155	49.933	128	43.216	172	50.006	58	213



ADAC GT Masters

Sector List Free Practice 1



Provisional

Motorsportarena Oschersleben, Length: 3696m

Air temperature: 11.64°C

Track temperature: 11.18°C

Weather condition: Wet

DMSB Reg. Nr.: 93/16
Deutscher Motor Sport Bund e.V.

Friday, April 15, 2016 12:15:00

Lap	Time	SE1	SP1	SE2	SP2	SE3	SP3	TSP	Lap	Time	SE1	SP1	SE2	SP2	SE3	SP3	TSP
67 Zampieri, ITA / Niederhauser, CHE									theoretical besttime: 1:39.898								
1	4:09.776	2:53.433	123	43.875	175	32.468	185		9	1:41.606	38.190	180	34.409	214	29.007	186	220
2	1:49.884	42.107	175	37.340	208	30.437	185	194	10	1:59.850	38.223	178	34.461	215	47.166	59	219
3	1:45.584	40.021	178	35.567	212	29.996	187	191	11	5:48.146	4:44.902	178	34.300	204	28.944	187	
4	1:43.885	39.051	181	35.195	211	29.639	187	205	12	1:39.898	37.955	180	33.382	213	28.561	189	219
5	2:05.428	39.364	178	37.363	183	48.701	54	217	13	2:12.967	40.663	175	36.796	195	55.508	59	218
6	21:15.888	20:06.566	172	37.422	180	31.900	187		14	9:25.885	8:19.030	176	35.780	213	31.075	186	
7	1:42.967	38.944	178	34.561	208	29.462	187	210	15	2:02.507	38.342	181	34.616	214	49.549	59	215
8	1:42.569	38.692	181	34.539	215	29.338	186	216									

69 Assenheimer, DEU / Schwager, DEU									theoretical besttime: 1:40.621								
1	3:11.724	1:53.503	157	44.499	177	33.722	181		9	1:43.246	38.692	182	34.774	217	29.780	191	215
2	1:51.866	42.726	170	37.526	202	31.614	185	182	10	1:41.966	38.056	182	34.538	215	29.372	190	217
3	1:47.973	40.877	173	36.501	211	30.595	188	199	11	1:41.590	38.049	185	34.308	218	29.233	190	219
4	1:47.403	39.925	175	36.737	209	30.741	188	205	12	1:40.909	37.721	185	34.125	217	29.063	189	220
5	1:45.748	39.431	176	35.884	212	30.433	189	209	13	1:57.684	37.864	184	33.837	219	45.983	58	221
6	2:09.955	44.180	161	37.678	179	48.097	58	154	14	3:55.367	2:46.570	179	37.791	133	31.006	187	
7	20:27.504	19:20.657	175	36.556	202	30.291	188		15	2:11.966	41.862	109	37.696	209	52.408	58	204
8	1:44.843	39.807	176	35.201	214	29.835	190	205									

77 Gounon, FRA / Keilwitz, DEU									theoretical besttime: 1:40.782								
1	2:52.753	1:42.289	171	38.645	196	31.819	183		9	1:42.534	38.944	181	34.479	214	29.111	188	221
2	2:06.644	42.205	174	36.793	208	47.646	58	176	10	1:42.050	38.478	182	34.345	214	29.227	189	221
3	5:55.056	4:31.420	177	35.960	211	47.676	58		11	1:59.169	38.482	182	34.779	214	45.908	58	220
4	6:10.626	4:47.693	176	35.725	210	47.208	58		12	4:10.154	3:07.850	182	33.625	216	28.679	189	
5	15:15.161	14:08.009	180	36.985	212	30.167	187		13	2:06.331	38.222	180	38.822	159	49.287	52	221
6	1:45.180	40.515	179	35.106	213	29.559	188	196	14	9:58.399	8:53.848	176	34.882	209	29.669	189	
7	1:43.027	38.994	181	34.655	213	29.378	189	215	15	2:05.569	39.005	181	35.268	206	51.296	48	207
8	1:43.188	39.041	175	34.764	213	29.383	190	217									

99 Renauer, DEU / Ragginger, AUT									theoretical besttime: 1:40.599								
1	3:32.950	2:05.357	173	39.367	204	48.226	59		10	1:44.121	38.308	183	35.095	189	30.718	191	217
2	2:17.742	1:09.396	177	37.137	206	31.209	187		11	1:41.677	38.317	181	34.197	217	29.163	192	222
3	1:46.525	40.068	181	36.262	211	30.195	188	221	12	1:41.067	38.219	180	33.781	218	29.067	190	221
4	1:45.386	39.719	178	35.662	214	30.005	190	214	13	1:40.643	37.751	185	33.786	216	29.106	191	222
5	2:04.432	39.377	171	36.255	209	48.800	59	222	14	1:58.348	37.991	184	34.180	217	46.177	59	223
6	6:03.712	4:39.378	178	37.457	210	46.877	59		15	3:47.044	2:19.748	181	35.792	180	51.504	44	
7	15:04.402	13:52.299	176	40.011	210	32.092	188		16	10:40.546	9:32.911	177	35.532	210	32.103	190	
8	1:43.935	38.825	181	35.119	215	29.991	190	222	17	2:03.269	38.738	183	35.613	194	48.918	57	204
9	1:43.927	38.680	183	35.172	216	30.075	191	222									