

# ADAC GT Masters

## Result List Race 1



Provisional

**DMSB** Reg. Nr.: 117/16

Amended  
30.4.2016 - 14:58

Sachsenring, Length: 3645m

Air temperature: 20.1°C

Track temperature: 25.13°C

Weather condition: Dry

Saturday, April 30, 2016 13:15:00

started : 31      classified : 27      not classified : 4

	Drivers	Team	Car	Laps	Total Time	Gap	Kph	Lap	Time	Kph
1	1 S.Asch(DEU)/L.Ludwig(DEU)	Team Zakspeed(DEU)	Mercedes-AMG GT3	41	1:02:14.208		143.7	24	1:21.343	161.3
2	29 C.De Phillippi(USA)(J)/C.Mies(DEU)	MontaplastbyLand-Motorsport(DEU)	Audi R8 LMS	41	1:02:16.356	2.148	143.7	25	1:21.598	160.8
3	25 D.Dobitsch(AUT)/E.Sandström(SWE)	kfzteile24 - APR Motorsport(DEU)	Audi R8 LMS	41	1:02:23.399	9.191	143.5	37	1:21.843	160.3
4	77 J.Gounon(FRA)(J)/D.Keilwitz(DEU)	Callaway Competition(DEU)	Corvette C7 GT3	41	1:02:24.046	9.838	143.3	15	1:21.347	161.3
5	8 F.Hamprecht(DEU)(J)/G.Smith(GBR)	Bentley Team Abt(DEU)	Bentley Continental GT3	41	1:02:28.020	13.812	143.3	31	1:22.095	159.8
6	15 M.Winkelhock(DEU)/M.Pommer(DEU)	Phoenix Racing(DEU)	Audi R8 LMS	41	1:02:34.724	20.516	142.9	17	1:21.592	160.8
7	16 L.Stolz(DEU)(J)/G.Tweraser(AUT)	GRT Grasser-Racing-Team(AUT)	LamborghiniHuracanGT3	41	1:02:36.521	22.313	142.8	6	1:20.783	162.4
8	17 D.Jahn(DEU)/K.Bachler(AUT)	KÜS TEAM75 Bernhard(DEU)	Porsche 911 GT3 R	41	1:02:43.060	28.852	142.8	18	1:22.009	160.0
9	50 P.Geipel(DEU)/R.Frey(CHE)	YACO Racing(DEU)	Audi R8 LMS	41	1:02:44.025	29.817	142.6	17	1:22.119	159.7
10	32 F.Spengler(DEU)/E.Zonzini(SMR)(J)	Bonaldi Motorsport S.r.L.(ITA)	LamborghiniHuracanGT3	41	1:02:46.228	32.020	142.7	19	1:22.855	158.3
11	55 L.Schreier(DEU)(J)/X.Maassen(NLD)	Aust Motorsport(DEU)	Audi R8 LMS	41	1:02:46.907	32.699	142.5	6	1:22.079	159.8
12	63 R.Ineichen(CHE)(T)/C.Engelhart(DEU)	GRT Grasser-Racing-Team(AUT)	LamborghiniHuracanGT3	41	1:02:47.223	33.015	142.7	31	1:22.364	159.3
13	33 C.Frankenhouout(NLD)/C.Haase(DEU)	Car Collection Motorsport(DEU)	Audi R8 LMS	41	1:02:47.801	33.593	142.5	18	1:22.255	159.5
14	28 P.Hoevenaars(NLD)(J)/M.Basseng(DEU)	MontaplastbyLand-Motorsport(DEU)	Audi R8 LMS	41	1:02:48.461	34.253	142.6	15	1:22.479	159.0
15	5 N.Siedler(AUT)/J.van Lagen(NLD)	HB Racing WDS Bau(AUT)	LamborghiniHuracanGT3	41	1:02:48.946	34.738	142.7	18	1:22.475	159.1
16	36 M.Dienst(DEU)(J)/C.Zanella(CHE)	bigFM Racing Team Schütz Motorsport(	Porsche 911 GT3 R	41	1:02:49.411	35.203	142.7	26	1:22.709	158.6
17	24 F.Stoll(DEU)/L.Vanthoor(BEL)	kfzteile24 - APR Motorsport(DEU)	Audi R8 LMS	41	1:02:49.776	35.568	142.6	36	1:22.167	159.6
18	13 R.Lips(CHE)(T)/S.Barth(DEU)	RWT - Racing team(DEU)	Corvette Z06.R GT3	41	1:02:50.203	35.995	142.6	36	1:22.616	158.8
19	69 P.Assenheimer(DEU)(J)/D.Schwager(DEU)	Callaway Competition(DEU)	Corvette C7 GT3	41	1:02:50.883	36.675	142.5	17	1:21.747	160.5
20	9 A.Weishaupt(DEU)(T)/J.Lee Pepper(ZAF)(J)	Bentley Team Abt(DEU)	Bentley Continental GT3	41	1:02:51.581	37.373	142.7	18	1:22.271	159.4
21	20 J.Krohn(FIN)/L.Deletraz(CHE)	Schubert Motorsport(DEU)	BMW M6 GT3	41	1:02:52.053	37.845	142.7	16	1:21.982	160.0
22	6 E.Erhart(DEU)/K.Snoeks(NLD)	HB Racing WDS Bau(AUT)	LamborghiniHuracanGT3	41	1:02:58.017	43.809	142.3	36	1:23.121	157.8
23	44 M.Ahlin-Kottulinsky(SWE)(J)/M.Bononomi(ITA)	Aust Motorsport(DEU)	Audi R8 LMS	41	1:03:00.063	45.855	142.3	35	1:22.563	158.9
24	34 I.Tutumlu Lopez(ESP)/K.van der Linde(ZAF)	Car Collection Motorsport(DEU)	Audi R8 LMS	41	1:03:00.451	46.243	142.1	37	1:22.001	160.0
25	21 N.Rogivue(CHE)(J)/N.Sylvest(DNK)	Team Zakspeed(DEU)	Mercedes-AMG GT3	41	1:03:17.545	1:03.337	142.8	35	1:22.030	159.9
26	66 E.Lindholm(DEU)(J)/A.Gies(DEU)(J)	ADACNSAAtemptoRacing Team(DEL)	LamborghiniHuracanGT3	40	1:02:20.338	1LAPS	140.2	19	1:22.938	158.2
27	7 C.Jöns(DEU)/D.Abt(DEU)	Bentley Team Abt(DEU)	Bentley Continental GT3	40	1:02:31.602	1LAPS	142.9	15	1:21.746	160.5
<b>Not classified</b>										
99	R.Renauer(DEU)/M.Ragginger(AUT)	Precote Herberth Motorsport(DEU)	Porsche 911 GT3 R	20	37:49.060	21 LAP	114.1	7	1:22.406	159.2
3	P.Kujala(FIN)(J)/M.Pavlovic(SRB)	Bonaldi Motorsport S.r.L.(ITA)	LamborghiniHuracanGT3	10	16:10.706	31 LAP	133.3	7	1:22.123	159.7
67	D.Zampieri(CHE)/P.Niederhauser(CHE)	ADACNSAAtemptoRacing Team(DEL)	LamborghiniHuracanGT3	6	9:39.260	35 LAP	134.2	5	1:23.925	156.3
22	S.Feige(DEU)(T)/B.Schothorst(NLD)	MRS GT-Racing(DEU)	Nissan GT-RNISMOGT3	1	1:33.325	40 LAP		0		

*Fastest lap of the race. Car 16 driver Luca Stolz on lap 6. Time 1:20.783, average speed 162.4 km/h.*

Following stewards decision no. 51 drive trough penalty in exchange a time penalty of 30 seconds for car no. 21

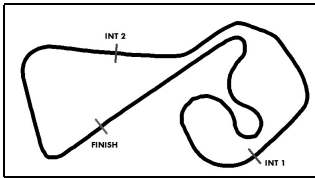
**Subject to final scrutineering!**

Publications Time:

Clerk of the course:

Time Keeping:





# ADAC GT Masters

## Lap Chart Race 1

Provisional



Sachsenring, Length: 3645 m

Saturday 30.April 2016 13:15

LapCha	1	2	3	4	5	6	7	8	9	10	11	12	13	14	15	16	17	18	19	20	21	22	23	24	25	26	27	28	29	30	31	32	33	34	35	36	37	38	39	40	41	42	43	44	45					
LAP 35	1	29	25	77	8	16	15	32	50	33	17	55	63	28	5	36	21	24	13	20	69	9	6	44	34	66	7'																							
LAP 36	1	29	25	77	8	15	16	32	50	17	55	33	63	28	5	21	36	24	13	20	69	9	6	44	34	66	7'																							
LAP 37	1	29	25	77	8	15	16	50	32	17	55	63	33	28	21	5	36	24	13	69	9	20	6	44	34	66	7'																							
LAP 38	1	29	25	77	8	15	16	50	17	32	55	63	21	33	28	5	36	24	13	69	9	20	6	44	34	66	7'																							
LAP 39	1	29	25	77	8	15	16	50	17	32	55	63	21	33	28	5	36	24	13	69	9	20	6	44	34	66'	7'																							
LAP 40	1	29	25	77	8	15	16	17	50	32	55	63	21	33	28	5	36	24	13	69	9	20	6	44	34	66'	7'																							
LAP 41	1	29	25	77	8	15	16	17	50	32	55	63	21	33	28	5	36	24	13	69	9	20	6	44	34																									

.. - PIT STOP ' - LAP BEHIND







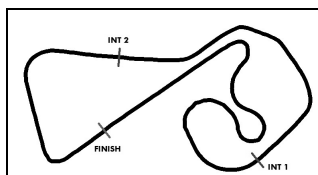












# ADAC GT Masters

## Sector List Race 1



Provisional

Sachsenring, Length: 3645m

Air temperature: 20.1°C

Track temperature: 25.13°C

Weather condition: Dry

DMSB Reg. Nr.: 117/16

Saturday, April 30, 2016 13:15:00

Lap	Time	SE1	SP1	SE2	SP2	SE3	SP3	TSP	Lap	Time	SE1	SP1	SE2	SP2	SE3	SP3	TSP
8	1:27.289	44.596		19.394		23.299	148	213	29	1:23.373	42.746		18.725		21.902	164	216
9	1:55.387	54.603		27.847		32.937	98	163	30	1:24.714	43.544		19.435		21.735	164	217
10	1:54.325	54.910		28.328		31.087	162	166	31	1:22.710	42.683		18.232		21.795	163	215
11	1:34.227	43.226		22.791		28.210	144	213	32	1:26.180	42.858		18.382		24.940		216
12	1:49.916	51.008		27.387		31.521	102	196	33	1:38.360	58.230		18.421		21.709	166	
13	1:52.398	56.515		25.746		30.137	164	147	34	1:22.636	42.609		18.114		21.913	165	214
14	1:22.992	43.037		18.337		21.618	164	212	35	1:22.444	42.515		18.133		21.796	166	216
15	1:28.683	42.887		22.935		22.861	160	214	36	1:22.479	42.531		18.137		21.811	166	216
16	1:27.187	43.176		18.914		25.097		213	37	<b>1:22.001</b>	<b>42.277</b>		18.132		21.592	166	216
17	2:27.609	1:47.483		18.485		21.641	166		38	1:22.184	42.508		<b>18.039</b>		21.637	166	216
18	1:23.515	42.498		18.780		22.237	165	214	39	1:22.082	42.450		18.048		<b>21.584</b>	<b>166</b>	216
19	1:26.739	42.699		20.065		23.975	160	215	40	1:22.278	42.491		18.173		21.614	166	216
20	1:57.636	44.535		33.561		39.540	126	211	41	1:22.892	42.826		18.215		21.851	163	216
21	1:51.235	1:04.109		24.768		22.358	164	111									

### 36 Dienst, DEU / Zanella, CHE

theoretical besttime: 1:22.181

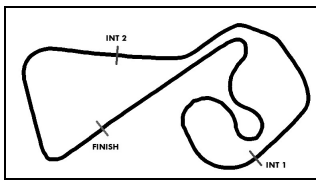
1	1:33.516	50.659		19.998		22.859	165	201	22	1:24.263	43.561		18.808		21.894	166	216
2	1:32.683	44.097		19.903		28.683	67	219	23	1:37.707	43.193		23.923		30.591	168	216
3	1:56.772	56.056		28.710		32.006	105	192	24	1:25.051	43.906		18.630		22.515	163	221
4	1:49.540	54.621		27.343		27.576	168	174	25	1:24.033	43.553		18.545		21.935	167	216
5	1:22.974	42.691		18.636		21.647	167	219	26	<b>1:22.709</b>	42.768		18.286		21.655	169	220
6	1:23.508	43.022		18.301		22.185	163	219	27	1:22.934	42.865		18.338		21.731	166	220
7	1:22.915	42.610		18.416		21.889	168	218	28	1:23.365	42.875		18.489		22.001	167	219
8	1:27.005	43.291		21.141		22.573	168	222	29	1:24.311	42.959		19.107		22.245	166	219
9	1:56.034	54.538		27.840		33.656	97	185	30	1:23.869	43.209		18.942		21.718	167	219
10	1:51.446	54.269		27.300		29.877	169	155	31	1:22.748	42.739		<b>18.269</b>		21.740	167	220
11	1:35.003	43.376		24.571		27.056	165	222	32	1:22.867	42.807		18.323		21.737	167	220
12	1:49.882	50.860		27.238		31.784	93	155	33	1:23.106	42.765		18.312		22.029	165	220
13	1:51.029	56.534		25.285		29.210	170	167	34	1:22.855	42.878		18.348		21.629	168	219
14	1:23.966	43.372		18.911		21.683	170	222	35	1:22.986	42.952		18.348		21.686	167	221
15	1:22.911	42.651		18.583		21.677	171	222	36	1:23.605	42.949		18.339		22.317	163	219
16	1:22.749	<b>42.412</b>		18.472		21.865	168	222	37	1:23.369	43.381		18.488		<b>21.500</b>	<b>168</b>	217
17	1:23.426	42.716		18.357		22.353	169	219	38	1:23.838	43.388		18.567		21.883	167	222
18	1:23.005	42.982		18.403		21.620	164	220	39	1:23.526	43.270		18.594		21.662	167	<b>223</b>
19	1:26.309	42.726		18.515		25.068		219	40	1:23.542	43.143		18.642		21.757	167	222
20	3:07.581	1:53.584		34.405		39.592	102		41	1:23.714	43.291		18.758		21.665	166	220
21	1:42.759	1:00.590		19.078		23.091	164	133									

### 44 Ahlin-Kottulinsky, SWE / Bonanomi, ITA

theoretical besttime: 1:22.492

1	1:32.811	50.193		19.948		22.670	163	193	22	1:23.691	42.988		18.879		21.824	162	214
2	1:32.492	44.096		19.688		28.708	73	216	23	1:23.810	43.104		18.848		21.858	165	213
3	1:56.829	56.385		28.770		31.674	105	188	24	1:23.326	42.656		18.631		22.039	164	215
4	1:50.138	54.906		27.414		27.818	163	175	25	1:24.016	43.581		18.618		21.817	165	215
5	1:26.562	45.198		19.319		22.045	163	216	26	1:23.732	42.820		18.667		22.245	163	217
6	1:24.759	43.577		19.030		22.152	163	214	27	1:23.624	43.055		18.703		21.866	165	215
7	1:24.627	43.421		19.068		22.138	164	215	28	1:22.885	42.736		18.349		21.800	164	216
8	1:25.670	43.300		19.458		22.912	165	216	29	1:25.248	43.402		19.888		21.958	165	217
9	1:54.007	52.444		27.574		33.989	84	194	30	1:23.042	42.674		18.542		21.826	165	216
10	1:50.919	53.990		27.253		29.676	165	141	31	1:23.002	42.717		18.501		21.784	164	216
11	1:37.511	43.834		26.111		27.566	163	217	32	1:23.130	42.856		18.538		21.736	165	216
12	1:49.337	50.167		26.495		32.675	88	215	33	1:23.029	42.857		18.361		21.811	164	216
13	1:50.694	56.249		24.971		29.474	164	150	34	1:24.229	43.129		18.534		22.566	165	216
14	1:24.784	43.755		18.961		22.068	165	216	35	<b>1:22.563</b>	42.551		<b>18.321</b>		<b>21.691</b>	<b>164</b>	216
15	1:24.789	43.349		19.333		22.107	165	217	36	1:23.684	43.045		18.827		21.812	165	216
16	1:30.932	43.456		19.136		28.340		217	37	1:22.764	<b>42.480</b>		18.416		21.868	165	217
17	2:28.819	1:47.683		18.980		22.156	165		38	1:23.532	42.999		18.599		21.934	165	216
18	1:24.386	43.261		19.020		22.105	163	216	39	1:23.395	42.932		18.544		21.919	164	216
19	1:26.764	43.461		20.378		22.925	158	214	40	1:23.236	42.846		18.587		21.803	166	216
20	1:52.006	43.995		28.625		39.386	124	213	41	1:24.651	43.804		18.840		22.007	164	<b>218</b>
21	2:00.638	1:03.166		34.036		23.436	162	117									





# ADAC GT Masters

## Sector List Race 1

Provisional



Sachsenring, Length: 3645m

Air temperature: 20.1°C

Track temperature: 25.13°C

Weather condition: Dry

**DMSB** Reg. Nr.: 117/16

Saturday, April 30, 2016 13:15:00

Lap	Time	SE1	SP1	SE2	SP2	SE3	SP3	TSP	Lap	Time	SE1	SP1	SE2	SP2	SE3	SP3	TSP
16	1:26.567	42.821		18.808		24.938		222	37	1:23.815	43.556		18.571		21.688	169	223
17	2:27.398	1:47.325		18.528		21.545	168		38	1:23.628	43.393		18.511		21.724	169	222
18	1:22.502	<b>42.549</b>		18.477		21.476	169	219	39	1:23.984	43.672		18.579		21.733	169	221
19	1:22.654	42.702		18.459		21.493	168	219	40	1:23.221	42.989		18.503		21.729	168	222
20	2:04.387	50.529		34.590		39.268	106	220	41	1:23.916	43.674		18.549		21.693	169	220
21	1:39.620	59.513		18.485		21.622	169	133									

### 66 Lindholm, DEU / Gies, DEU

**theoretical besttime: 1:22.938**

1	1:31.530	49.516		19.196		22.818	162	197	21	2:43.759	1:59.166		19.936		24.657	157	
2	1:33.000	44.533		19.818		28.649	78	217	22	1:25.743	44.372		19.050		22.321	167	214
3	1:57.006	56.463		28.828		31.715	107	193	23	2:07.479	55.222		38.207		34.050	168	219
4	1:50.121	55.113		27.416		27.592	167	165	24	1:25.839	44.047		19.126		22.666	167	220
5	1:24.898	43.262		18.755		22.881	153	220	25	1:30.483	45.651		21.898		22.934	161	220
6	1:24.393	43.777		18.739		21.877	167	212	26	1:31.717	45.008		19.254		27.455		217
7	1:24.440	43.610		18.742		22.088	166	220	27	1:41.614	1:00.471		19.006		22.137	168	
8	1:27.126	44.040		19.504		23.582	164	219	28	1:24.388	43.512		18.804		22.072	168	218
9	1:54.922	53.189		27.639		34.094	85	182	29	1:24.511	43.436		18.933		22.142	166	219
10	1:50.657	53.841		27.376		29.440	166	140	30	1:24.277	43.628		18.787		21.862	167	219
11	1:37.446	43.967		26.249		27.230	163	219	31	1:24.018	43.282		18.706		22.030	169	219
12	1:49.563	50.427		26.596		32.540	90	191	32	1:24.216	43.433		18.768		22.015	168	220
13	1:50.692	56.406		24.944		29.342	168	154	33	1:23.696	43.260		18.638		21.798	168	219
14	1:23.768	43.015		18.751		22.002	166	<b>220</b>	34	1:24.058	43.211		18.787		22.060	168	219
15	1:24.799	43.655		18.991		22.153	166	219	35	1:23.770	43.262		18.686		21.822	169	219
16	1:24.519	43.445		19.240		21.834	168	220	36	1:23.855	43.367		18.759		21.729	168	220
17	1:24.469	43.349		19.007		22.113	165	219	37	1:30.867	45.026		22.626		23.215	166	218
18	1:23.526	42.987		18.723		21.816	168	218	38	1:25.357	44.163		19.224		21.970	168	219
19	<b>1:22.938</b>	<b>42.888</b>		<b>18.453</b>		<b>21.597</b>	166	219	39	1:28.333	45.821		19.276		23.236	166	219
20	1:27.371	43.337		18.856		25.178		217	40	1:25.174	44.028		18.946		22.200	165	219

### 67 Zampieri, CHE / Niederhauser, CHE

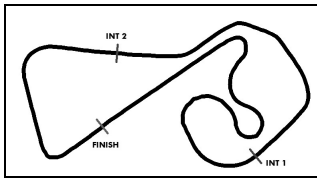
**theoretical besttime: 1:23.781**

1	1:30.394	48.325		19.279		22.790	157	193	5	<b>1:23.925</b>	<b>43.087</b>		18.934		<b>21.904</b>	<b>166</b>	<b>219</b>
2	1:32.453	44.730		19.568		28.155	78	213	6	1:24.825	43.333		<b>18.790</b>		22.702	164	218
3	1:57.713	57.068		28.871		31.774	95	173	7		43.460		18.799				217
4	1:49.950	55.262		27.303		27.385	168	152									

### 69 Assenheimer, DEU / Schwager, DEU

**theoretical besttime: 1:21.548**

1	1:30.095	47.979		19.159		22.957	160		22	1:39.673	43.354		24.710		31.609	115	223
2	1:28.874	43.188		18.347		27.339	62	217	23	2:18.716	1:04.746		38.532		35.438	170	122
3	1:57.267	57.587		29.311		30.369	87	193	24	1:22.658	42.813		18.333		21.512	172	223
4	1:51.998	55.915		28.202		27.881	172	143	25	1:22.591	42.725		18.361		21.505	171	223
5	1:23.588	42.859		19.214		21.515	173	225	26	1:26.055	42.701		18.367		24.987		224
6	1:22.795	42.515		18.525		21.755	170	225	27	1:38.898	58.987		18.408		21.503	170	
7	1:23.100	43.305					172	223	28	1:23.204	42.842		18.466		21.896	173	223
8	1:26.228	43.292		19.428		23.508	162	226	29	1:22.837	43.000		18.346		21.491	171	224
9	1:55.248	54.764		27.678		32.806	97	154	30	1:22.466	42.516		18.431		21.519	172	225
10	1:54.284	55.048		28.370		30.866	171	177	31	1:22.718	42.754		18.367		21.597	169	225
11	1:33.826	43.385		22.839		27.602	151	223	32	1:22.643	42.609		18.502		21.532	170	225
12	1:50.075	51.578		27.442		31.055	104	197	33	1:22.528	42.578		18.380		21.570	167	225
13	1:52.579	56.667		26.088		29.824	173	144	34	1:22.447	42.598		18.295		21.554	171	222
14	1:22.965	42.960		18.299		21.706	171	225	35	1:22.649	42.703		18.299		21.647	171	225
15	1:22.225	42.669		18.243		<b>21.313</b>	173	225	36	1:23.247	43.138		18.516		21.593	170	224
16	1:22.702	42.740		18.140		21.822	171	226	37	1:23.980	43.256		18.775		21.949	170	225
17	<b>1:21.747</b>	<b>42.257</b>		<b>17.978</b>		21.512	171	226	38	1:22.826	42.791		18.441		21.594	170	225
18	1:22.881	42.950		18.255		21.676	172	224	39	1:23.005	42.832		18.499		21.674	171	226
19	1:23.391	42.708		18.068		22.615	170	224	40	1:22.988	42.769		18.529		21.690	171	225
20	1:26.318	42.510		18.240		25.568		221	41	1:23.286	42.742		18.737		21.807	171	<b>227</b>
21	2:29.282	1:48.128		18.808		22.346	170										



# ADAC GT Masters

## Sector List Race 1

Provisional



Sachsenring, Length: 3645m

Air temperature: 20.1°C

Track temperature: 25.13°C

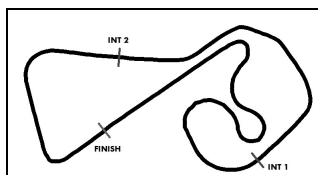
Weather condition: Dry

**DMSB** Reg. Nr.: 117/16

Saturday, April 30, 2016 13:15:00

Lap	Time	SE1	SP1	SE2	SP2	SE3	SP3	TSP	Lap	Time	SE1	SP1	SE2	SP2	SE3	SP3	TSP
<b>77</b> Gounon, FRA / Keilwitz, DEU									<b>theoretical besttime: 1:21.325</b>								
1	1:22.708	43.005		18.330		21.373	173	184	22	1:33.047	44.520		18.693		29.834	130	215
2	1:23.823	42.392		<b>17.887</b>		23.544	136	221	23	2:17.585	1:04.514		38.457		34.614	172	130
3	1:57.573	59.395		28.406		29.772	135	163	24	1:23.357	43.068		18.389		21.900	173	220
4	1:58.043	57.597		27.976		32.470	171	193	25	1:23.851	43.388		18.462		22.001	174	224
5	1:21.729	42.521		17.933		21.275	173	222	26	1:22.067	42.509		17.999		21.559	174	220
6	1:21.751	42.307		17.991		21.453	173	222	27	1:22.070	42.461		18.013		21.596	172	223
7	1:21.772	42.307		18.006		21.459	172	220	28	1:22.663	42.835		18.110		21.718	170	223
8	1:24.756	42.601		17.925		24.230	107	221	29	1:22.061	42.503		18.091		21.467	173	223
9	1:56.900	57.675		28.393		30.832	126	183	30	1:22.311	42.540		18.096		21.675	173	225
10	1:59.025	56.400		28.177		34.448	171	196	31	1:22.433	42.748		18.052		21.633	173	225
11	1:28.241	42.787		21.059		24.395	170	220	32	1:22.456	42.844		18.154		21.458	173	222
12	1:52.392	54.059		27.896		30.437	133	217	33	1:22.392	42.717		18.022		21.653	172	225
13	1:55.394	56.528		27.747		31.119	170	197	34	1:22.077	42.573		17.958		21.546	173	222
14	1:21.563	42.283		17.966		21.314	173	223	35	1:22.069	42.471		18.030		21.568	174	224
15	<b>1:21.347</b>	<b>42.229</b>		17.909		<b>21.209</b>	172	221	36	1:22.304	42.628		18.101		21.575	175	224
16	1:25.063	42.294		18.250		24.519		223	37	1:22.014	42.398		18.005		21.611	174	<b>226</b>
17	2:27.539	1:48.010		18.087		21.442	173		38	1:21.990	42.399					174	225
18	1:22.097	42.498		18.128		21.471	173	222	39	1:22.404	42.885		18.086		21.433	172	225
19	1:21.931	42.362		17.989		21.580	172	220	40	1:21.881	42.480		17.901		21.500	172	224
20	1:42.226	56.974		22.424		22.828	168	220	41	1:22.394	42.898		17.953		21.543	172	223
21	1:24.747	43.546		18.743		22.458	171	219									

Lap	Time	SE1	SP1	SE2	SP2	SE3	SP3	TSP	Lap	Time	SE1	SP1	SE2	SP2	SE3	SP3	TSP
<b>99</b> Renauer, DEU / Ragginger, AUT									<b>theoretical besttime: 1:22.316</b>								
1	1:25.843	45.585		18.731		21.527	170	190	11	1:30.579	43.357		21.672		25.550	166	219
2	1:26.207	42.614		18.369		25.224	116	217	12	1:51.254	53.008		27.973		30.273	98	196
3	1:57.970	59.260		28.491		30.219	94	166	13	1:54.245	56.728		27.112		30.405	168	167
4	1:54.714	56.729		28.021		29.964	170	193	14	1:22.426	42.528		18.373		<b>21.525</b>	<b>170</b>	221
5	1:24.460	43.547		18.741		22.172	168	219	15	1:22.514	<b>42.456</b>		18.358		21.700	168	220
6	1:23.067	42.995		18.469		21.603	170		16	1:23.179	43.104		18.465		21.610	169	218
7	<b>1:22.406</b>	42.492		<b>18.335</b>		21.579	168	218	17	1:22.862	42.810		18.341		21.711	168	220
8	1:24.532	42.190		18.791		23.551	110	<b>221</b>	18	1:23.078	42.861		18.369		21.848	169	218
9	1:56.137	56.610		28.025		31.502	121	124	19	5:52.964	42.656		18.404		4:51.904		220
10	1:56.451	55.503		28.571		32.377	166	182	20	3:34.172	2:19.382		37.756		37.034		



# ADAC GT Masters

## Pit Stops Race 1

Provisional



Sachsenring, Length: 3645m

Air temperature: 20.1°C

Track temperature: 25.13°C

Weather condition: Dry

**DMSB** Reg. Nr.: 117/16

Saturday, April 30, 2016 13:15:00

Nr	Driver in	Day time in	Time in	Driver out	Day time out	Time out	Nett Time
77	Jules Gounon	13:38:29.392	25:31.468	Jules Gounon	13:39:37.038	26:39.114	1:07.646
33	Christiaan Frankenhout	13:38:36.384	25:38.460	Christiaan Frankenhout	13:39:43.642	26:45.718	1:07.258
17	David Jahn	13:38:39.954	25:42.030	Klaus Bachler	13:39:45.422	26:47.498	1:05.468
63	Rolf Ineichen	13:38:41.685	25:43.761	Rolf Ineichen	13:39:48.026	26:50.102	1:06.341
21	Nikolaj Rogivue	13:38:44.610	25:46.686	Nikolaj Rogivue	13:39:51.094	26:53.170	1:06.484
34	Isaac Tutumlu Lopez	13:38:46.887	25:48.963	Isaac Tutumlu Lopez	13:39:53.764	26:55.840	1:06.877
13	Remo Lips	13:38:47.813	25:49.889	Remo Lips	13:39:54.179	26:56.255	1:06.366
24	Florian Stoll	13:38:48.894	25:50.970	Laurens Vanthoor	13:39:54.909	26:56.985	1:06.015
44	Marco Bonanomi	13:38:54.176	25:56.252	Marco Bonanomi	13:40:00.418	27:02.494	1:06.242
9	Andreas Weishaupt	13:39:00.311	26:02.387	Jordan Lee Pepper	13:40:07.020	27:09.096	1:06.709
6	Elia Erhart	13:40:13.799	27:15.875	Elia Erhart	13:41:22.985	28:25.061	1:09.186
15	Markus Winkelhock	13:41:16.737	28:18.813	Markus Winkelhock	13:42:23.207	29:25.283	1:06.470
55	Lukas Schreier	13:41:21.515	28:23.591	Xavier Maassen	13:42:28.219	29:30.295	1:06.704
28	Peter Hoevernaars	13:41:26.472	28:28.548	Peter Hoevernaars	13:42:31.945	29:34.021	1:05.473
20	Jesse Krohn	13:41:28.347	28:30.423	Jesse Krohn	13:42:36.289	29:38.365	1:07.942
50	Philip Geipel	13:42:43.820	29:45.896	Rahel Frey	13:43:49.170	30:51.246	1:05.350
36	Marvin Dienst	13:42:51.988	29:54.064	Marvin Dienst	13:43:57.603	30:59.679	1:05.615
5	Norbert Siedler	13:42:57.089	29:59.165	Jaap van Lagen	13:44:03.512	31:05.588	1:06.423
1	Sebastian Asch	13:44:00.772	31:02.848	Sebastian Asch	13:45:06.638	32:08.714	1:05.866
29	Connor De Phillippi	13:44:06.572	31:08.648	Connor De Phillippi	13:45:12.439	32:14.515	1:05.867
7	Christer Jöns	13:44:08.498	31:10.574	Christer Jöns	13:45:14.337	32:16.413	1:05.839
69	Patrick Assenheimer	13:44:09.492	31:11.568	Dominik Schwager	13:45:15.762	32:17.838	1:06.270
8	Fabian Hamprecht	13:44:10.242	31:12.318	Guy Smith	13:45:21.654	32:23.730	1:11.412
25	Daniel Dobitsch	13:44:11.271	31:13.347	Daniel Dobitsch	13:45:16.842	32:18.918	1:05.571
32	Florian Spengler	13:44:17.260	31:19.336	Florian Spengler	13:45:27.738	32:29.814	1:10.478
66	Emil Lindholm	13:44:24.452	31:26.528	Emil Lindholm	13:45:37.802	32:39.878	1:13.350
16	Luca Stolz	13:45:58.304	33:00.380	Gerhard Tweraser	13:47:04.872	34:06.948	1:06.568
99	Robert Renauer	13:47:12.163	34:14.239	Martin Ragginger	13:48:37.824	35:39.900	1:25.661
99	Martin Ragginger	13:50:46.358	37:48.434				
69	Dominik Schwager	13:54:48.472	41:50.548	Dominik Schwager	13:55:06.534	42:08.610	18.062
66	Andre Gies	13:55:09.518	42:11.594	Andre Gies	13:55:27.364	42:29.440	17.846
34	Kelvin van der Linde	14:03:20.413	50:22.489	Kelvin van der Linde	14:03:38.189	50:40.265	17.776