

ADAC GT Masters

Result List Qualifying 1



Provisional

DMSB Reg. Nr.: 117/16

Amended
30.4.2016 - 11:31

Sachsenring, Length: 3645m

Air temperature: 16.35°C

Track temperature: 15.9°C

Weather condition: Dry

Saturday, April 30, 2016 9:20:00

started : 29 classified : 28 not classified : 1

	Drivers	Team	Car	Lap	Best Time	Gap	Diff	Kph	Day Time
1	16 L.Stolz(DEU)(J)/G.Tweraser(AUT)	GRT Grasser-Racing-Team(AUT)	LamborghiniHuracanGT3	8	1:19.570			164.9	9:48:22
2	1 S.Asch(DEU)/L.Ludwig(DEU)	Team Zakspeed(DEU)	Mercedes-AMG GT3	7	1:19.629	0.059	0.059	164.7	9:46:01
3	7 C.Jöns(DEU)/D.Abt(DEU)	Bentley Team Abt(DEU)	Bentley Continental GT3	6	1:19.749	0.179	0.120	164.5	9:48:50
4	3 P.Kujala(FIN)(J)/M.Pavlovic(SRB)	Bonaldi Motorsport S.r.L(ITA)	LamborghiniHuracanGT3	4	1:19.779	0.209	0.030	164.4	9:35:08
5	77 J.Gounon(FRA)(J)/D.Keilwitz(DEU)	Callaway Competition(DEU)	Corvette C7 GT3	6	1:19.945	0.375	0.166	164.1	9:36:06
6	55 L.Schreier(DEU)(J)/X.Maassen(NLD)	Aust Motorsport(DEU)	Audi R8 LMS	5	1:20.011	0.441	0.066	164.0	9:38:30
7	15 M.Winkelhock(DEU)/M.Pommer(DEU)	Phoenix Racing(DEU)	Audi R8 LMS	6	1:20.047	0.477	0.036	163.9	9:35:22
8	29 C.De Phillippi(USA)(J)/C.Mies(DEU)	MontaplastbyLand-Motorsport(DEU)	Audi R8 LMS	10	1:20.063	0.493	0.016	163.8	9:46:25
9	50 P.Geipel(DEU)/R.Frey(CHE)	YACO Racing(DEU)	Audi R8 LMS	12	1:20.155	0.585	0.092	163.7	9:47:26
10	63 R.Ineichen(CHE)(T)/C.Engelhart(DEU)	GRT Grasser-Racing-Team(AUT)	LamborghiniHuracanGT3	9	1:20.218	0.648	0.063	163.5	9:48:18
11	99 R.Renauer(DEU)/M.Ragginger(AUT)	Precote Herberth Motorsport(DEU)	Porsche 911 GT3 R	6	1:20.304	0.734	0.086	163.4	9:46:03
12	5 N.Siedler(AUT)/J.van Lagen(NLD)	HB Racing WDS Bau(AUT)	LamborghiniHuracanGT3	7	1:20.335	0.765	0.031	163.3	9:45:52
13	8 F.Hamprecht(DEU)(J)/G.Smith(GBR)	Bentley Team Abt(DEU)	Bentley Continental GT3	7	1:20.470	0.900	0.135	163.0	9:48:58
14	17 D.Jahn(DEU)/K.Bachler(AUT)	KÜS TEAM75 Bernhard(DEU)	Porsche 911 GT3 R	8	1:20.646	1.076	0.176	162.7	9:47:05
15	28 P.Hoevenaars(NLD)(J)/M.Basseng(DEU)	MontaplastbyLand-Motorsport(DEU)	Audi R8 LMS	12	1:20.669	1.099	0.023	162.6	9:46:29
16	33 C.Frankenhou(NLD)/C.Haase(DEU)	Car Collection Motorsport(DEU)	Audi R8 LMS	9	1:20.684	1.114	0.015	162.6	9:47:16
17	69 P.Assenheimer(DEU)(J)/D.Schwager(DEU)	Callaway Competition(DEU)	Corvette C7 GT3	5	1:20.688	1.118	0.004	162.6	9:34:31
18	25 D.Dobitsch(AUT)/E.Sandström(SWE)	kfzteile24 - APR Motorsport(DEU)	Audi R8 LMS	4	1:20.740	1.170	0.052	162.5	9:38:56
19	32 F.Spengler(DEU)/E.Zonzini(SMR)(J)	Bonaldi Motorsport S.r.L(ITA)	LamborghiniHuracanGT3	3	1:20.783	1.213	0.043	162.4	9:33:28
20	34 I.Tutumlu Lopez(ESP)/K.van der Linde(ZAF)	Car Collection Motorsport(DEU)	Audi R8 LMS	9	1:20.930	1.360	0.147	162.1	9:47:19
21	24 F.Stoll(DEU)/L.Vanthoor(BEL)	kfzteile24 - APR Motorsport(DEU)	Audi R8 LMS	7	1:21.235	1.665	0.305	161.5	9:46:42
22	6 E.Erhart(DEU)/K.Snoeks(NLD)	HB Racing WDS Bau(AUT)	LamborghiniHuracanGT3	6	1:21.523	1.953	0.288	160.9	9:37:20
23	67 D.Zampieri(CHE)/P.Niederhauser(CHE)	ADACNSAAttemptoRacing Team(DEL)	LamborghiniHuracanGT3	8	1:21.627	2.057	0.104	160.7	9:46:35
24	13 R.Lips(CHE)(T)/S.Barth(DEU)	RWT - Racing team(DEU)	Corvette Z06.R GT3	5	1:21.733	2.163	0.106	160.5	9:38:21
25	66 E.Lindholm(DEU)(J)/A.Gies(DEU)(J)	ADACNSAAttemptoRacing Team(DEL)	LamborghiniHuracanGT3	9	1:22.056	2.486	0.323	159.9	9:47:29
26	44 M.Ahlin-Kottulinsky(SWE)(J)/M.Bonanomi(ITA)	Aust Motorsport(DEU)	Audi R8 LMS	6	1:22.757	3.187	0.701	158.5	9:38:19
27	9 A.Weishaupt(DEU)(T)/J.Lee Pepper(ZAF)(J)	Bentley Team Abt(DEU)	Bentley Continental GT3	7	1:22.897	3.327	0.140	158.2	9:36:51
28	22 S.Feige(DEU)(T)/B.Schothorst(NLD)	MRS GT-Racing(DEU)	Nissan GT-RNISMOGT3	13	1:24.637	5.067	1.740	155.0	9:49:11

Not classified

21 N.Rogivue(CHE)(J)/N.Sylvest(DNK) Team Zakspeed(DEU) Mercedes-AMG GT3

Excluded

20 J.Krohn(FIN)/L.Deletraz(CHE) Schubert Motorsport(DEU) BMW M6 GT3
36 M.Dienst(DEU)(J)/C.Zanella(CHE) bigFMRacingTeamSchützMotorsport(l) Porsche 911 GT3 R

Following race director decision, cancellation of the best lap time cars no. 17, 66 , 5

Following race director decision, cancellation of all laps after the pit stop for car no. 55

Following stewards decision no. 39 exclusion for car no. 36 with permission to start back of the grid

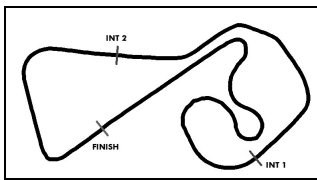
Following stewards decision no. 40 exclusion for car no. 20 with permission to start back of the grid

Subject to final scrutineering!

Publications Time:

Clerk of the course:

Time Keeping:



ADAC GT Masters

Sector List Qualifying 1

Provisional



Sachsenring, Length: 3645m

Air temperature: 16.35°C

Track temperature: 15.9°C

Weather condition: Dry

DMSB Reg. Nr.: 117/16

Saturday, April 30, 2016 9:20:00

Lap	Time	SE1	SP1	SE2	SP2	SE3	SP3	TSP	Lap	Time	SE1	SP1	SE2	SP2	SE3	SP3	TSP
1	Asch, DEU / Ludwig, DEU								theoretical besttime: 1:19.399								
1	8:03.824	7:12.974		24.950		25.900	158		5	1:28.694	41.025		17.661		30.008		224
2	1:37.973	47.303		23.722		26.948	169	169	6	4:43.863	3:58.102		20.322		25.439	173	
3	1:26.844	46.238		19.198		21.408	173	221	7	1:19.629	41.255		17.579		20.795	174	223
4	1:20.294	41.288		17.954		21.052	173	222	8	1:25.717	41.636		18.417		25.664		224

3	Kujala, FIN / Pavlovic, SRB								theoretical besttime: 1:19.658								
1	4:49.014	3:56.678		24.469		27.867	113		5	1:20.032	41.314		17.654		21.064	166	219
2	1:38.301	51.905		22.782		23.614	168	146	6	1:25.158	44.906		18.490		21.762	169	218
3	1:20.846	42.140		17.692		21.014	168	218	7	1:20.182	41.377		17.648		21.157	167	219
4	1:19.779	41.435		17.548		20.796	168	219	8	2:00.305	56.016		28.940		35.349		200

5	Siedler, AUT / van Lagen, NLD								theoretical besttime: 1:20.326								
1	6:46.659	5:49.152		26.029		31.478	161		5	1:36.921	47.679		21.986		27.256		218
2	1:35.454	48.386		20.096		26.972	169	216	6	4:27.916	3:48.344		18.327		21.245	170	
3	1:20.640	41.906		17.818		20.916	170	221	7	1:20.335	41.592		17.823		20.920	169	221
4	1:20.296	41.590		17.738		20.968	170	223	8	1:25.033	41.643		17.883		25.507		221
4	1:23.587	41.664		18.336		23.587	168	222									

6	Erhart, DEU / Snoeks, NLD								theoretical besttime: 1:21.523								
1	4:04.500	3:17.692		22.378		24.430	165		8	1:31.229	43.870		20.127		27.232		221
2	1:27.149	45.548		19.411		22.190	168	214	9	4:39.606	3:56.571		21.065		21.970	170	
3	1:23.277	42.878		18.497		21.902	167	219	10	1:22.955	42.837		18.446		21.672	170	222
4	1:41.608	47.661		28.152		25.795	170	219	11	1:22.685	42.975		18.229		21.481	168	222
5	1:22.337	42.498		18.444		21.395	170	222	12	1:22.817	42.423		18.800		21.594	169	222
6	1:21.523	42.037		18.167		21.319	170	222	13	1:50.313	46.425		23.358		40.530		219
7	1:22.067	42.219		18.180		21.668	170	220									

7	Jöns, DEU / Abt, DEU								theoretical besttime: 1:19.749								
1	13:12.643	12:29.081		19.751		23.811	170		5	1:21.737	41.706		18.078		21.953	171	226
2	1:59.803	55.208		27.661		36.934		222	6	1:19.749	41.256		17.496		20.997	171	225
3	3:32.639	2:51.779		19.104		21.756	171		7	1:53.093	45.661		28.287		39.145		225
4	1:23.898	42.069		18.610		23.219	174	225									

8	Hamprecht, DEU / Smith, GBR								theoretical besttime: 1:20.267								
1	11:59.939	11:14.820		22.209		22.910	168		5	1:20.599	41.712		17.770		21.117	173	226
2	1:22.013	42.830		17.966		21.217	171	225	6	1:20.549	41.665		17.764		21.120	171	227
3	1:58.091	50.183		30.243		37.665		226	7	1:20.470	41.868		17.706		20.896	172	226
4	3:35.995	2:48.360		23.795		23.840	172		8	1:50.007	44.262		24.661		41.084		226

9	Weishaupt, DEU / Lee Pepper, ZAF								theoretical besttime: 1:22.387								
1	2:14.056	1:23.573		23.333		27.150	165		6	1:23.039	42.601		18.782		21.656	170	225
2	1:39.404	52.324		23.485		23.595	170	162	7	1:22.897	42.756		18.461		21.680	170	225
3	1:23.729	43.059		18.830		21.840	171	224	8	1:22.993	42.517		18.762		21.714	171	225
4	1:23.924	42.378		19.010		22.536	172	225	9	1:35.028	43.315		19.506		32.207		224
5	1:23.673	42.270		19.519		21.884	171	225									

13	Lips, CHE / Barth, DEU								theoretical besttime: 1:21.637								
1	6:43.370	5:51.280		24.816		27.274	132		6	1:32.522	42.184		18.354		31.984		226
2	1:31.964	48.392		21.015		22.557	173	202	7	4:51.615	4:07.208		19.674		24.733	175	
3	1:22.427	42.429		18.495		21.503	170	228	8	1:23.751	42.376		18.559		22.816	176	229
4	1:21.973	42.392		18.153		21.428	173	226	9	1:29.383	42.306		18.743		28.334		231
5	1:21.733	42.280		18.092		21.361	171	228	10	2:24.019	1:33.642		22.118		28.259		



ADAC GT Masters

Sector List Qualifying 1

Provisional



Sachsenring, Length: 3645m

Air temperature: 16.35°C

Track temperature: 15.9°C

Weather condition: Dry

DMSB Reg. Nr.: 117/16

Saturday, April 30, 2016 9:20:00

Lap	Time	SE1	SP1	SE2	SP2	SE3	SP3	TSP	Lap	Time	SE1	SP1	SE2	SP2	SE3	SP3	TSP
15	Winkelhock, DEU / Pommer, DEU								theoretical besttime: 1:19.756								
1	2:25.430	1:41.221		21.502		22.707	163		6	1:20.047	41.413		17.787		20.847	169	220
2	1:26.261	44.588		19.903		21.770	169	215	7	1:27.258	42.572		18.497		26.189	170	219
3	1:20.257	41.787		17.548		20.922	168	218	8	1:23.282	41.606		18.807		22.869	169	219
4	1:27.856	42.510		18.862		26.484	170	217	9	1:31.823	41.697		17.812		32.314		219
5	1:22.473	41.361		19.723		21.389	169	219									

16	Stolz, DEU / Tweraser, AUT								theoretical besttime: 1:19.458								
1	9:21.508	8:37.212		21.045		23.251	165		6	4:19.913	3:39.556		18.995		21.362	171	
2	1:21.619	42.856		17.814		20.949	171	217	7	1:19.748	41.319		17.648		20.781	172	221
3	1:19.889	41.540		17.479		20.870	171	221	8	1:19.570	41.382		17.520		20.668	171	222
4	1:19.606	41.347		17.471		20.788	171	221	9	1:30.955	42.106		19.587		29.262		221
5	1:59.875	52.536		29.333		38.006		221									

17	Jahn, DEU / Bachler, AUT								theoretical besttime: 1:20.424								
1	2:21.391	1:33.681		22.225		25.485	163		7	3:52.177	3:13.324		17.729		21.124	172	
2	1:36.134	48.051		23.267		24.816	168	206	8	4:20.356	41.295		17.884		21.177	173	222
3	1:24.039	42.377		19.605		22.057	169	220	8	1:20.646	41.571		17.884		21.191	172	223
4	1:57.657	42.676		22.707		52.274		219	9	1:20.933	41.817		17.919		21.197	172	224
5	5:32.431	4:45.845		21.350		25.236	170		10	1:28.244	41.891		18.503		27.850		223
6	1:40.257	45.970		23.395		30.892		221									

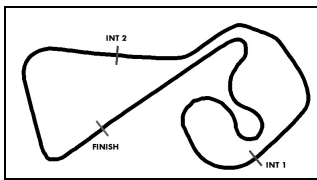
20	Krohn, FIN / Deletraz, CHE								theoretical besttime: 1:19.572								
1	4:27.567	3:42.455		21.589		23.523	160		6	1:25.486	42.329		18.371		24.786		221
2	1:26.578	45.177		18.993		22.408	173	217	7	10:12.022	9:32.500		18.504		21.018	168	
3	1:19.954	41.498		17.588		20.868	168	225	8	1:20.533	41.679		17.647		21.207	171	222
4	1:19.975	41.256		17.535		21.184	168	223	9	1:54.057	46.039		27.712		40.306		223
5	1:19.915	41.484		17.448		20.983	167	225									

21	Rogivue, CHE / Sylvest, DNK								theoretical besttime:								
1	3:12.334	1:45.951		25.910		1:00.473											

22	Feige, DEU / Schothorst, NLD								theoretical besttime: 1:24.015								
1	2:24.574	1:33.560		24.012		27.002	159		8	1:26.306	43.750		19.810		22.746	169	222
2	1:37.647	49.364		22.674		25.609	166	214	9	1:41.636	45.512		24.351		31.773		221
3	1:25.683	44.416		18.770		22.497	166	222	10	4:32.064	3:48.674		20.484		22.906	168	
4	1:26.529	44.655		19.404		22.470	169	222	11	1:25.035	43.786		18.820		22.429	164	221
5	1:31.125	47.963		20.294		22.868	168	220	12	1:24.839	43.841		19.024		21.974	168	221
6	1:26.334	43.841		20.205		22.288	168	224	13	1:24.637	43.596		18.652		22.389	167	223
7	1:24.926	43.389		19.200		22.337	167	224	14	1:47.559	51.989		24.034		31.536		224

24	Stoll, DEU / Vanthoor, BEL								theoretical besttime: 1:20.812								
1	8:34.276	7:47.466		21.843		24.967	153		6	4:53.969	4:14.787		17.881		21.301	168	
2	1:28.381	46.119		19.155		23.107	167	208	7	1:21.235	41.794		18.016		21.425	168	218
3	1:21.758	42.716		17.852		21.190	169	218	8	1:21.746	42.395		17.947		21.404	169	218
4	1:21.244	41.770		18.248		21.226	169	219	9	1:30.166	42.030		18.005		30.131		219
5	1:40.982	44.352		23.211		33.419		218									

25	Dobitsch, AUT / Sandström, SWE								theoretical besttime: 1:20.261								
1	8:48.452	8:05.303		20.783		22.366	167		5	1:40.763	45.261		24.055		31.447		217
2	1:22.429	43.220		18.030		21.179	166	213	6	7:18.829	6:39.255		17.991		21.583	165	
3	1:24.184	41.787		17.664		24.733	168	216	7	1:20.581	41.625		17.497		21.459	167	216
4	1:20.740	41.762		17.839		21.139	168	218	8	1:54.788	54.134		24.987		35.667		217



ADAC GT Masters

Sector List Qualifying 1

Provisional



Sachsenring, Length: 3645m

Air temperature: 16.35°C

Track temperature: 15.9°C

Weather condition: Dry

DMSB Reg. Nr.: 117/16

Saturday, April 30, 2016 9:20:00

Lap	Time	SE1	SP1	SE2	SP2	SE3	SP3	TSP	Lap	Time	SE1	SP1	SE2	SP2	SE3	SP3	TSP
28	Hoevenaars, NLD / Basseng, DEU								theoretical besttime: 1:20.568								
1	2:05.006	1:08.952		27.993		28.061	136		9	1:20.734	41.688		17.938		21.108	168	218
2	1:33.024	48.774		20.253		23.997	165	162	10	1:59.517	52.576		28.566		38.375		199
3	1:26.110	45.978		18.663		21.469	167	203	11	3:43.483	3:00.015		19.920		23.548	167	
4	1:25.015	43.275		19.582		22.158	168	216	12	1:20.669	41.768		17.876		21.025	168	218
5	1:23.411	43.745		18.510		21.156	170	219	13	1:20.929	41.843		17.908		21.178	168	218
6	1:20.839	41.812		17.905		21.122	168	220	14	1:28.853	42.347		22.299		24.207	166	220
7	1:22.236	42.480		18.752		21.004	168	219	15	1:54.411	55.070		26.090		33.251		175
8	1:28.654	41.788		20.995		25.871	166	219									

29	De Phillippi, USA / Mies, DEU								theoretical besttime: 1:19.941								
1	4:59.115	4:13.473		21.603		24.039	166		8	1:58.729	52.158		30.203		36.368		219
2	1:29.356	47.504		20.016		21.836	169	196	9	3:47.536	3:00.798		21.811		24.927	170	
3	1:23.434	43.392		18.669		21.373	171	220	10	1:20.063	41.419		17.615		21.029	167	220
4	1:20.124	41.506		17.704		20.914	170	221	11	1:23.748	41.559		18.055		24.134	169	219
5	1:20.165	41.494		17.764		20.907	171	221	12	1:22.409	41.715		18.505		22.189	167	221
6	1:26.375	42.808		20.957		22.610	170	221	13	1:50.581	53.509		24.375		32.697		216
7	1:20.465	41.556		17.850		21.059	168	220									

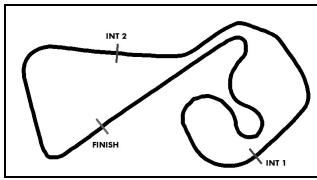
32	Spengler, DEU / Zonzini, SMR								theoretical besttime: 1:20.571								
1	4:37.311	3:50.479		22.471		24.361	160		5	1:21.022	41.744		17.956		21.322	166	224
2	1:30.261	42.906		19.975		27.380	166	214	6	1:25.715	41.746		18.152		25.817	139	221
3	1:20.783	41.956		17.731		21.096	177	220	7	1:46.497	53.501		25.502		27.494		180
4	2:49.449	2:07.977		19.660		21.812	178	173									

33	Frankenhout, NLD / Haase, DEU								theoretical besttime: 1:20.673								
1	1:54.035	1:02.794		25.362		25.879	155		7	3:18.083	2:36.398		18.551		23.134	167	
2	1:40.858	49.308		22.429		29.121		206	8	1:20.817	41.611		17.918		21.288	168	217
3	6:52.340	6:09.608		19.597		23.135	163		9	1:20.684	41.622		17.905		21.157	168	219
4	1:27.660	46.483		18.940		22.237	168	175	10	1:25.867	44.208		19.625		22.034	168	219
5	1:20.898	41.799		17.984		21.115	169	218	11	1:38.908	43.015		25.479		30.414		218
6	2:00.202	54.782		29.178		36.242		160									

34	Tutumlu Lopez, ESP / van der Linde, ZAF								theoretical besttime: 1:20.930								
1	1:55.656	1:03.809		27.054		24.793	157		7	4:03.226	3:19.334		20.156		23.736	167	
2	1:40.344	48.253		23.037		29.054		202	8	1:21.855	42.129		18.384		21.342	166	215
3	6:32.839	5:32.657		22.307		37.875	160		9	1:20.930	41.871		17.910		21.149	167	215
4	1:22.282	42.616		18.366		21.300	166	212	10	1:29.823	44.029		20.405		25.389	165	216
5	1:21.295	41.966		18.139		21.190	166	215	11	1:44.870	45.016		27.574		32.280		216
6	1:41.089	46.269		24.728		30.092		216									

36	Dienst, DEU / Zanella, CHE								theoretical besttime: 1:21.084								
1	11:19.866	10:31.668		23.875		24.323	143		5	1:24.245	41.705		18.343		24.197	175	224
2	1:29.709	45.585		20.247		23.877	171	202	6	1:21.127	41.748		18.045		21.334	169	224
3	1:41.191	46.808		24.133		30.250		222	7	1:23.502	41.852		18.530		23.120	172	222
4	4:24.008	3:39.896		21.802		22.310	173		8	1:50.273	49.185		24.863		36.225		224

44	Ahlin-Kottulinsky, SWE / Bonanomi, ITA								theoretical besttime: 1:22.245								
1	4:45.009	3:46.461		29.292		29.256	149		7	1:33.371	42.600		18.615		32.156		219
2	1:48.926	58.094		25.016		25.816	165	136	8	4:54.951	4:11.340		20.118		23.493	167	
3	1:33.526	46.536		23.532		23.458	168	216	9	1:22.903	43.115		18.200		21.588	168	217
4	1:25.379	43.918		19.212		22.249	167	218	10	1:23.946	42.746		18.804		22.396	166	219
5	1:23.696	43.007		18.672		22.017	168	218	11	1:30.131	46.113		21.326		22.692	167	218
6	1:22.757	42.457		18.497		21.803	168	219	12	1:51.637	48.882		25.051		37.704		218



ADAC GT Masters



Sector List Qualifying 1

Provisional

DMSB Reg. Nr.: 117/16

Sachsenring, Length: 3645m

Air temperature: 16.35°C

Track temperature: 15.9°C

Weather condition: Dry

Saturday, April 30, 2016 9:20:00

Lap	Time	SE1	SP1	SE2	SP2	SE3	SP3	TSP	Lap	Time	SE1	SP1	SE2	SP2	SE3	SP3	TSP
50	Geipel, DEU / Frey, CHE								theoretical besttime: 1:19.935								
1	2:13.090	1:19.351		25.142		28.597	161		8	1:24.527	41.643		17.779		25.105	160	220
2	1:47.919	52.633		30.061		25.225	169	154	9	1:40.838	44.620		25.094		31.124		207
3	1:21.983	42.492		18.125		21.366	167	218	10	4:54.535	4:09.676		20.480		24.379	170	
4	1:20.879	41.733		18.061		21.085	169	218	11	1:21.593	41.968		18.034		21.591	169	219
5	1:20.311	41.387		17.844		21.080	169	217	12	1:20.155	41.607		17.572		20.976	168	219
6	1:20.323	41.524		17.703		21.096	170	219	13	1:25.486	41.908		18.224		25.354		219
7	1:20.319	41.538		17.703		21.078	170	219									

55	Schreier, DEU / Maassen, NLD								theoretical besttime: 1:20.011								
1	6:47.583	5:55.688		24.149		27.746	160		5	1:20.011	41.516		17.580		20.915	168	219
2	1:35.350	48.729		20.757		25.864	166	213	6	4:18.123	3:25.634		23.424		29.065		219
3	1:24.038	44.583		18.316		21.139	169	216	7		6:09.050		17.823				218
4	1:22.934	41.649		19.754		21.531	168	219									

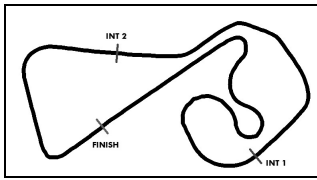
63	Ineichen, CHE / Engelhart, DEU								theoretical besttime: 1:20.218								
1	6:52.075	5:58.205		26.338		27.532	166		6	1:47.990	51.320		25.406		31.264		224
2	1:39.243	50.134		20.220		28.889		158	7	4:41.731	4:02.330		18.158		21.243	174	
3	1:53.637	1:11.063		20.129		22.445	173		8	1:20.693	41.660		18.021		21.012	174	224
4	1:21.115	41.902		18.037		21.176	172	223	9	1:20.218	41.650		17.708		20.860	175	225
5	1:21.452	42.107		18.274		21.071	172	223	10	1:27.577	41.731		17.889		27.957		225

66	Lindholm, DEU / Gies, DEU								theoretical besttime: 1:21.418								
1	3:33.538	2:31.862		28.241		33.435	134		6	1:25.280	42.312		18.398		24.570		222
2	1:32.723	51.789		19.238		21.696	168	204	7	6:40.834	5:53.256		22.577		25.001	169	
3	1:23.772	43.112		19.073		21.587	169	221	8	1:23.248	42.285		18.469		22.494	170	222
4	1:23.387	43.138		18.862		21.387	169	222	9	1:22.056	42.294		18.341		21.421	172	223
5	1:22.235	41.935		18.235		22.065	169	223	10	1:22.162	42.101		18.096		21.965	170	223
6	1:21.959	41.955		18.425		21.579	169	222	11	1:53.255	46.140		27.916		39.199		222

67	Zampieri, CHE / Niederhauser, CHE								theoretical besttime: 1:21.323								
1	6:52.788	6:07.055		21.397		24.336	162		6	1:33.259	45.581		21.019		26.659		219
2	1:26.825	43.651		18.914		24.260	168	204	7	5:04.878	4:18.830		18.660		27.388	168	
3	1:28.931	48.338		19.262		21.331	169	220	8	1:21.627	42.061		18.147		21.419	167	220
4	1:24.238	42.016		18.439		23.783	168	221	9	1:21.709	42.287		18.050		21.372	166	219
5	1:22.526	41.942		18.718		21.866	165	221	10	1:31.872	44.488		20.278		27.106		220

69	Assenheimer, DEU / Schwager, DEU								theoretical besttime: 1:20.213								
1	2:46.653	1:50.150		27.197		29.306	115		7	1:24.459	41.704		17.994		24.761		227
2	1:39.156	54.390		21.797		22.969	171	167	8	2:23.228	1:35.529		18.980		28.719		
3	1:23.691	43.618		18.644		21.429	175	223	9	5:08.737	4:23.729		19.403		25.605	164	
4	1:21.199	41.542		18.322		21.335	174	226	10	1:25.985	46.662		18.003		21.320	174	187
5	1:20.688	41.345		17.940		21.403	174	226	11	1:21.094	41.982		17.709		21.403	175	226
6	1:20.852	41.681		17.812		21.359	174	226	12		41.740		17.548				228

77	Gounon, FRA / Keilwitz, DEU								theoretical besttime: 1:19.865								
1	2:56.124	2:06.539		23.029		26.556	142		7	1:24.267	41.379		17.733		25.155		225
2	1:35.892	50.306		22.281		23.305	167	178	8	7:55.699	7:14.712		18.126		22.861	176	
3	1:27.951	43.583		18.419		25.949	176	222	9	1:20.595	41.508		17.959		21.128	173	225
4	1:20.326	41.547					174	225	10	1:20.471	41.619		17.597		21.255	175	225
5	1:25.756	42.209		17.573		25.974	174	225	11	1:34.787	44.449		20.557		29.781		227
6	1:19.945	41.360		17.653		20.932	174	225									



ADAC GT Masters

Sector List Qualifying 1

Provisional



Sachsenring, Length: 3645m

Air temperature: 16.35°C

Track temperature: 15.9°C

Weather condition: Dry

DMSB Reg. Nr.: 117/16

Saturday, April 30, 2016 9:20:00

Lap	Time	SE1	SP1	SE2	SP2	SE3	SP3	TSP	Lap	Time	SE1	SP1	SE2	SP2	SE3	SP3	TSP
99 Renauer, DEU / Ragginger, AUT									theoretical besttime: 1:20.230								
1	9:11.146	8:24.907		22.485		23.754	165		6	1:20.304	41.424		18.015		20.865	175	223
2	1:29.584	44.544		20.412		24.628	171	219	7	1:21.962	41.500		17.941		22.521	171	224
3	1:27.848	42.877		18.231		26.740	174	223	8	1:20.616	41.502		17.956		21.158	170	223
4	1:30.127	41.790		18.311		30.026		222	9	1:35.883	42.169		22.692		31.022		221
5	5:04.410	4:17.661		21.104		25.645	173										



ADAC GT Masters

Start Grid Race 1

Provisional



Sachsenring, Length: 3645m

DMSB Reg. Nr.: 117/16

Saturday, April 30, 2016 13:15:00

1 Team Zakspeed Sebastian Asch/ Luca Ludwig	1:19.629
77 Callaway Competition Jules Gounon/ Daniel Keilwitz	1:19.945
15 Phoenix Racing Markus Winkelhock/ Markus Pommer	1:20.047
29 Montaplast by Land-Motorsport Connor De Phillippi/ Christopher Mies	1:20.063
63 GRT Grasser-Racing-Team Rolf Ineichen/ Christian Engelhart	1:20.218
5 HB Racing WDS Bau Norbert Siedler/ Jaap van Lagen	1:20.335
17 KÜS TEAM75 Bernhard David Jahn/ Klaus Bachler	1:20.646
33 Car Collection Motorsport Christiaan Frankenhou/ Christopher Ha	1:20.684
25 kfzteile24 - APR Motorsport Daniel Dobitsch/ Edward Sandström	1:20.740
34 Car Collection Motorsport Isaac Tutumlu Lopez/ Kelvin van der Lin	1:20.930
6 HB Racing WDS Bau Elia Erhart/ Kelvin Snoeks	1:21.523
13 RWT - Racing team Remo Lips/ Sven Barth	1:21.733
44 Aust Motorsport Mikaela Ahlin-Kottulinsky/ Marco Bonanc	1:22.757
22 MRS GT-Racing Steve Feige/ Bas Schothorst	1:24.637
36 bigFM Racing Team Schütz Motor: Marvin Dienst/ Christopher Zanella	

1
2
3
4
5
6
7
8
9
10
11
12
13
14
15
16

POLE POSITION

16 GRT Grasser-Racing-Team Luca Stolz/ Gerhard Tweraser	1:19.570
7 Bentley Team Abt Christer Jöns/ Daniel Abt	1:19.749
55 Aust Motorsport Lukas Schreier/ Xavier Maassen	1:20.011
3 Bonaldi Motorsport S.r.L Patrick Kujala/ Milos Pavlovic	1:19.779
50 YACO Racing Philip Geipel/ Rahel Frey	1:20.155
99 Precote Herberth Motorsport Robert Renauer/ Martin Ragginger	1:20.304
8 Bentley Team Abt Fabian Hamprecht/ Guy Smith	1:20.470
28 Montaplast by Land-Motorsport Peter Hoevenaars/ Marc Basseng	1:20.669
69 Callaway Competition Patrick Assenheimer/ Dominik Schwager	1:20.688
32 Bonaldi Motorsport S.r.L Florian Spengler/ Emanuele Zonzini	1:20.783
24 kfzteile24 - APR Motorsport Florian Stoll/ Laurens Vanthoor	1:21.235
67 ADAC NSA Attempto Racing Team Daniel Zampieri/ Patric Niederhauser	1:21.627
66 ADAC NSA Attempto Racing Team Emil Lindholm/ Andre Gies	1:22.056
9 Bentley Team Abt Andreas Weishaupt/ Jordan Lee Pepper	1:22.897
21 Team Zakspeed Nikolaj Rogjivue/ Nicolai Sylvest	
20 Schubert Motorsport Jesse Krohn/ Louis Deletraz	

Following stewards decision no. 97(Oschersleben) - drop of 3 grid positions for car no. 3
Following stewards decision no. 40 car no. 20 permission to start from the back of the grid
Following stewards decision no. 39 car no. 36 permission to start from the back of the grid

Publications Time:

Clerk of the course:

Time Keeping: