

## Autodromo do Estoril International GT Open Qualifying 1

### RESULTS

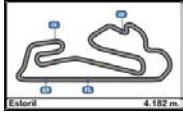
23/04/2016

Ord.	Nº	Entrant	Nat.	Driver	Nat.	St.	Driver 2	Nat.	St.	Vehicle	Cat.	Cla.	Laps	Best Time	Gap	Interval	Km/h	
1	27	Orange 1 Team Lazarus	ITA	Thomas Biagi	ITA	Gold	<u>Fabrizio Crestani</u>	ITA	Silver	Lamborghini Huracan GT3	GP	1º	10	9	1'37.269			154.779
2	22	Balfe Motorsport (Shaun Balfe)	GBR	Shaun Balfe	GBR	Bronze	<u>Phil Keen</u>	GBR	Silver	Ferrari 458 Italia GT3	GP	2º	5	2	1'37.592	0"323	0"323	154.267
3	2	RACE - BMW Team Teo Martin	ESP	Gustavo Yacaman	COL	Gold	<u>Fernando Monje</u>	ESP	Silver	BMW M6 GT3	GP	3º	9	8	1'37.693	0"424	0"101	154.107
4	59	Garage 59	GBR	Michael Benham	GBR	Bronze	<u>Duncan Tappy</u>	GBR	Gold	McLaren 650 S GT3	GP	4º	9	8	1'37.768	0"499	0"075	153.989
5	1	RACE - BMW Team Teo Martin	ESP	<u>Miguel Ramos</u>	PRT	Silver	Roldan Rodriguez	ESP	Silver	BMW M6 GT3	GP	5º	13	9	1'37.839	0"570	0"071	153.877
6	5	Drivex School	ESP	Andres Saravia	GTM	Silver	<u>Cesar Campanico</u>	PRT	Silver	Audi R8 LMS Ultra	GP	6º	13	8	1'38.670	1"401	0"831	152.581
7	99	Sports and You	PRT	Antonio Coimbra	PRT	Bronze	<u>Luis Silva</u>	PRT	Bronze	Mercedes AMG GT3	GA	1º	12	10	1'40.185	2"916	1"515	150.274
8	54	AF Corse	ITA	<u>Thomas Flohr</u>	CHE	Bronze	Francesco Castellacci	ITA	Silver	Ferrari 488 GT3	GP	7º	14	12	1'40.196	2"927	0"011	150.257
9	10	Radical Works Team (J. Abbott)	GBR	<u>James Abbott</u>	GBR	Silver	Colin Noble	GBR	Bronze	Radical RXC Turbo GT3	GP	8º	7	2	1'40.229	2"960	0"033	150.208
10	88	Garage 59	GBR	<u>Alexander West</u>	SWE	Bronze	Kevin Este	FRA	Platinum	McLaren 650 S GT3	GP	9º	8	7	1'40.643	3"374	0"414	149.590
11	15	V8 Racing	NLD	Diederik Sijthoff	NLD	Bronze	<u>Filipe Barreiros</u>	PRT	Bronze	Renault RS01 GT3	GA	2º	16	10	1'41.257	3"988	0"614	148.683
12	55	AF Corse	ITA	<u>Claudio Sdanewitsch</u>	DEU	Bronze	Stéphane Lémeret	BEL	Bronze	Ferrari 458 Italia GT3	GA	3º	11	10	1'42.035	4"766	0"778	147.549
13	34	TF Sport	GBR	Euan Hankey	GBR	Silver	<u>Salih Yoluc</u>	TUR	Bronze	Aston Martin Vantage GT3	GP	10º	3	3	1'42.498	5"229	0"463	146.883

Published at:.....

Track Status **DRY**

<b>Stewards:</b> 	<b>Race Director:</b> 	<b>Timekeeper:</b> 
----------------------	---------------------------	---



Autodromo do Estoril  
International GT Open  
Qualifying 1

LAP ANALYSIS

23/04/2016

Number	1			2			5			10			15			22		
Lap	Lap Time	Partial	Speed	Lap Time	Partial	Speed	Lap Time	Partial	Speed	Lap Time	Partial	Speed	Lap Time	Partial	Speed	Lap Time	Partial	Speed
1ª - 1	0'20.718	0'20.718	258.993	0'21.339	0'21.339	254.717	0'21.735	0'21.735	244.344	0'20.393	0'20.393	265.357	0'21.173	0'21.173	252.928	0'19.833	0'19.833	260.241
1ª - 2	1'09.703	0'48.985	Ramos	1'11.126	0'49.787	Monje	1'12.600	0'50.865	Campaniço	1'08.893	0'48.500	Abbott	1'10.879	0'49.706	Barreiros	1'07.233	0'47.400	Keen
1ª - 3	1'41.233	0'31.530		1'42.767	0'31.641		1'44.838	0'32.238		1'40.229	0'31.336		1'42.480	0'31.601		1'37.592	0'30.359	
2ª - 1	0'20.074	0'20.074	260.870	0'20.163	0'20.163	256.533	0'20.541	0'20.541	257.143	0'22.136	0'22.136	264.706	0'20.828	0'20.828	257.757	0'19.813	0'19.813	262.774
2ª - 2	1'08.359	0'48.285	Ramos	1'08.280	0'48.117	Monje	1'08.834	0'48.293	Campaniço	1'17.195	0'55.059	Abbott	1'09.790	0'48.962	Barreiros	1'07.009	0'47.196	Keen
2ª - 3	1'39.632	0'31.273		1'39.083	0'30.803		1'39.961	0'31.127		1'58.155	0'40.960	PIT	1'41.812	0'32.022		1'37.788	0'30.779	
3ª - 1	0'20.067	0'20.067	260.241	0'20.029	0'20.029	258.993	0'20.357	0'20.357	259.616	25'09.232	25'09.232	Abbott	0'20.991	0'20.991	257.143	0'22.336	0'22.336	255.320
3ª - 2	1'07.971	0'47.904	Ramos	1'07.453	0'47.424	Monje	1'08.410	0'48.053	Campaniço	25'59.720	0'50.488	Abbott	1'09.957	0'48.966	Barreiros	1'14.224	0'51.888	Keen
3ª - 3	1'39.062	0'31.091		1'38.057	0'30.604		1'39.578	0'31.168		26'31.706	0'31.986		1'42.148	0'32.191		1'56.927	0'42.703	PIT
4ª - 1	0'19.907	0'19.907	260.870	0'21.242	0'21.242	258.374	0'20.295	0'20.295	260.870	0'20.140	0'20.140	269.327	0'20.682	0'20.682	257.143	0'48.932	0'48.932	Keen
4ª - 2	1'07.949	0'48.042	Ramos	1'10.128	0'48.886	Monje	1'18.132	0'57.837	Campaniço	1'09.040	0'48.900	Abbott	1'09.523	0'48.841	Barreiros	1'44.117	0'55.185	Keen
4ª - 3	1'39.167	0'31.218		1'47.652	0'37.524	PIT	2'07.432	0'49.300	PIT	1'40.697	0'31.657		1'41.284	0'31.761		2'24.258	0'40.141	PIT
5ª - 1	0'20.020	0'20.020	260.241	30'50.753	30'50.753	Monje	2'101.453	2'101.453		0'20.259	0'20.259	268.657	0'20.819	0'20.819	258.374			
5ª - 2	1'08.372	0'48.352	Ramos	3'148.954	0'58.201	Monje	2'157.296	0'55.843	Campaniço	1'17.707	0'57.448	Abbott	1'23.225	1'02.406				
5ª - 3	1'51.119	0'42.747	PIT	3'221.836	0'32.882		2'229.806	0'32.510		1'50.465	0'32.758		2'07.345	0'44.120	PIT			
6ª - 1	2'202.960	2'202.960		0'21.507	0'21.507	256.533	0'21.939	0'21.939	217.742	0'20.567	0'20.567	269.327	15'42.367	15'42.367				
6ª - 2	2'259.424	0'56.464	Ramos	1'11.664	0'50.157	Monje	1'10.450	0'48.511	Campaniço	5'56.379	5'35.812	Abbott	16'34.048	0'51.681	Barreiros			
6ª - 3	2'31.984	0'32.560		1'42.444	0'30.780		1'41.682	0'31.232		6'47.270	0'50.891	PIT	17'06.437	0'32.389				
7ª - 1	0'19.955	0'19.955	259.616	0'19.777	0'19.777	258.993	0'20.052	0'20.052	260.241				0'21.208	0'21.208	259.616			
7ª - 2	1'07.629	0'47.674	Ramos	1'07.162	0'47.385	Monje	1'07.876	0'47.824	Campaniço				1'10.184	0'48.976	Barreiros			
7ª - 3	1'38.328	0'30.699		1'37.693	0'30.531		1'38.670	0'30.794					1'42.084	0'31.900				
8ª - 1	0'19.797	0'19.797	260.870	0'23.611	0'23.611	257.757	0'20.034	0'20.034	260.241				0'20.758	0'20.758	257.757			
8ª - 2	1'06.895	0'47.098	Ramos	1'22.129	0'58.518	Monje	1'07.833	0'47.999	Campaniço				1'09.919	0'49.161	Barreiros			
8ª - 3	1'37.839	0'30.944		2'12.339	0'50.210	PIT	1'38.835	0'31.002					1'41.587	0'31.668				
9ª - 1	0'19.821	0'19.821	260.870				0'21.520	0'21.520	260.241				0'20.674	0'20.674	258.993			
9ª - 2	1'07.440	0'47.619	Ramos				1'21.896	1'00.376	Campaniço				1'09.445	0'48.771	Barreiros			
9ª - 3	1'52.241	0'44.801	PIT				1'58.325	0'36.429					1'41.257	0'31.812				
10ª - 1	2'42.040	2'42.040					0'22.865	0'22.865	233.262				0'20.613	0'20.613	258.374			
10ª - 2	3'32.811	0'50.771	Ramos				1'14.093	0'51.228	Campaniço				1'09.452	0'48.839	Barreiros			
10ª - 3	4'04.445	0'31.634					1'45.684	0'31.591					1'41.695	0'32.243				
11ª - 1	0'19.983	0'19.983	259.616				0'20.005	0'20.005	258.993				0'20.798	0'20.798	258.374			
11ª - 2	1'07.691	0'47.708	Ramos				1'07.728	0'47.723	Campaniço				1'10.109	0'49.311	Barreiros			
11ª - 3	1'38.618	0'30.927					1'38.670	0'30.942					1'42.050	0'31.941				
12ª - 1	0'19.945	0'19.945	259.616				0'20.028	0'20.028	259.616				0'20.614	0'20.614	258.993			
12ª - 2	1'07.716	0'47.771	Ramos				1'16.615	0'56.587	Campaniço				1'14.438	0'53.824	Barreiros			
12ª - 3	1'54.049	0'46.333	PIT				2'06.108	0'49.493	PIT				1'47.711	0'33.273				
13ª - 1													0'20.689	0'20.689	259.616			
13ª - 2													1'18.427	0'57.738	Barreiros			
13ª - 3													2'05.960	0'47.533	PIT			
14ª - 1													2'35.488	2'35.488				
14ª - 2													3'25.537	0'50.049	Barreiros			
14ª - 3													3'58.076	0'32.539				
15ª - 1													0'20.616	0'20.616	256.533			
15ª - 2													1'09.899	0'49.283	Barreiros			
15ª - 3													1'41.934	0'32.035				

Ideal Lap	
0'19.797	0'19.797
1'06.895	0'47.098
1'37.594	0'30.699

Ideal Lap	
0'19.777	0'19.777
1'07.162	0'47.385
1'37.693	0'30.531

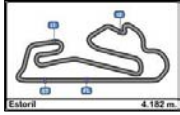
Ideal Lap	
0'20.005	0'20.005
1'07.728	0'47.723
1'38.522	0'30.794

Ideal Lap	
0'20.140	0'20.140
1'08.640	0'48.500
1'39.976	0'31.336

Ideal Lap	
0'20.613	0'20.613
1'09.384	0'48.771
1'40.985	0'31.601

Ideal Lap	
0'19.813	0'19.813
1'07.009	0'47.196
1'37.368	0'30.359

Ideal Best Lap	
0'19.647	0'19.647
1'06.675	0'47.028
1'37.034	0'30.359



Autodromo do Estoril  
International GT Open  
Qualifying 1

LAP ANALYSIS

23/04/2016

Number	27			34			54			55			59			88		
Lap	Lap Time	Partial	Speed	Lap Time	Partial	Speed	Lap Time	Partial	Speed	Lap Time	Partial	Speed	Lap Time	Partial	Speed	Lap Time	Partial	Speed
1 <sup>a</sup> - 1	0'22.009	0'22.009	251.749	0'20.752	0'20.752	258.993	0'22.189	0'22.189	252.928	0'22.318	0'22.318	256.533	0'20.731	0'20.731	255.925	0'21.152	0'21.152	257.143
1 <sup>a</sup> - 2	1'14.027	0'52.018	Crestani	1'10.723	0'49.971	Yoluc	1'13.970	0'51.781	Flohr	1'14.515	0'52.197	Sdanewitsch	1'13.690	0'52.959	Tappy	1'11.344	0'50.192	West
1 <sup>a</sup> - 3	1'46.165	0'32.138		1'43.042	0'32.319		1'47.464	0'33.494		1'48.145	0'33.630		1'54.443	0'40.753	PIT	1'43.952	0'32.608	
2 <sup>a</sup> - 1	0'20.682	0'20.682	262.136	0'20.654	0'20.654	258.993	0'21.248	0'21.248	257.143	0'21.185	0'21.185	259.616	17'15.831	17'15.831		0'20.726	0'20.726	258.374
2 <sup>a</sup> - 2	1'16.563	0'55.881	Crestani	1'10.510	0'49.856	Yoluc	1'11.368	0'50.120	Flohr	1'11.588	0'50.403	Sdanewitsch	18'08.181	0'52.350	Tappy	1'27.584	1'06.858	West
2 <sup>a</sup> - 3	2'05.357	0'48.794	PIT	1'42.498	0'31.988		1'44.419	0'33.051		1'44.650	0'33.062		18'40.463	0'32.282		2'09.709	0'42.125	PIT
3 <sup>a</sup> - 1	17'41.267	17'41.267		0'20.455	0'20.455	260.870	0'22.622	0'22.622	258.374	0'21.198	0'21.198	260.870	0'19.993	0'19.993	257.757	18'49.713	18'49.713	
3 <sup>a</sup> - 2	18'36.940	0'55.673	Crestani				1'15.460	0'52.838	Flohr	1'13.005	0'51.807	Sdanewitsch	1'07.319	0'47.326	Tappy	19'40.693	0'50.980	West
3 <sup>a</sup> - 3	19'11.262	0'34.322					1'49.149	0'33.689		1'53.892	0'40.887	PIT	1'38.144	0'30.825		20'13.253	0'32.560	
4 <sup>a</sup> - 1	0'21.389	0'21.389	255.925				0'21.825	0'21.825	258.374	1'54.959	1'54.959		0'19.786	0'19.786	260.241	0'20.078	0'20.078	260.241
4 <sup>a</sup> - 2	1'13.752	0'52.363	Crestani				1'13.017	0'51.192	Flohr	2'57.068	1'02.109	Sdanewitsch	1'06.931	0'47.145	Tappy	1'08.789	0'48.711	West
4 <sup>a</sup> - 3	1'44.557	0'30.805					1'53.958	0'40.941	PIT	3'42.070	0'45.002	PIT	1'37.786	0'30.855		1'40.680	0'31.891	
5 <sup>a</sup> - 1	0'20.068	0'20.068	262.774				17'20.311	17'20.311		18'27.551	18'27.551		0'19.876	0'19.876	262.136	0'20.428	0'20.428	258.374
5 <sup>a</sup> - 2	1'07.370	0'47.302	Crestani				18'20.287	0'59.976	Flohr	19'20.065	0'52.514	Sdanewitsch	1'09.713	0'49.837	Tappy	1'09.261	0'48.833	West
5 <sup>a</sup> - 3	1'37.783	0'30.413					18'56.184	0'35.897		19'53.279	0'33.214		1'42.294	0'32.581		1'41.130	0'31.869	
6 <sup>a</sup> - 1	0'19.779	0'19.779	264.059				0'22.610	0'22.610	255.320	0'20.896	0'20.896	260.241	0'19.779	0'19.779	258.993	0'20.362	0'20.362	260.870
6 <sup>a</sup> - 2	1'06.936	0'47.157	Crestani				1'13.887	0'51.277	Flohr	1'10.783	0'49.887	Sdanewitsch	1'06.992	0'47.213	Tappy	1'08.851	0'48.489	West
6 <sup>a</sup> - 3	1'37.530	0'30.594					1'46.912	0'33.025		1'43.483	0'32.700		1'37.816	0'30.824		1'40.643	0'31.792	
7 <sup>a</sup> - 1	0'19.969	0'19.969	263.415				0'20.494	0'20.494	258.993	0'21.287	0'21.287	262.774	0'19.647	0'19.647	259.616	0'23.826	0'23.826	250.000
7 <sup>a</sup> - 2	1'13.960	0'53.991	Crestani				1'09.447	0'48.953	Flohr	1'10.890	0'49.603	Sdanewitsch	1'06.910	0'47.263	Tappy	1'19.887	0'56.061	West
7 <sup>a</sup> - 3	1'46.566	0'32.606					1'40.693	0'31.246		1'45.506	0'34.616		1'37.766	0'30.858		2'03.891	0'44.004	PIT
8 <sup>a</sup> - 1	0'19.653	0'19.653	263.415				0'20.443	0'20.443	262.136	0'20.295	0'20.295	262.774	0'19.810	0'19.810	259.616			
8 <sup>a</sup> - 2	1'06.681	0'47.028	Crestani				1'09.083	0'48.640	Flohr	1'10.002	0'49.707	Sdanewitsch	1'13.124	0'53.314	Tappy			
8 <sup>a</sup> - 3	1'37.269	0'30.588					1'40.479	0'31.396		1'42.419	0'32.417		1'54.207	0'41.083	PIT			
9 <sup>a</sup> - 1	0'21.733	0'21.733	246.014				0'20.355	0'20.355	261.502	0'20.439	0'20.439	262.774						
9 <sup>a</sup> - 2	1'23.485	1'01.752	Crestani				1'08.744	0'48.389	Flohr	1'09.777	0'49.338	Sdanewitsch						
9 <sup>a</sup> - 3	2'03.916	0'40.431	PIT				1'40.478	0'31.734		1'42.035	0'32.258							
10 <sup>a</sup> - 1							0'20.496	0'20.496	261.502	0'20.472	0'20.472	263.415						
10 <sup>a</sup> - 2							1'09.330	0'48.834	Flohr	1'20.225	0'59.753	Sdanewitsch						
10 <sup>a</sup> - 3							1'42.786	0'33.456		2'06.395	0'46.170	PIT						
11 <sup>a</sup> - 1							0'20.120	0'20.120	258.993									
11 <sup>a</sup> - 2							1'08.648	0'48.528	Flohr									
11 <sup>a</sup> - 3							1'40.196	0'31.548										
12 <sup>a</sup> - 1							0'20.888	0'20.888	260.241									
12 <sup>a</sup> - 2							1'18.529	0'57.641	Flohr									
12 <sup>a</sup> - 3							1'52.986	0'34.457										
13 <sup>a</sup> - 1							0'20.352	0'20.352	258.374									
13 <sup>a</sup> - 2							1'11.195	0'50.843	Flohr									
13 <sup>a</sup> - 3							1'53.837	0'42.642	PIT									
14 <sup>a</sup> - 1																		
14 <sup>a</sup> - 2																		
14 <sup>a</sup> - 3																		
15 <sup>a</sup> - 1																		
15 <sup>a</sup> - 2																		
15 <sup>a</sup> - 3																		

Ideal Lap	
0'19.653	0'19.653
1'06.681	0'47.028
1'37.094	0'30.413

Ideal Lap	
0'20.455	0'20.455
1'10.311	0'49.856
1'42.299	0'31.988

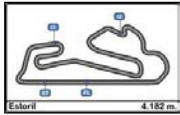
Ideal Lap	
0'20.120	0'20.120
1'08.509	0'48.389
1'39.755	0'31.246

Ideal Lap	
0'20.295	0'20.295
1'09.633	0'49.338
1'41.891	0'32.258

Ideal Lap	
0'19.647	0'19.647
1'06.792	0'47.145
1'37.616	0'30.824

Ideal Lap	
0'20.078	0'20.078
1'08.567	0'48.489
1'40.359	0'31.792

Ideal Best Lap	
0'19.647	0'19.647
1'06.675	0'47.028
1'37.034	0'30.359



Autodromo do Estoril  
International GT Open  
Qualifying 1

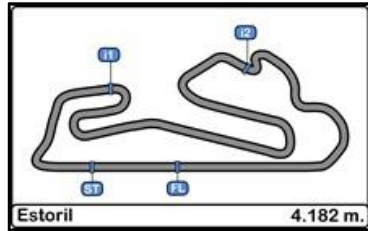
LAP ANALYSIS

23/04/2016

99			
Lap	Lap Time	Partial	Speed
1ª - 1	0'22.234	0'22.234	252.928
1ª - 2	1'13.263	0'51.029	Silva
1ª - 3	1'45.731	0'32.468	
2ª - 1	0'21.018	0'21.018	255.320
2ª - 2	1'11.234	0'50.216	Silva
2ª - 3	1'43.312	0'32.078	
3ª - 1	0'20.769	0'20.769	255.925
3ª - 2	1'11.063	0'50.294	Silva
3ª - 3	1'43.217	0'32.154	
4ª - 1	0'20.746	0'20.746	257.143
4ª - 2	1'10.938	0'50.192	Silva
4ª - 3	1'44.940	0'34.002	
5ª - 1	0'21.368	0'21.368	246.576
5ª - 2	1'19.480	0'58.112	Silva
5ª - 3	2'06.285	0'46.805	PIT
6ª - 1	17'35.330	17'35.330	
6ª - 2	18'26.876	0'51.546	Silva
6ª - 3	18'59.335	0'32.459	
7ª - 1	0'20.460	0'20.460	255.320
7ª - 2	1'09.108	0'48.648	Silva
7ª - 3	1'40.290	0'31.182	
8ª - 1	0'20.098	0'20.098	257.757
8ª - 2	1'09.592	0'49.494	Silva
8ª - 3	1'41.384	0'31.792	
9ª - 1	0'20.392	0'20.392	257.143
9ª - 2	1'08.904	0'48.512	Silva
9ª - 3	1'40.185	0'31.281	
10ª - 1	0'20.316	0'20.316	257.143
10ª - 2	1'09.105	0'48.789	Silva
10ª - 3	1'40.402	0'31.297	
11ª - 1	0'20.580	0'20.580	257.757
11ª - 2	1'11.029	0'50.449	Silva
11ª - 3	1'54.241	0'43.212	PIT
12ª - 1			
12ª - 2			
12ª - 3			
13ª - 1			
13ª - 2			
13ª - 3			
14ª - 1			
14ª - 2			
14ª - 3			
15ª - 1			
15ª - 2			
15ª - 3			

Ideal Lap	
0'20.098	0'20.098
1'08.610	0'48.512
1'39.792	0'31.182

Ideal Best Lap	
0'19.647	0'19.647
1'06.675	0'47.028
1'37.034	0'30.359

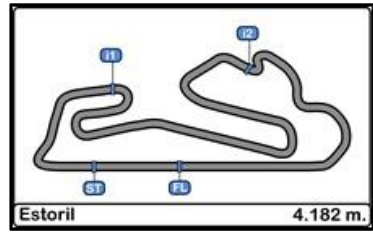


## Autodromo do Estoril International GT Open Qualifying 1

### Best Sectors Results

23/04/2016

Sector - 1		Sector - 2		Sector - 3		Ideal Lap vs Best Lap					
Ord.	Nº Driver	Time	Nº Driver	Time	Nº Driver	Time	Ord.	Nº Driver	Ideal Lap	Best Lap	Ord.
1	59 Duncan Tappy	19.647	27 Fabrizio Crestani	47.028	22 Phil Keen	30.359	1	27 Fabrizio Crestani	1'37.094	1'37.269	1
2	27 Fabrizio Crestani	19.653	1 Miguel Ramos	47.098	27 Fabrizio Crestani	30.413	2	22 Phil Keen	1'37.368	1'37.592	2
3	2 Fernando Monje	19.777	59 Duncan Tappy	47.145	2 Fernando Monje	30.531	3	1 Miguel Ramos	1'37.594	1'37.839	5
4	1 Miguel Ramos	19.797	22 Phil Keen	47.196	1 Miguel Ramos	30.699	4	59 Duncan Tappy	1'37.616	1'37.768	4
5	22 Phil Keen	19.813	2 Fernando Monje	47.385	5 Cesar Campaniço	30.794	5	2 Fernando Monje	1'37.693	1'37.693	3
6	5 Cesar Campaniço	20.005	5 Cesar Campaniço	47.723	59 Duncan Tappy	30.824	6	5 Cesar Campaniço	1'38.522	1'38.670	6
7	88 Alexander West	20.078	54 Thomas Flohr	48.389	99 Luis Silva	31.182	7	54 Thomas Flohr	1'39.755	1'40.196	8
8	99 Luis Silva	20.098	88 Alexander West	48.489	54 Thomas Flohr	31.246	8	99 Luis Silva	1'39.792	1'40.185	7
9	54 Thomas Flohr	20.120	10 James Abbott	48.500	10 James Abbott	31.336	9	10 James Abbott	1'39.976	1'40.229	9
10	10 James Abbott	20.140	99 Luis Silva	48.512	15 Filipe Barreiros	31.601	10	88 Alexander West	1'40.359	1'40.643	10
11	55 Claudio Sdanewitsch	20.295	15 Filipe Barreiros	48.771	88 Alexander West	31.792	11	15 Filipe Barreiros	1'40.985	1'41.257	11
12	34 Salih Yoluc	20.455	55 Claudio Sdanewitsch	49.338	34 Salih Yoluc	31.988	12	55 Claudio Sdanewitsch	1'41.891	1'42.035	12
13	15 Filipe Barreiros	20.613	34 Salih Yoluc	49.856	55 Claudio Sdanewitsch	32.258	13	34 Salih Yoluc	1'42.299	1'42.498	13



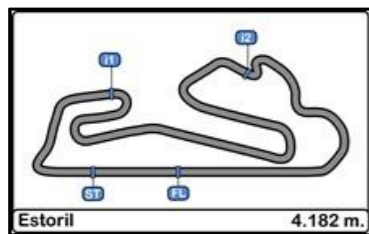
**Autodromo do Estoril  
International GT Open  
Qualifying 1**

**BEST TOP SPEEDS**

23/04/2016

Ord.	Nº	Entrant	Nat.	Driver	Nat.	St.	Driver 2	Nat.	St.	Vehicle	Cat.	Cla.	Top 1		Top 2		Top 3		Top 4		Top 5		Avg.	
													Km/h	Lap	Km/h	Lap	Km/h	Lap	Km/h	Lap	Km/h	Lap		Km/h
1	10	Radical Works Team (J. Abbott)	GBR	James Abbott	GBR	Silver	Colin Noble	GBR	Bronze	Radical RXC Turbo GT3	GP	1º	269.327	5	269.327	7	268.657	6	265.356	2	264.706	3	267.474	
2	27	Orange 1 Team Lazarus	ITA	Thomas Biagi	ITA	Gold	Fabrizio Crestani	ITA	Silver	Lamborghini Huracan GT3	GP	2º	264.059	7	263.415	8	263.415	9	262.774	6	262.136	3	263.160	
3	55	AF Corse	ITA	Claudio Sdanewitsch	DEU	Bronze	Stéphane Lémeret	BEL	Bronze	Ferrari 458 Italia GT3	GA	1º	263.415	11	262.774	8	262.774	9	262.774	10	260.870	4	262.521	
4	22	Balfe Motorsport (Shaun Balfe)	GBR	Shaun Balfe	GBR	Bronze	Phil Keen	GBR	Silver	Ferrari 458 Italia GT3	GP	3º	262.774	3	260.241	2	255.319	4						259.445
5	54	AF Corse	ITA	Thomas Flohr	CHE	Bronze	Francesco Castellacci	ITA	Silver	Ferrari 488 GT3	GP	4º	262.136	9	261.501	10	261.501	11	260.241	13	258.993	8	260.874	
6	59	Garage 59	GBR	Michael Benham	GBR	Bronze	Duncan Tappy	GBR	Gold	McLaren 650 S GT3	GP	5º	262.136	6	260.241	5	259.615	8	259.615	9	258.993	7	260.120	
7	1	RACE - BMW Team Teo Martin	ESP	Miguel Ramos	PRT	Silver	Roldan Rodriguez	ESP	Silver	BMW M6 GT3	GP	6º	260.870	3	260.870	5	260.870	9	260.870	10	260.241	6	260.744	
8	5	Drivex School	ESP	Andres Saravia	GTM	Silver	Cesar Campaniço	PRT	Silver	Audi R8 LMS Ultra	GP	7º	260.870	5	260.241	8	260.241	9	260.241	10	259.615	4	260.242	
9	34	TF Sport	GBR	Euan Hankey	GBR	Silver	Salih Yoluc	TUR	Bronze	Aston Martin Vantage GT3	GP	8º	260.870	4	258.993	2	258.993	3						259.618
10	88	Garage 59	GBR	Alexander West	SWE	Bronze	Kevin Este	FRA	Platinum	McLaren 650 S GT3	GP	9º	260.870	7	260.241	5	258.373	3	258.373	6	257.143	2	259.000	
11	15	V8 Racing	NLD	Diederik Sijthoff	NLD	Bronze	Filipe Barreiros	PRT	Bronze	Renault RS01 GT3	GA	2º	259.615	14	259.615	8	258.993	10	258.993	13	258.373	6	259.118	
12	2	RACE - BMW Team Teo Martin	ESP	Gustavo Yacaman	COL	Gold	Fernando Monje	ESP	Silver	BMW M6 GT3	GP	10º	258.993	4	258.993	8	258.373	5	257.756	9	256.532	3	258.129	
13	99	Sports and You	PRT	Antonio Coimbra	PRT	Bronze	Luis Silva	PRT	Bronze	Mercedes AMG GT3	GA	3º	257.757	12	257.756	9	257.143	5	257.143	10	257.143	11	257.388	



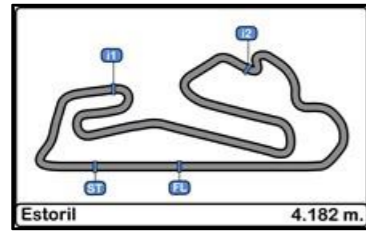


## Autodromo do Estoril International GT Open Qualifying 1

### FASTEST LAP SEQUENCE

23/04/2016

Time of Day	Session Time	Nº	Entrant	Nat.	Driver	Nat.	St.	Driver 2	Nat.	St.	Vehicle	Cat.	Time	Km/h	Lap
9:48'58.329	3'28.341	22	Balfe Motorsport (Shaun Balfe)	GBR	Shaun Balfe	GBR	Bronze	Phil Keen	GBR	Silver	Ferrari 458 Italia GT3	GP	1'37.592	154.267	2
10:21'16.482	35'46.283	27	Orange 1 Team Lazarus	ITA	Thomas Biagi	ITA	Gold	Fabrizio Crestani	ITA	Silver	Lamborghini Huracan GT3	GP	1'37.530	154.365	7
10:24'39.914	39'10.118	27	Orange 1 Team Lazarus	ITA	Thomas Biagi	ITA	Gold	Fabrizio Crestani	ITA	Silver	Lamborghini Huracan GT3	GP	1'37.269	154.779	9



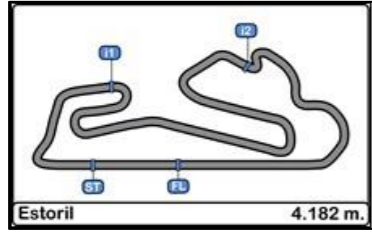
## Autodromo do Estoril International GT Open Qualifying 1

### EVENT MAXIMUM SPEED

23/04/2016

Ord.	Nº	Entrant	Nat.	Driver	Nat.	St.	Driver 2	Nat.	St.	Vehicle	Cat.	Cla.	Km/h	Lap	Session
1	10	Radical Works Team (J. Abbott)	GBR	James Abbott	GBR	Silver	Colin Noble	GBR	Bronze	Radical RXC Turbo GT3	GP	1º	272.041	18	Free Practice 1
2	27	Orange 1 Team Lazarus	ITA	Thomas Biagi	ITA	Gold	Fabrizio Crestani	ITA	Silver	Lamborghini Huracan GT3	GP	2º	264.059	7	Qualifying 1
3	55	AF Corse	ITA	Claudio Sdanewitsch	DEU	Bronze	Stéphane Lémeret	BEL	Bronze	Ferrari 458 Italia GT3	GA	1º	263.415	11	Qualifying 1
4	22	Balfe Motorsport (Shaun Balfe)	GBR	Shaun Balfe	GBR	Bronze	Phil Keen	GBR	Silver	Ferrari 458 Italia GT3	GP	3º	262.774	3	Qualifying 1
5	54	AF Corse	ITA	Thomas Flohr	CHE	Bronze	Francesco Castellacci	ITA	Silver	Ferrari 488 GT3	GP	4º	262.136	9	Qualifying 1
6	59	Garage 59	GBR	Michael Benham	GBR	Bronze	Duncan Tappy	GBR	Gold	McLaren 650 S GT3	GP	5º	262.136	6	Qualifying 1
7	1	RACE - BMW Team Teo Martin	ESP	Miguel Ramos	PRT	Silver	Roldan Rodriguez	ESP	Silver	BMW M6 GT3	GP	6º	260.870	3	Qualifying 1
8	5	Drivex School	ESP	Andres Saravia	GTM	Silver	Cesar Campaniço	PRT	Silver	Audi R8 LMS Ultra	GP	7º	260.870	5	Qualifying 1
9	34	TF Sport	GBR	Euan Hankey	GBR	Silver	Salih Yoluc	TUR	Bronze	Aston Martin Vantage GT3	GP	8º	260.870	4	Qualifying 1
10	88	Garage 59	GBR	Alexander West	SWE	Bronze	Kevin Este	FRA	Platinum	McLaren 650 S GT3	GP	9º	260.870	7	Qualifying 1
11	11	Antonio Nogueira	PRT	Antonio Nogueira	PRT	Bronze				Porsche 997 GT3 R	GA	2º	259.616	10	Free Practice 1
12	15	V8 Racing	NLD	Diederik Sitjhoff	NLD	Bronze	Filipe Barreiros	PRT	Bronze	Renault RS01 GT3	GA	3º	259.616	14	Qualifying 1
13	2	RACE - BMW Team Teo Martin	ESP	Gustavo Yacaman	COL	Gold	Fernando Monje	ESP	Silver	BMW M6 GT3	GP	10º	258.993	4	Qualifying 1
14	99	Sports and You	PRT	Antonio Coimbra	PRT	Bronze	Luis Silva	PRT	Bronze	Mercedes AMG GT3	GA	4º	257.757	12	Qualifying 1





**Autodromo do Estoril  
International GT Open  
Qualifying 1**

**WEATHER REPORT**

Track Status DRY

