

**Autodromo do Estoril
International GT Open
Qualifying 2**

RESULTS

24/04/2016

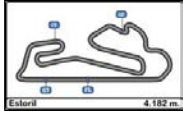
Ord.	Nº	Entrant	Nat.	Driver	Nat.	St.	Driver 2	Nat.	St.	Vehicle	Cat.	Cl.	Laps	Best	Time	Gap	Interval	Km/h
1	88	Garage 59	GBR	Alexander West	SWE	Bronze	<u>Kevin Este</u>	FRA	Platinum	McLaren 650 S GT3	GP	1º	4	2	1'37.003			155.203
2	54	AF Corse	ITA	Thomas Flohr	CHE	Bronze	<u>Francesco Castellacci</u>	ITA	Silver	Ferrari 488 GT3	GP	2º	12	11	1'37.599	0"596	0"596	154.256
3	2	RACE - BMW Team Teo Martin	ESP	<u>Gustavo Yacaman</u>	COL	Gold	Fernando Monje	ESP	Silver	BMW M6 GT3	GP	3º	10	7	1'37.800	0"797	0"201	153.939
4	1	RACE - BMW Team Teo Martin	ESP	Miguel Ramos	PRT	Silver	<u>Roldan Rodriguez</u>	ESP	Silver	BMW M6 GT3	GP	4º	9	6	1'37.824	0"821	0"024	153.901
5	27	Orange 1 Team Lazarus	ITA	<u>Thomas Biagi</u>	ITA	Gold	Fabrizio Crestani	ITA	Silver	Lamborghini Huracan GT3	GP	5º	11	8	1'38.014	1"011	0"190	153.603
6	55	AF Corse	ITA	Claudio Sdanewitsch	DEU	Bronze	<u>Stéphane Lémeret</u>	BEL	Bronze	Ferrari 458 Italia GT3	GA	1º	14	9	1'38.488	1"485	0"474	152.863
7	5	Drivex School	ESP	<u>Andres Saravia</u>	GTM	Silver	Cesar Campaniço	PRT	Silver	Audi R8 LMS Ultra	GP	6º	12	9	1'38.846	1"843	0"358	152.310
8	22	Balfe Motorsport (Shaun Balfe)	GBR	<u>Shaun Balfe</u>	GBR	Bronze	Phil Keen	GBR	Silver	Ferrari 458 Italia GT3	GP	7º	11	10	1'38.935	1"932	0"089	152.173
9	99	Sports and You	PRT	<u>Antonio Coimbra</u>	PRT	Bronze	Luis Silva	PRT	Bronze	Mercedes AMG GT3	GA	2º	14	11	1'38.945	1"942	0"010	152.157
10	59	Garage 59	GBR	<u>Michael Benham</u>	GBR	Bronze	Duncan Tappy	GBR	Gold	McLaren 650 S GT3	GP	8º	11	8	1'39.235	2"232	0"290	151.713
11	10	Radical Works Team (J. Abbott)	GBR	James Abbott	GBR	Silver	<u>Colin Noble</u>	GBR	Bronze	Radical RXC Turbo GT3	GP	9º	9	8	1'39.965	2"962	0"730	150.605
12	15	V8 Racing	NLD	<u>Diederik Sitjhoff</u>	NLD	Bronze	Filipe Barreiros	PRT	Bronze	Renault RS01 GT3	GA	3º	15	8	1'40.096	3"093	0"131	150.408
11	11	Antonio Nogueira	PRT	Antonio Nogueira	PRT	Bronze				Porsche 997 GT3 R	GA							

Published at:.....

Track Status **DRY**

Stewards: 	Race Director: 	Timekeeper: 
--------------------------	-------------------------------	---





Autodromo do Estoril
International GT Open
Qualifying 2

LAP ANALYSIS

24/04/2016

Number	1			2			5			10			15			22		
Lap	Lap Time	Partial	Speed	Lap Time	Partial	Speed	Lap Time	Partial	Speed	Lap Time	Partial	Speed	Lap Time	Partial	Speed	Lap Time	Partial	Speed
1 ^a - 1	0'20.420	0'20.420	263.415	0'20.185	0'20.185	263.415	0'20.797	0'20.797	258.374	0'20.508	0'20.508	272.041	0'25.496	0'25.496	191.830	0'22.320	0'22.320	258.374
1 ^a - 2	1'08.890	0'48.470	Rodriguez	1'09.327	0'49.142	Yacamán	1'10.728	0'49.931	Saravia	1'10.403	0'49.895	Noble	1'21.257	0'55.761	Stijhoff	1'12.936	0'50.616	Balfe
1 ^a - 3	1'40.028	0'31.138		1'40.930	0'31.603		1'42.362	0'31.634		1'42.154	0'31.751		1'55.704	0'34.447		1'56.357	0'43.421	PIT
2 ^a - 1	0'20.273	0'20.273	261.502	0'20.188	0'20.188	263.415	0'20.536	0'20.536	259.616	0'20.295	0'20.295	272.728	0'22.053	0'22.053	255.925	1'19.628	1'19.628	
2 ^a - 2	1'08.994	0'48.721	Rodriguez	1'09.238	0'49.050	Yacamán	1'09.503	0'48.967	Saravia	1'11.110	0'50.815	Noble	1'16.456	0'54.403	Stijhoff	1'13.066	0'53.438	Balfe
2 ^a - 3	1'40.036	0'31.042		1'40.983	0'31.745		1'41.115	0'31.612		1'43.141	0'32.031		1'49.213	0'32.757		2'45.008	0'31.942	
3 ^a - 1	0'20.184	0'20.184	262.136	0'20.022	0'20.022	262.774	0'20.342	0'20.342	261.502	0'20.330	0'20.330	272.728	0'20.941	0'20.941	259.616	0'19.923	0'19.923	260.870
3 ^a - 2	1'08.856	0'48.672	Rodriguez	1'09.121	0'49.099	Yacamán	1'09.133	0'48.791	Saravia	1'10.318	0'49.988	Noble	1'13.863	0'52.922	Stijhoff	1'08.148	0'48.225	Balfe
3 ^a - 3	1'46.561	0'37.705	PIT	1'40.565	0'31.444		1'40.577	0'31.444		1'42.594	0'32.276		1'56.116	0'42.253	PIT	1'39.288	0'31.140	
4 ^a - 1	1'18.826	1'18.826		0'20.199	0'20.199	264.059	0'20.515	0'20.515	262.136	0'20.617	0'20.617	272.728	1'23.478	1'23.478		0'19.943	0'19.943	262.774
4 ^a - 2	1'20.928	0'50.402	Rodriguez	1'09.829	0'49.630	Yacamán	1'09.635	0'49.120	Saravia	1'11.449	0'50.832	Noble	1'23.786	0'50.308	Stijhoff	1'21.153	0'48.225	Balfe
4 ^a - 3	1'24.093	0'30.865		1'53.187	0'43.358	PIT	1'48.061	0'38.426		1'54.736	0'43.287	PIT	2'45.788	0'32.002		1'56.616	0'35.463	
5 ^a - 1	0'19.504	0'19.504	263.415	3'56.091	3'56.091		3'31.887	3'31.887		9'45.768	9'45.768		0'20.264	0'20.264	260.870	0'19.988	0'19.988	261.502
5 ^a - 2	1'07.132	0'47.628	Rodriguez	4'47.345	0'51.254	Yacamán	4'22.478	0'50.591	Saravia	10'37.022	0'51.254	Noble	1'09.040	0'48.776	Stijhoff	1'08.380	0'48.392	Balfe
5 ^a - 3	1'37.824	0'30.692		5'18.264	0'30.919		4'53.461	0'30.983		11'09.544	0'32.522		1'40.281	0'31.241		1'39.505	0'31.125	
6 ^a - 1	0'20.687	0'20.687	262.774	0'19.604	0'19.604	263.415	0'20.245	0'20.245	260.241	0'20.034	0'20.034	269.327	0'20.153	0'20.153	260.870	0'23.231	0'23.231	263.415
6 ^a - 2	1'25.804	1'05.117	Rodriguez	1'07.315	0'47.711	Yacamán	1'08.172	0'47.927	Saravia	1'08.904	0'48.870	Noble	1'09.222	0'49.069	Stijhoff	1'23.989	1'00.758	Balfe
6 ^a - 3	1'58.957	0'33.153		1'37.800	0'30.485		1'38.924	0'30.752		1'40.043	0'31.139		1'40.661	0'31.439		2'11.922	0'47.933	PIT
7 ^a - 1	0'20.048	0'20.048	262.136	0'20.846	0'20.846	264.059	0'20.151	0'20.151	261.502	0'19.895	0'19.895	274.112	0'20.149	0'20.149	261.502	7'58.808	7'58.808	
7 ^a - 2	1'08.186	0'48.138	Rodriguez	1'18.005	0'57.159	Yacamán	1'08.138	0'47.987	Saravia	1'08.770	0'48.875	Noble	1'09.009	0'48.860	Stijhoff	8'50.360	0'51.552	Balfe
7 ^a - 3	1'39.321	0'31.135		1'49.490	0'31.485		1'39.066	0'30.928		1'39.965	0'31.195		1'40.096	0'31.087		9'22.621	0'32.261	
8 ^a - 1	0'19.960	0'19.960	260.241	0'19.730	0'19.730	263.415	0'20.204	0'20.204	263.415	0'21.682	0'21.682	265.357	0'20.446	0'20.446	261.502	0'20.114	0'20.114	259.616
8 ^a - 2	1'09.532	0'49.572	Rodriguez	1'07.295	0'47.565	Yacamán	1'08.025	0'47.821	Saravia	1'15.405	0'53.723	Noble	1'09.271	0'48.825	Stijhoff	1'08.544	0'48.430	Balfe
8 ^a - 3	1'47.480	0'37.948	PIT	1'37.939	0'30.644		1'38.846	0'30.821		1'58.799	0'43.394	PIT	1'40.301	0'31.030		1'39.818	0'31.274	
9 ^a - 1				0'23.830	0'23.830	263.415	0'22.858	0'22.858	262.774				0'20.277	0'20.277	260.870	0'19.948	0'19.948	261.502
9 ^a - 2				1'23.894	1'00.064	Yacamán	1'21.615	0'58.757	Saravia				1'08.986	0'48.709	Stijhoff	1'07.871	0'47.923	Balfe
9 ^a - 3				2'08.778	0'44.884	PIT	1'53.836	0'32.221					1'40.373	0'31.387		1'38.935	0'31.064	
10 ^a - 1							0'20.260	0'20.260	260.241				0'20.106	0'20.106	261.502	0'22.762	0'22.762	262.136
10 ^a - 2							1'08.469	0'48.209	Saravia				1'08.945	0'48.839	Stijhoff	1'22.255	0'59.493	Balfe
10 ^a - 3							1'39.210	0'30.741					1'40.106	0'31.161		2'07.264	0'45.009	PIT
11 ^a - 1							0'22.420	0'22.420	258.993				0'20.716	0'20.716	262.136			
11 ^a - 2							1'17.171	0'54.751	Saravia				1'12.979	0'52.263	Stijhoff			
11 ^a - 3							2'01.091	0'43.920	PIT				1'56.726	0'43.747	PIT			
12 ^a - 1													2'53.789	2'53.789				
12 ^a - 2													3'45.042	0'51.253	Stijhoff			
12 ^a - 3													4'17.426	0'32.384				
13 ^a - 1													0'20.623	0'20.623	260.241			
13 ^a - 2													1'09.574	0'48.951	Stijhoff			
13 ^a - 3													1'41.166	0'31.592				
14 ^a - 1													0'20.308	0'20.308	260.241			
14 ^a - 2													1'08.863	0'48.555	Stijhoff			
14 ^a - 3													1'49.205	0'40.342	PIT			

Ideal Lap	
0'19.504	0'19.504
1'07.132	0'47.628
1'37.824	0'30.692

Ideal Lap	
0'19.604	0'19.604
1'07.169	0'47.565
1'37.654	0'30.485

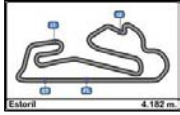
Ideal Lap	
0'20.151	0'20.151
1'07.972	0'47.821
1'38.713	0'30.741

Ideal Lap	
0'19.895	0'19.895
1'08.765	0'48.870
1'39.904	0'31.139

Ideal Lap	
0'20.106	0'20.106
1'08.661	0'48.555
1'39.691	0'31.030

Ideal Lap	
0'19.923	0'19.923
1'07.846	0'47.923
1'38.910	0'31.064

Ideal Best Lap	
0'19.504	0'19.504
1'06.396	0'46.892
1'36.722	0'30.326



Autodromo do Estoril
International GT Open
Qualifying 2

LAP ANALYSIS

24/04/2016

Number	27			54			55			59			88			99		
Lap	Lap Time	Partial	Speed	Lap Time	Partial	Speed	Lap Time	Partial	Speed	Lap Time	Partial	Speed	Lap Time	Partial	Speed	Lap Time	Partial	Speed
1 ^a - 1	0'20.635	0'20.635	260.241	0'21.346	0'21.346	255.925	0'20.655	0'20.655	260.870	0'23.821	0'23.821	207.294	0'19.617	0'19.617	264.059	0'21.198	0'21.198	253.522
1 ^a - 2	1'10.001	0'49.366	Biagi	1'11.069	0'49.723	Castellacci	1'09.570	0'48.915	Lémeret	1'17.473	0'53.652	Benham	1'06.677	0'47.060	Estre	1'11.700	0'50.502	Coimbra
1 ^a - 3	1'41.718	0'31.717		1'42.912	0'31.843		1'40.993	0'31.423		1'53.133	0'35.660		1'37.003	0'30.326		1'44.955	0'33.255	
2 ^a - 1	0'20.310	0'20.310	263.415	0'21.967	0'21.967	259.616	0'19.984	0'19.984	263.415	0'22.290	0'22.290	255.925	0'19.662	0'19.662	262.774	0'20.881	0'20.881	255.925
2 ^a - 2	1'09.019	0'48.709	Biagi	1'10.920	0'48.953	Castellacci	1'08.172	0'48.188	Lémeret	1'14.183	0'51.893	Benham	1'06.554	0'46.892	Estre	1'10.839	0'49.958	Coimbra
2 ^a - 3	1'40.618	0'31.599		1'42.438	0'31.518		1'39.218	0'31.046		1'46.828	0'32.645		1'37.091	0'30.537		1'43.539	0'32.700	
3 ^a - 1	0'20.177	0'20.177	264.059	0'20.238	0'20.238	258.993	0'20.111	0'20.111	265.357	0'20.601	0'20.601	259.616	0'22.425	0'22.425	260.241	0'20.823	0'20.823	255.925
3 ^a - 2	1'09.246	0'49.069	Biagi	1'08.551	0'48.313	Castellacci	1'08.228	0'48.117	Lémeret	1'10.011	0'49.410	Benham	1'14.355	0'51.930	Estre	1'10.263	0'49.440	Coimbra
3 ^a - 3	1'50.547	0'41.301	PIT	1'39.712	0'31.161		1'39.585	0'31.357		1'42.300	0'32.289		1'51.500	0'37.145	PIT	1'41.910	0'31.647	
4 ^a - 1	5'50.174	5'50.174		0'20.273	0'20.273	260.870	0'19.992	0'19.992	265.357	0'21.044	0'21.044	258.993				0'20.512	0'20.512	257.757
4 ^a - 2	6'42.090	0'51.916	Biagi	1'08.277	0'48.004	Castellacci	1'08.165	0'48.173	Lémeret	1'10.356	0'49.312	Benham				1'09.512	0'49.000	Coimbra
4 ^a - 3	7'14.375	0'32.285		1'39.073	0'30.796		1'49.201	0'41.036	PIT	1'42.340	0'31.984					1'41.391	0'31.879	
5 ^a - 1	0'20.221	0'20.221	262.774	0'20.149	0'20.149	262.136	2'44.479	2'44.479		0'22.669	0'22.669	255.925				0'20.837	0'20.837	257.757
5 ^a - 2	1'08.459	0'48.238	Biagi	1'08.244	0'48.095	Castellacci	3'35.986	0'51.507	Lémeret	1'20.684	0'58.015	Benham				1'10.812	0'49.975	Coimbra
5 ^a - 3	1'39.482	0'31.023		1'44.659	0'36.415	PIT	4'08.512	0'32.526		2'01.527	0'40.843	PIT				1'53.544	0'42.732	PIT
6 ^a - 1	0'19.720	0'19.720	264.706	3'27.618	3'27.618		0'20.090	0'20.090	262.774	5'02.111	5'02.111					3'46.762	3'46.762	
6 ^a - 2	1'07.758	0'48.038	Biagi	4'17.918	0'50.300	Castellacci	1'08.027	0'47.937	Lémeret	5'52.492	0'50.381	Benham				4'43.512	0'56.750	Coimbra
6 ^a - 3	1'38.437	0'30.679		4'49.213	0'31.295		1'39.138	0'31.111		6'23.828	0'31.336					5'16.406	0'32.894	
7 ^a - 1	0'19.717	0'19.717	266.010	0'20.424	0'20.424	261.502	0'19.905	0'19.905	264.706	0'20.092	0'20.092	257.757				0'20.568	0'20.568	257.143
7 ^a - 2	1'07.180	0'47.463	Biagi	1'08.270	0'47.846	Castellacci	1'07.761	0'47.856	Lémeret	1'08.146	0'48.054	Benham				1'09.185	0'48.617	Coimbra
7 ^a - 3	1'38.014	0'30.834		1'39.254	0'30.984		1'38.919	0'31.158		1'39.235	0'31.089					1'40.619	0'31.434	
8 ^a - 1	0'19.924	0'19.924	266.010	0'19.632	0'19.632	262.774	0'19.796	0'19.796	264.706	0'20.551	0'20.551	260.241				0'20.039	0'20.039	258.993
8 ^a - 2	1'07.567	0'47.643	Biagi	1'07.132	0'47.500	Castellacci	1'07.669	0'47.873	Lémeret	1'08.277	0'47.726	Benham				1'08.275	0'48.236	Coimbra
8 ^a - 3	1'38.526	0'30.959		1'37.649	0'30.517		1'38.488	0'30.819		1'39.628	0'31.351					1'39.311	0'31.036	
9 ^a - 1	0'21.051	0'21.051	266.667	0'19.818	0'19.818	262.136	0'20.819	0'20.819	265.357	0'20.109	0'20.109	260.241				0'20.079	0'20.079	258.993
9 ^a - 2	1'16.002	0'54.951	Biagi	1'08.075	0'48.257	Castellacci	1'17.643	0'56.824	Lémeret	1'08.343	0'48.234	Benham				1'08.114	0'48.035	Coimbra
9 ^a - 3	1'48.324	0'32.322		1'38.946	0'30.871		1'53.336	0'35.693		1'39.449	0'31.106					1'39.008	0'30.894	
10 ^a - 1	0'19.999	0'19.999	264.706	0'19.818	0'19.818	261.502	0'19.800	0'19.800	264.706	0'21.660	0'21.660	260.870				0'20.044	0'20.044	260.241
10 ^a - 2	1'07.656	0'47.657	Biagi	1'07.039	0'47.221	Castellacci	1'07.405	0'47.605	Lémeret	1'14.422	0'52.762	Benham				1'07.792	0'47.748	Coimbra
10 ^a - 3	1'45.732	0'38.076	PIT	1'37.599	0'30.560		1'38.500	0'31.095		1'54.042	0'39.620	PIT				1'38.945	0'31.153	
11 ^a - 1				0'19.996	0'19.996	261.502	0'19.776	0'19.776	265.357							0'21.407	0'21.407	259.616
11 ^a - 2				1'13.003	0'53.007	Castellacci	1'07.741	0'47.965	Lémeret							1'12.678	0'51.271	Coimbra
11 ^a - 3				1'54.329	0'41.326	PIT	1'38.914	0'31.173								1'57.197	0'44.519	PIT
12 ^a - 1							0'19.814	0'19.814	264.706							2'25.305	2'25.305	
12 ^a - 2							1'07.718	0'47.904	Lémeret							3'15.525	0'50.220	Coimbra
12 ^a - 3							1'38.858	0'31.140								3'47.738	0'32.213	
13 ^a - 1							0'22.440	0'22.440	264.706							0'20.300	0'20.300	258.374
13 ^a - 2							1'17.260	0'54.820	Lémeret							1'08.337	0'48.037	Coimbra
13 ^a - 3							1'56.662	0'39.402	PIT							1'50.829	0'42.492	PIT
14 ^a - 1																		
14 ^a - 2																		
14 ^a - 3																		

Ideal Lap	
0'19.717	0'19.717
1'07.180	0'47.463
1'37.859	0'30.679

Ideal Lap	
0'19.632	0'19.632
1'06.853	0'47.221
1'37.370	0'30.517

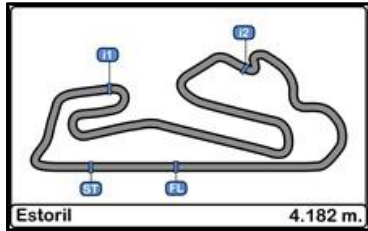
Ideal Lap	
0'19.776	0'19.776
1'07.381	0'47.605
1'38.200	0'30.819

Ideal Lap	
0'20.092	0'20.092
1'07.818	0'47.726
1'38.907	0'31.089

Ideal Lap	
0'19.617	0'19.617
1'06.509	0'46.892
1'36.835	0'30.326

Ideal Lap	
0'20.039	0'20.039
1'07.787	0'47.748
1'38.681	0'30.894

Ideal Best Lap	
0'19.504	0'19.504
1'06.396	0'46.892
1'36.722	0'30.326

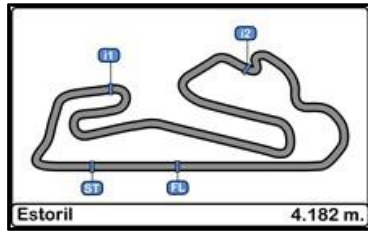


Autodromo do Estoril International GT Open Qualifying 2

Best Sectors Results

24/04/2016

Sector - 1		Sector - 2		Sector - 3		Ideal Lap vs Best Lap					
Ord.	Nº Driver	Time	Nº Driver	Time	Nº Driver	Time	Ord.	Nº Driver	Ideal Lap	Best Lap	Ord.
1	1 Roldan Rodriguez	19.504	88 Kevin Estre	46.892	88 Kevin Estre	30.326	1	88 Kevin Estre	1'36.835	1'37.003	1
2	2 Gustavo Yacaman	19.604	54 Francesco Castellacci	47.221	2 Gustavo Yacaman	30.485	2	54 Francesco Castellacci	1'37.370	1'37.599	2
3	88 Kevin Estre	19.617	27 Thomas Biagi	47.463	54 Francesco Castellacci	30.517	3	2 Gustavo Yacaman	1'37.654	1'37.800	3
4	54 Francesco Castellacci	19.632	2 Gustavo Yacaman	47.565	27 Thomas Biagi	30.679	4	1 Roldan Rodriguez	1'37.824	1'37.824	4
5	27 Thomas Biagi	19.717	55 Stéphane Lémeret	47.605	1 Roldan Rodriguez	30.692	5	27 Thomas Biagi	1'37.859	1'38.014	5
6	55 Stéphane Lémeret	19.776	1 Roldan Rodriguez	47.628	5 Andres Saravia	30.741	6	55 Stéphane Lémeret	1'38.200	1'38.488	6
7	10 Colin Noble	19.895	59 Michael Benham	47.726	55 Stéphane Lémeret	30.819	7	99 Antonio Coimbra	1'38.681	1'38.945	9
8	22 Shaun Balfe	19.923	99 Antonio Coimbra	47.748	99 Antonio Coimbra	30.894	8	5 Andres Saravia	1'38.713	1'38.846	7
9	99 Antonio Coimbra	20.039	5 Andres Saravia	47.821	15 Diederik Sitjhoff	31.030	9	59 Michael Benham	1'38.907	1'39.235	10
10	59 Michael Benham	20.092	22 Shaun Balfe	47.923	22 Shaun Balfe	31.064	10	22 Shaun Balfe	1'38.910	1'38.935	8
11	15 Diederik Sitjhoff	20.106	15 Diederik Sitjhoff	48.555	59 Michael Benham	31.089	11	15 Diederik Sitjhoff	1'39.691	1'40.096	12
12	5 Andres Saravia	20.151	10 Colin Noble	48.870	10 Colin Noble	31.139	12	10 Colin Noble	1'39.904	1'39.965	11



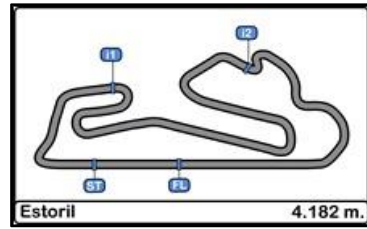
**Autodromo do Estoril
International GT Open
Qualifying 2**

BEST TOP SPEEDS

24/04/2016

Ord.	Nº	Entrant	Nat.	Driver	Nat.	St.	Driver 2	Nat.	St.	Vehicle	Cat.	Cla.	Top 1		Top 2		Top 3		Top 4		Top 5		Avg.
													Km/h	Lap	Km/h	Lap	Km/h	Lap	Km/h	Lap	Km/h	Lap	
1	10	Radical Works Team (J. Abbott)	GBR	James Abbott	GBR	Silver	Colin Noble	GBR	Bronze	Radical RXC Turbo GT3	GP	1º	274.112	8	272.727	3	272.727	4	272.727	5	272.040	2	272.867
2	27	Orange 1 Team Lazarus	ITA	Thomas Biagi	ITA	Gold	Fabrizio Crestani	ITA	Silver	Lamborghini Huracan GT3	GP	2º	266.667	10	266.010	8	266.010	9	264.706	7	264.706	11	265.620
3	55	AF Corse	ITA	Claudio Sdanewitsch	DEU	Bronze	Stéphane Lémeret	BEL	Bronze	Ferrari 458 Italia GT3	GA	1º	265.356	4	265.356	5	265.356	10	265.356	12	264.706	8	265.226
4	2	RACE - BMW Team Teo Martin	ESP	Gustavo Yacaman	COL	Gold	Fernando Monje	ESP	Silver	BMW M6 GT3	GP	3º	264.059	8	264.059	5	263.415	3	263.415	2	263.415	7	263.672
5	88	Garage 59	GBR	Alexander West	SWE	Bronze	Kevin Este	FRA	Platinum	McLaren 650 S GT3	GP	4º	264.059	2	262.774	3	260.241	4					262.358
6	1	RACE - BMW Team Teo Martin	ESP	Miguel Ramos	PRT	Silver	Roldan Rodriguez	ESP	Silver	BMW M6 GT3	GP	5º	263.415	2	263.415	6	262.774	7	262.136	4	262.136	8	262.775
7	5	Drivex School	ESP	Andres Saravia	GTM	Silver	Cesar Campaniço	PRT	Silver	Audi R8 LMS Ultra	GP	6º	263.415	9	262.774	10	262.136	5	261.501	4	261.501	8	262.265
8	22	Balfe Motorsport (Shaun Balfe)	GBR	Shaun Balfe	GBR	Bronze	Phil Keen	GBR	Silver	Ferrari 458 Italia GT3	GP	7º	263.415	7	262.774	5	262.136	11	261.501	6	261.501	10	262.265
9	54	AF Corse	ITA	Thomas Flohr	CHE	Bronze	Francesco Castellacci	ITA	Silver	Ferrari 488 GT3	GP	8º	262.774	9	262.136	10	262.136	6	261.501	8	261.501	11	262.010
10	15	V8 Racing	NLD	Diederik Sitjhoff	NLD	Bronze	Filipe Barreiros	PRT	Bronze	Renault RS01 GT3	GA	2º	262.136	12	261.501	9	261.501	8	261.501	11	260.870	6	261.502
11	59	Garage 59	GBR	Michael Benham	GBR	Bronze	Duncan Tappy	GBR	Gold	McLaren 650 S GT3	GP	9º	260.870	11	260.241	9	260.241	10	259.615	4	258.993	5	259.992
12	99	Sports and You	PRT	Antonio Coimbra	PRT	Bronze	Luis Silva	PRT	Bronze	Mercedes AMG GT3	GA	3º	260.241	11	259.615	12	258.993	10	258.993	9	258.373	14	259.243





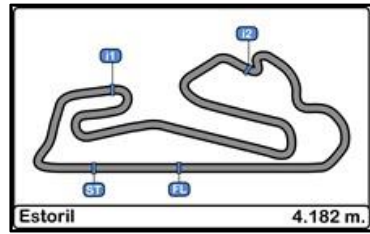
**Autodromo do Estoril
International GT Open
Qualifying 2**

FASTEST LAP SEQUENCE

24/04/2016

<u>Time of Day</u>	<u>Session Time</u>	<u>Nº</u>	<u>Entrant</u>	<u>Nat.</u>	<u>Driver</u>	<u>Nat.</u>	<u>St.</u>	<u>Driver 2</u>	<u>Nat.</u>	<u>St.</u>	<u>Vehicle</u>	<u>Cat.</u>	<u>Time</u>	<u>Km/h</u>	<u>Lap</u>
9:13'54.209	3'33.809	1	RACE - BMW Team Teo Martin	ESP	Miguel Ramos	PRT	Silver	Roldan Rodriguez	ESP	Silver	BMW M6 GT3	GP	1'40.028	150.510	2
9:15'40.683	5'20.219	55	AF Corse	ITA	Claudio Sdanewitsch	DEU	Bronze	Stéphane Lémeret	BEL	Bronze	Ferrari 458 Italia GT3	GA	1'39.218	151.739	3
9:21'50.891	11'30.969	54	AF Corse	ITA	Thomas Flohr	CHE	Bronze	Francesco Castellacci	ITA	Silver	Ferrari 488 GT3	GP	1'39.073	151.961	5
9:26'19.504	15'58.938	2	RACE - BMW Team Teo Martin	ESP	Gustavo Yacaman	COL	Gold	Fernando Monje	ESP	Silver	BMW M6 GT3	GP	1'37.800	153.939	7
9:30'26.922	20'06.532	88	Garage 59	GBR	Alexander West	SWE	Bronze	Kevin Estre	FRA	Platinum	McLaren 650 S GT3	GP	1'37.003	155.203	2





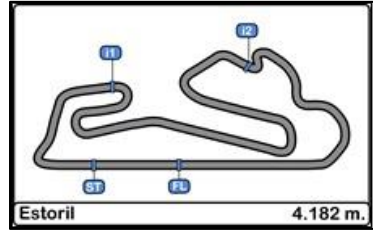
Autodromo do Estoril International GT Open Qualifying 2

EVENT MAXIMUM SPEED

24/04/2016

Ord.	Nº	Entrant	Nat.	Driver	Nat.	St.	Driver_2	Nat.	St.	Vehicle	Cat.	Cla.	Km/h	Lap	Session
1	10	Radical Works Team (J. Abbott)	GBR	James Abbott	GBR	Silver	Colin Noble	GBR	Bronze	Radical RXC Turbo GT3	GP	1º	274.112	8	Qualifying 2
2	55	AF Corse	ITA	Claudio Sdanewitsch	DEU	Bronze	Stéphane Lémeret	BEL	Bronze	Ferrari 458 Italia GT3	GA	1º	267.327	32	RACE 1
3	27	Orange 1 Team Lazarus	ITA	Thomas Biagi	ITA	Gold	Fabrizio Crestani	ITA	Silver	Lamborghini Huracan GT3	GP	2º	266.667	10	Qualifying 2
4	22	Balfe Motorsport (Shaun Balfe)	GBR	Shaun Balfe	GBR	Bronze	Phil Keen	GBR	Silver	Ferrari 458 Italia GT3	GP	3º	264.706	16	RACE 1
5	88	Garage 59	GBR	Alexander West	SWE	Bronze	Kevin Este	FRA	Platinum	McLaren 650 S GT3	GP	4º	264.706	33	RACE 1
6	2	RACE - BMW Team Teo Martin	ESP	Gustavo Yacaman	COL	Gold	Fernando Monje	ESP	Silver	BMW M6 GT3	GP	5º	264.059	8	Qualifying 2
7	1	RACE - BMW Team Teo Martin	ESP	Miguel Ramos	PRT	Silver	Roldan Rodriguez	ESP	Silver	BMW M6 GT3	GP	6º	263.415	2	Qualifying 2
8	5	Drivex School	ESP	Andres Saravia	GTM	Silver	Cesar Campaniço	PRT	Silver	Audi R8 LMS Ultra	GP	7º	263.415	9	Qualifying 2
9	54	AF Corse	ITA	Thomas Flohr	CHE	Bronze	Francesco Castellacci	ITA	Silver	Ferrari 488 GT3	GP	8º	262.774	21	RACE 1
10	59	Garage 59	GBR	Michael Benham	GBR	Bronze	Duncan Tappy	GBR	Gold	McLaren 650 S GT3	GP	9º	262.774	9	RACE 1
11	15	V8 Racing	NLD	Diederik Sitjhoff	NLD	Bronze	Filipe Barreiros	PRT	Bronze	Renault RS01 GT3	GA	2º	262.136	12	Qualifying 2
12	11	Antonio Nogueira	PRT	Antonio Nogueira	PRT	Bronze				Porsche 997 GT3 R	GA	3º	261.502	16	RACE 1
13	34	TF Sport	GBR	Euan Hankey	GBR	Silver	Salih Yoluc	TUR	Bronze	Aston Martin Vantage GT3	GP	10º	260.870	4	Qualifying 1
14	99	Sports and You	PRT	Antonio Coimbra	PRT	Bronze	Luis Silva	PRT	Bronze	Mercedes AMG GT3	GA	4º	260.241	40	RACE 1





**Autodromo do Estoril
International GT Open
Qualifying 2**

WEATHER REPORT

Track Status DRY

