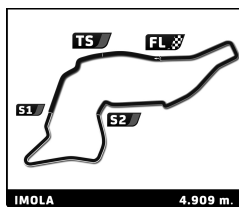




# 4 HOURS IMOLA



## MICHELIN GT3 LE MANS CUP

### 4 Hours of Imola

### Race

### Provisional Classification

Nr.	Team	Drivers	Car	Class	Ty	Laps	Total Time	Gap	Pit	Lap	Best Lap		
											Time	Kph	
1	34 TF Sport	YOLUC / HANKEY	Aston Martin V12 Vantage GT3	GT3	M	68	<b>2:00:55.622</b>			1	51	<b>1:43.455</b>	170.8
2	55 FFF Racing Team by ACM	HAMAGUCHI / QUAIFFE-HOBBS	McLaren 650S	GT3	M	68	<b>2:01:12.382</b>	16.760	16.760	1	67	<b>1:43.373</b>	171.0
3	26 Classic & Modern Racing	MISSLIN / VAXIVIÈRE	Ferrari F458 Italia GT3	GT3	M	68	<b>2:01:39.923</b>	44.301	27.541	1	49	<b>1:43.594</b>	170.6
4	51 AF Corse	FLOHR / CASTELLACCI	Ferrari F488	GT3	M	68	<b>2:01:43.570</b>	47.948	3.647	1	63	<b>1:43.209</b>	171.2
5	19 Tockwith Motorsports	HANSON / MOORE	Audi R8 LMS	GT3	M	67	<b>2:00:55.877</b>	1 Laps	1 Laps	1	59	<b>1:44.707</b>	168.8
6	7 BMS Scuderia Italia	LUCCHINI / CRESSONI	Ferrari F458 Italia GT3	GT3	M	67	<b>2:01:14.180</b>	1 Laps	18.303	2	56	<b>1:43.281</b>	171.1
7	8 Villorba Corse	MEZARD / HIESSE	Ferrari F458 Italia GT3	GT3	M	67	<b>2:01:30.217</b>	1 Laps	16.037	2	55	<b>1:43.406</b>	170.9
8	71 AF Corse	BARREIROS / RASMUSSEN	Ferrari F458 Italia GT3	GT3	M	67	<b>2:01:39.652</b>	1 Laps	9.435	1	21	<b>1:45.525</b>	167.5
9	25 FF Corse	DUNBAR / MOWLEM	Ferrari F488	GT3	M	66	<b>2:01:58.682</b>	2 Laps	1 Laps	1	45	<b>1:45.430</b>	167.6
<i>Not classified</i>													
88	Mentos Racing	PERFETTI / BACHLER	Porsche Porsche 991 GT3 R	GT3	M	4	<b>11:17.746</b>				3		

Published at: .....

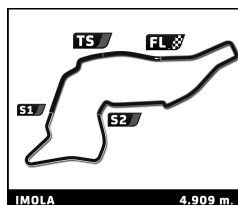
Track Temp: **28,33 °C**

Air Temp: **21,61 °C**

<b>Race Director:</b>	<b>Timekeeper:</b>
-----------------------	--------------------



# 4 HOURS OF IMOLA



## MICHELIN GT3 LE MANS CUP

4 Hours of Imola

After Race

Provisional Classification by Driver Fastest Lap

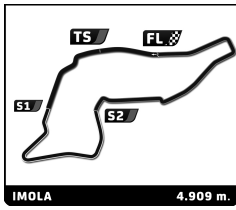
Nr	Class	Driver	Session 1		Session 2		Session 3		Session 4		Session 5		Time	Gap	Kph
			Time	Lap	Time	Lap	Time	Lap	Time	Lap	Time	Lap			
1	GT3	Luigi LUCCHINI	1:44.905	12 / 13	1:44.265	11 / 14	1:44.136	5 / 6	1:42.905	6 / 7	1:45.141	8 / 33	<b>1:42.905</b>		171.7
2	GT3	Adrian QUAIFF-HOBBS	1:45.080	5 / 8	1:43.009	5 / 6					1:43.373		<b>1:43.009</b>	0.104	171.6
3	GT3	Matteo CRESSONI	1:43.628	11 / 13	1:43.026	15 / 15					1:43.281		<b>1:43.026</b>	0.121	171.5
4	GT3	Francesco CASTELLACCI	1:43.417	4 / 4	1:46.078	5 / 9					1:43.209		<b>1:43.209</b>	0.304	171.2
5	GT3	Euan HANKEY	1:44.305	7 / 9	1:43.343	10 / 11					1:43.455		<b>1:43.343</b>	0.438	171.0
6	GT3	Steeve HIESSE	1:44.942	9 / 14	1:44.942	7 / 9					1:43.406		<b>1:43.406</b>	0.501	170.9
7	GT3	Klaus BÄCHLER	1:43.909	9 / 14	1:43.481	11 / 13							<b>1:43.481</b>	0.576	170.8
8	GT3	Mathieu VAXIVIÈRE	1:45.112	9 / 9	1:44.420	6 / 6					1:43.594		<b>1:43.594</b>	0.689	170.6
9	GT3	Egidio PERFETTI	1:44.267	11 / 12	1:43.594	12 / 15	1:43.743	5 / 6	1:43.600	7 / 7	- / 4		<b>1:43.594</b>	0.689	170.6
10	GT3	Salih YOLUC	1:45.123	14 / 14	1:43.892	12 / 17	1:44.676	5 / 6	1:43.621	4 / 7	1:44.894	17 / 33	<b>1:43.621</b>	0.716	170.5
11	GT3	Hiroshi HAMAGUCHI	1:44.068	10 / 11	1:43.924	20 / 21	1:44.855	5 / 7	1:43.989	5 / 7	1:44.838	15 / 33	<b>1:43.924</b>	1.019	170.1
12	GT3	Johnny MOWLEM	1:45.054	9 / 12	1:44.027	14 / 14					1:45.430		<b>1:44.027</b>	1.122	169.9
13	GT3	Thomas FLOHR	1:44.716	7 / 22	1:45.874	12 / 14	1:47.404	5 / 5	1:44.221	7 / 8	1:46.206	18 / 31	<b>1:44.221</b>	1.316	169.6
14	GT3	Nicolas MISSLIN			1:45.839	17 / 18	1:45.565	6 / 6	1:44.699	6 / 7	1:45.503	8 / 32	<b>1:44.699</b>	1.794	168.8
15	GT3	Nigel MOORE		- / 20	1:45.905	14 / 25	1:46.214	8 / 8			1:44.707		<b>1:44.707</b>	1.802	168.8
16	GT3	Mads RASMUSSEN	1:45.280	14 / 16	1:44.778	3 / 3					1:45.525		<b>1:44.778</b>	1.873	168.7
17	GT3	Felipe BARREIROS	1:47.001	4 / 11	1:45.737	24 / 26	1:45.375	7 / 7	1:44.792	4 / 6	1:46.094	32 / 33	<b>1:44.792</b>	1.887	168.6
18	GT3	Phillip HANSON			1:45.822	4 / 6			1:45.052	7 / 8	1:46.157	32 / 33	<b>1:45.052</b>	2.147	168.2
19	GT3	Cédric MEZARD	1:50.148	7 / 8	1:47.615	20 / 20	1:50.698	3 / 4	1:47.031	4 / 6	1:46.162	30 / 31	<b>1:46.162</b>	3.257	166.5
20	GT3	Ivor DUNBAR	1:49.971	10 / 13	1:49.820	15 / 16	1:48.931	4 / 8	1:48.037	4 / 7	1:49.188	28 / 30	<b>1:48.037</b>	5.132	163.6
21	GT3	Fu SONGYANG	1:51.163	9 / 10									<b>1:51.163</b>	8.258	159.0
22	GT3	Andre CALDARELLI													

Published at: .....

Race Director:	Timekeeper:
----------------	-------------



# 4 HOURS OF IMOLA



## MICHELIN GT3 LE MANS CUP

### 4 Hours of Imola

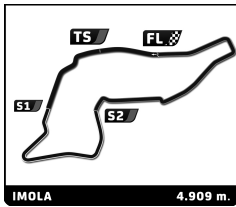
#### Race

#### Lap Chart

Nr	Pos	Grid	LAP																																
			1	2	3	4	5	6	7	8	9	10	11	12	13	14	15	16	17	18	19	20	21	22	23	24	25	26	27	28	29	30	31	32	
7	<b>1</b>	7	34	34	34	34	34	34	34	34	34	34	34	34	34	34	34	34	34	34	34	34	34	34	34	34	34	34	34	34	34	34	34	34	34
88	<b>2</b>	88	55	55	55	55	55	55	55	55	55	55	55	55	55	55	55	55	55	55	55	55	55	55	55	55	55	55	55	55	55	55	55	55	55
34	<b>3</b>	34	26	26	26	26	26	26	26	26	26	26	26	26	26	26	26	26	26	26	26	26	26	26	26	26	26	26	26	26	26	26	26	26	26
55	<b>4</b>	55	71	71	71	71	71	71	71	71	71	71	71	71	71	71	71	71	71	71	71	71	71	71	71	71	71	71	71	71	71	71	71	71	71
51	<b>5</b>	51	51	51	51	51	51	51	51	51	51	51	51	51	51	51	51	51	51	51	51	51	51	51	51	51	51	51	51	51	51	51	51	51	51
26	<b>6</b>	26	8	8	8	8	8	8	8	8	8	8	8	8	8	8	8	8	8	8	8	8	8	8	8	8	8	8	8	8	8	8	8	8	8
71	<b>7</b>	71	19	19	19	19	19	19	19	19	19	19	19	19	19	19	19	19	19	19	19	19	19	19	19	19	19	19	19	19	19	19	19	19	19
19	<b>8</b>	19	25	25	25	25	25	25	25	25	25	25	25	25	25	25	25	25	25	25	25	25	25	25	25	25	25	25	25	25	25	25	25	25	25
8	<b>9</b>	8	7	7	7	7	7	7	7	7	7	7	7	7	7	7	7	7	7	7	7	7	7	7	7	7	7	7	7	7	7	7	7	7	7
25	<b>10</b>	25	88	88	88	88																													



# 4 HOURS OF IMOLA



## MICHELIN GT3 LE MANS CUP

### 4 Hours of Imola

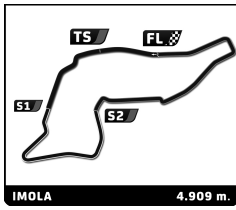
#### Race

#### Lap Chart

		LAP																																
Nr	Pos	33	34	35	36	37	38	39	40	41	42	43	44	45	46	47	48	49	50	51	52	53	54	55	56	57	58	59	60	61	62	63	64	65
7	<b>1</b>	55	34	34	34	34	34	34	34	34	34	34	34	34	34	34	34	34	34	34	34	34	34	34	34	34	34	34	34	34	34	34	34	34
88	<b>2</b>	71	55	55	55	55	55	55	55	55	55	55	55	55	55	55	55	55	55	55	55	55	55	55	55	55	55	55	55	55	55	55	55	55
34	<b>3</b>	34	71	26	26	26	26	26	26	26	26	26	26	26	26	26	26	26	26	26	26	26	26	26	26	26	26	26	26	26	26	26	26	26
55	<b>4</b>	26	26	71	51	51	51	51	51	51	51	51	51	51	51	51	51	51	51	51	51	51	51	51	51	51	51	51	51	51	51	51	51	51
51	<b>5</b>	19	51	51	71	71	71	19	19	19	19	19	19	19	19	19	19	19	19	19	19	19	19	19	19	19	19	19	19	19	19	19	19	19
26	<b>6</b>	51	19	19	19	19	19	71	71	71	71	71	71	71	71	71	71	71	71	71	71	71	71	71	71	71	71	71	71	71	71	71	71	71
71	<b>7</b>	8	8	8	8	8	8	8	8	8	8	8	8	8	8	8	8	8	8	8	8	8	8	8	8	8	8	8	8	8	8	8	8	
19	<b>8</b>	7	7	7	7	7	7	7	7	7	7	7	7	7	7	7	7	7	7	7	7	7	7	7	7	7	7	71	8	8	8	71	71	
8	<b>9</b>	25	25	25	25	25	25	25	25	25	25	25	25	25	25	25	25	25	25	25	25	25	25	25	25	25	25	25	25	25	25	25	25	25
25	<b>10</b>																																	



# 4 HOURS OF IMOLA



## MICHELIN GT3 LE MANS CUP

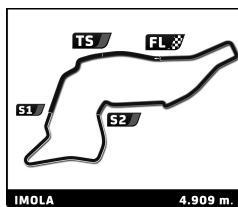
4 Hours of Imola

Race

Lap Chart

### LAP

Nr	Pos	66	67	68
7	1	34	34	34
88	2	55	55	55
34	3	26	26	26
55	4	51	51	51
51	5	19	19	
26	6	7	7	
71	7	8	8	
19	8	71	71	
8	9	25		
25	10			



## MICHELIN GT3 LE MANS CUP

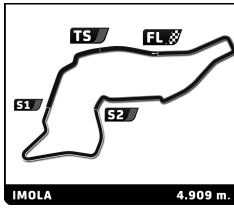
### 4 Hours of Imola Race

#### Best Sector Times

SECTOR 1			SECTOR 2		SECTOR 3		Pos	Team	Cl	Ideal Lap	Best Lap	
Pos	Driver	Time	Driver	Time	Driver	Time						
1	51 F.CASTELLACCI	21.836	55 A.QUAIFE-HOBBS	33.580	7 M.CRESSONI	47.506	1	AF Corse	GT3	1:43.000	1:43.209	(1)
2	7 M.CRESSONI	21.889	51 F.CASTELLACCI	33.642	51 F.CASTELLACCI	47.522	2	BMS Scuderia Italia	GT3	1:43.198	1:43.281	(2)
3	34 E.HANKEY	21.926	34 E.HANKEY	33.754	8 S.HIESSE	47.550	3	FFF Racing Team by ACM	GT3	1:43.231	1:43.373	(3)
4	26 M.VAXIVIÈRE	21.962	7 M.CRESSONI	33.803	55 A.QUAIFE-HOBBS	47.564	4	8 Villorba Corse	GT3	1:43.331	1:43.406	(4)
5	8 S.HIESSE	21.976	8 S.HIESSE	33.805	34 E.HANKEY	47.684	5	34 TF Sport	GT3	1:43.364	1:43.455	(5)
6	55 A.QUAIFE-HOBBS	22.087	26 M.VAXIVIÈRE	33.879	26 M.VAXIVIÈRE	47.699	6	26 Classic & Modern Racing	GT3	1:43.540	1:43.594	(6)
7	71 M.RASMUSSEN	22.133	19 N.MOORE	34.246	19 N.MOORE	48.223	7	19 Tockwith Motorsports	GT3	1:44.612	1:44.707	(7)
8	19 N.MOORE	22.143	25 J.MOWLEM	34.329	71 M.RASMUSSEN	48.468	8	71 AF Corse	GT3	1:45.300	1:45.525	(9)
9	25 J.MOWLEM	22.391	71 M.RASMUSSEN	34.699	25 J.MOWLEM	48.598	9	25 FF Corse	GT3	1:45.318	1:45.430	(8)
10	88 E.PERFETTI	22.964	88 E.PERFETTI	35.524	88 E.PERFETTI	50.074	10	88 Mentos Racing	GT3	1:48.562		



# 4 HOURS IMOLA



## MICHELIN GT3 LE MANS CUP

4 Hours of Imola

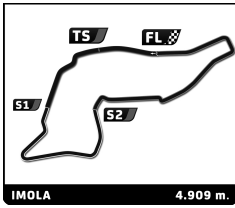
After Race

Event maximum speed

Team	Car	Class	Driver	Top Speed	Lap	Session
71 AF Corse	Ferrari F458 Italia GT3	GT3	Mads RASMUSSEN	268.7	24	Race
8 Villorba Corse	Ferrari F458 Italia GT3	GT3	Cédric MEZARD	268.0	25	Race
7 BMS Scuderia Italia	Ferrari F458 Italia GT3	GT3	Matteo CRESSONI	267.3	59	Race
88 Mentos Racing	Porsche Porsche 991 GT3 R	GT3	Egidio PERFETTI	264.7	6	Qualifying Session
34 TF Sport	Aston Martin V12 Vantage GT3	GT3	Salih YOLUC	264.1	17	Race
51 AF Corse	Ferrari F488	GT3	Francesco CASTELLACCI	264.1	67	Race
19 Tockwith Motorsports	Audi R8 LMS	GT3	Phillip HANSON	262.8	29	Race
26 Classic & Modern Racing	Ferrari F458 Italia GT3	GT3	Mathieu VAXIVIÈRE	262.8	68	Race
55 FFF Racing Team by ACM	McLaren 650S	GT3	Hiroshi HAMAGUCHI	260.9	32	Race
25 FF Corse	Ferrari F488	GT3	Ivor DUNBAR	259.0	6	Qualifying Session
5 FFF Racing Team by ACM	Lamborghini Huracan GT3	GT3	Fu SONGYANG	250.6	11	Free Practice 1



# 4 HOURS IMOLA



## MICHELIN GT3 LE MANS CUP

### 4 Hours of Imola

#### Race

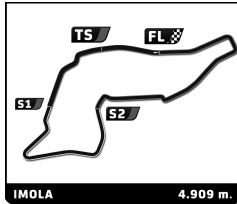
#### Distance and Speed Average

Nr.	Team	Drivers	Car	Cl	Ty	Laps	Distance	Total Time	Kph
1	34 TF Sport	S. YOLUC / E. HANKEY	Aston Martin V12 Vantage GT3	GT3	M	68	333,81	2:00:55.622	165.6
2	55 FFF Racing Team by ACM	H. HAMAGUCHI / A. QUAIFFE-HOBBS	McLaren 650S	GT3	M	68	333,81	2:01:12.382	165.2
3	26 Classic & Modern Racing	N. MISSLIN / M. YAXIVIÈRE	Ferrari F458 Italia GT3	GT3	M	68	333,81	2:01:39.923	164.6
4	51 AF Corse	T. FLOHR / F. CASTELLACCI	Ferrari F488	GT3	M	68	333,81	2:01:43.570	164.5
5	19 Tockwith Motorsports	P. HANSON / N. MOORE	Audi R8 LMS	GT3	M	67	328,90	2:00:55.877	163.2
6	7 BMS Scuderia Italia	L. LUCCHINI / M. CRESSONI	Ferrari F458 Italia GT3	GT3	M	67	328,90	2:01:14.180	162.8
7	8 Villorba Corse	C. MEZARD / S. HIESSE	Ferrari F458 Italia GT3	GT3	M	67	328,90	2:01:30.217	162.4
8	71 AF Corse	F. BARREIROS / M. RASMUSSEN	Ferrari F458 Italia GT3	GT3	M	67	328,90	2:01:39.652	162.2
9	25 FF Corse	I. DUNBAR / J. MOWLEM	Ferrari F488	GT3	M	66	323,99	2:01:58.682	159.4
<b>Not classified:</b>									
88	Mentos Racing	E. PERFETTI / K. BACHLER	Porsche Porsche 991 GT3 R	GT3	M	4	19,63	11:17.746	104.3





# 4 HOURS IMOLA



## MICHELIN GT3 LE MANS CUP

### 4 Hours of Imola

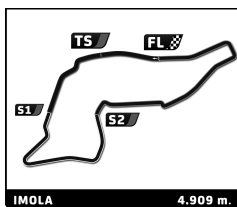
### Race

### Fastest Lap Sequence

Practice Time	Team	Car	Class	Driver	Time	Kph	Lap
3:35.997	34 TF Sport	Aston Martin V12 Vanlage GT3	GT3	Salih YOLUC	1:46.922	165.3	2
3:36.389	55 FFF Racing Team by ACM	McLaren 650S	GT3	Hiroshi HAMAGUCHI	1:46.878	165.4	2
5:22.031	34 TF Sport	Aston Martin V12 Vanlage GT3	GT3	Salih YOLUC	1:46.034	166.7	3
5:22.333	55 FFF Racing Team by ACM	McLaren 650S	GT3	Hiroshi HAMAGUCHI	1:45.944	166.8	3
8:49.406	7 BMS Scuderia Italia	Ferrari F458 Italia GT3	GT3	Luigi LUCCHINI	1:45.778	167.1	4
8:53.547	34 TF Sport	Aston Martin V12 Vanlage GT3	GT3	Salih YOLUC	1:45.526	167.5	5
10:34.920	7 BMS Scuderia Italia	Ferrari F458 Italia GT3	GT3	Luigi LUCCHINI	1:45.514	167.5	5
10:39.587	55 FFF Racing Team by ACM	McLaren 650S	GT3	Hiroshi HAMAGUCHI	1:45.368	167.7	6
14:10.389	34 TF Sport	Aston Martin V12 Vanlage GT3	GT3	Salih YOLUC	1:45.311	167.8	8
14:10.764	55 FFF Racing Team by ACM	McLaren 650S	GT3	Hiroshi HAMAGUCHI	1:45.182	168.0	8
15:51.124	7 BMS Scuderia Italia	Ferrari F458 Italia GT3	GT3	Luigi LUCCHINI	1:45.141	168.1	8
21:13.001	55 FFF Racing Team by ACM	McLaren 650S	GT3	Hiroshi HAMAGUCHI	1:45.089	168.2	12
22:57.522	34 TF Sport	Aston Martin V12 Vanlage GT3	GT3	Salih YOLUC	1:45.076	168.2	13
26:28.718	55 FFF Racing Team by ACM	McLaren 650S	GT3	Hiroshi HAMAGUCHI	1:44.838	168.6	15
1:04:38.255	51 AF Corse	Ferrari F488	GT3	Francesco CASTELLACCI	1:44.359	169.3	4
1:07:10.048	34 TF Sport	Aston Martin V12 Vanlage GT3	GT3	Euan HANKEY	1:44.278	169.5	4
1:08:06.879	51 AF Corse	Ferrari F488	GT3	Francesco CASTELLACCI	1:43.788	170.3	6
1:12:22.498	34 TF Sport	Aston Martin V12 Vanlage GT3	GT3	Euan HANKEY	1:43.615	170.6	7
1:18:30.028	51 AF Corse	Ferrari F488	GT3	Francesco CASTELLACCI	1:43.507	170.7	12
1:21:57.457	51 AF Corse	Ferrari F488	GT3	Francesco CASTELLACCI	1:43.492	170.8	14
1:23:40.687	51 AF Corse	Ferrari F488	GT3	Francesco CASTELLACCI	1:43.230	171.2	15
1:53:04.178	51 AF Corse	Ferrari F488	GT3	Francesco CASTELLACCI	1:43.209	171.2	32



# 4 HOURS IMOLA



## MICHELIN GT3 LE MANS CUP 4 Hours of Imola Race

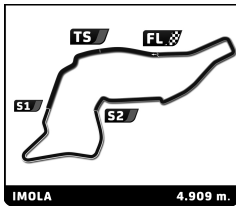
Analysis by lap

Lapped

Nr	Lap Time	Gap	Nr	Lap Time	Gap	Nr	Lap Time	Gap	Nr	Lap Time	Gap	Nr	Lap Time	Gap
<b>Lap 1</b>			25	1:51.478	30.762	25	1:51.513	1:00.389	7	1:46.556	1:42.889	<b>Lap 21</b>		
34	1:49.075		7	1:45.514	1:41.373	7	1:45.151	1:40.210	<b>Lap 16</b>			34	1:45.029	
55	1:49.511	0.436	<b>Lap 6</b>			<b>Lap 11</b>			34	1:45.097		55	1:46.640	2.388
26	1:49.942	0.867	34	1:45.742		34	1:45.654		55	1:45.270	0.851	7	1:46.732	1 Lap
71	1:53.001	3.926	55	1:45.368	0.298	55	1:46.002	0.870	26	1:46.373	8.976	26	1:46.812	13.324
51	1:54.746	5.671	26	1:46.020	2.129	26	1:46.673	4.981	71	1:46.744	24.075	25	1:51.868	1 Lap
8	1:55.356	6.281	71	1:46.519	9.739	71	1:47.458	15.294	51	1:47.131	31.592	71	1:45.525	26.528
19	1:56.086	7.011	51	1:47.567	16.239	51	1:46.686	22.233	8	1:47.221	32.055	51	1:46.861	37.376
25	1:57.839	8.764	8	1:46.841	16.830	8	1:47.119	23.405	19	1:47.279	32.727	8	1:47.219	38.118
7	3:12.115	1:23.040	19	1:47.018	17.588	19	1:46.861	23.804	25	1:49.625	1:30.656	19	1:46.916	38.302
88	3:20.771	1:31.696	25	1:51.925	36.945	25	1:50.490	1:05.225	7	1:46.238	1:44.030	<b>Lap 22</b>		
<b>Lap 2</b>			88	3:35.149	2 Laps	7	1:46.249	1:40.805	<b>Lap 17</b>			34	1:45.045	
34	1:46.922		7	1:45.688	1:41.319	<b>Lap 12</b>			34	1:44.894		55	1:45.240	2.583
55	1:46.878	0.392	<b>Lap 7</b>			34	1:45.404		55	1:45.031	0.988	7	1:45.944	1 Lap
26	1:47.322	1.267	34	1:45.789		55	1:45.089	0.555	26	1:45.786	9.868	26	1:46.067	14.346
71	1:47.359	4.363	55	1:45.995	0.504	26	1:46.010	5.587	71	1:46.533	25.714	25	1:50.441	1 Lap
51	1:48.208	6.957	26	1:45.952	2.292	71	1:46.070	15.960	51	1:46.792	33.490	71	1:45.944	27.427
8	1:48.674	8.033	71	1:46.894	10.844	51	1:46.737	23.566	8	1:46.697	33.858	51	1:46.342	38.673
19	1:48.705	8.794	51	1:46.755	17.205	8	1:46.363	24.364	19	1:46.450	34.283	8	1:46.566	39.639
25	1:52.431	14.273	8	1:46.847	17.888	19	1:46.589	24.989	25	1:49.691	1:35.453	19	1:46.971	40.228
7	2:04.972	1:41.090	19	1:46.740	18.539	25	1:50.879	1:10.700	7	1:46.098	1:45.234	<b>Lap 23</b>		
<b>Lap 3</b>			25	1:51.536	42.692	7	1:45.543	1:40.944	<b>Lap 18</b>			34	1:45.575	
34	1:46.034		7	1:45.375	1:40.905	<b>Lap 13</b>			34	1:46.036		55	1:45.294	2.302
55	1:45.944	0.302	<b>Lap 8</b>			34	1:45.076		55	1:45.510	0.462	7	1:45.818	1 Lap
26	1:46.358	1.591	34	1:45.311		55	1:45.294	0.773	26	1:46.453	10.285	26	1:45.671	14.442
71	1:48.397	6.726	55	1:45.182	0.375	26	1:45.791	6.302	71	1:45.670	25.348	25	1:50.644	1 Lap
88	2:10.582	1 Lap	26	1:45.503	2.484	71	1:46.414	17.298	51	1:46.206	33.660	71	1:46.130	27.982
51	1:48.882	9.805	71	1:47.231	12.764	51	1:47.355	25.845	8	1:46.315	34.137	51	1:46.827	39.925
8	1:48.261	10.260	51	1:46.960	18.854	8	1:47.101	26.389	19	1:46.923	35.170	8	1:46.400	40.464
19	1:48.274	11.034	8	1:46.994	19.571	19	1:46.907	26.820	25	1:49.433	1:38.850	19	1:46.485	41.138
25	1:51.455	19.694	19	1:46.858	20.086	25	1:50.282	1:15.906	<b>Lap 19</b>			<b>Lap 24</b>		
7	1:46.541	1:41.597	25	1:51.644	49.025	7	1:45.564	1:41.432	34	1:45.685		34	1:45.211	
<b>Lap 4</b>			7	1:45.141	1:40.735	<b>Lap 14</b>			55	1:45.621	0.398	55	1:45.230	2.321
34	1:45.990		<b>Lap 9</b>			34	1:45.406		7	1:47.351	1 Lap	7	1:46.012	1 Lap
55	1:46.316	0.628	34	1:45.587		55	1:45.585	0.952	26	1:45.959	10.559	26	1:46.248	15.479
26	1:45.992	1.593	55	1:45.572	0.360	26	1:45.928	6.824	71	1:45.960	25.623	71	1:46.513	29.284
71	1:47.104	7.840	26	1:46.159	3.056	71	1:46.136	18.028	51	1:46.364	34.339	25	1:51.823	1 Lap
51	1:49.429	13.244	71	1:45.975	13.152	51	1:47.322	27.761	8	1:46.507	34.959	51	1:46.612	41.326
8	1:49.498	13.768	51	1:46.599	19.866	8	1:47.067	28.050	19	1:46.164	35.649	8	1:46.823	42.076
19	1:49.154	14.198	8	1:46.466	20.450	19	1:47.234	28.648	<b>Lap 20</b>			19	1:46.907	42.834
25	1:51.106	24.810	19	1:46.677	21.176	25	1:51.011	1:21.511	34	1:45.795		<b>Lap 25</b>		
88	2:11.244	1 Lap	25	1:50.850	54.288	7	1:45.419	1:41.445	55	1:46.174	0.777	34	1:45.524	
7	1:45.778	1:41.385	7	1:45.323	1:40.471	<b>Lap 15</b>			7	1:45.889	1 Lap	55	1:45.667	2.464
<b>Lap 5</b>			<b>Lap 10</b>			34	1:45.112		26	1:46.777	11.541	7	1:45.962	1 Lap
34	1:45.526		34	1:45.412		55	1:44.838	0.678	71	1:46.204	26.032	26	1:46.320	16.275
55	1:45.570	0.672	55	1:45.574	0.522	26	1:45.988	7.700	51	1:47.000	35.544	71	1:45.885	29.645
26	1:45.784	1.851	26	1:46.318	3.962	71	1:49.512	22.428	8	1:46.764	35.928	25	1:49.962	1 Lap
71	1:46.648	8.962	71	1:45.750	13.490	51	1:46.909	29.558	19	1:46.561	36.415	51	1:46.724	42.526
51	1:46.696	14.414	51	1:46.747	21.201	8	1:46.993	29.931	<b>Lap 21</b>			8	1:46.341	42.893
8	1:47.489	15.731	8	1:46.902	21.940	19	1:47.009	30.545	19	1:46.338	43.648	19	1:46.338	43.648
19	1:47.640	16.312	19	1:46.833	22.597	25	1:49.729	1:26.128						



# 4 HOURS IMOLA



## MICHELIN GT3 LE MANS CUP

### 4 Hours of Imola

### Race

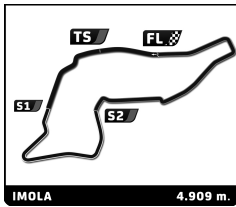
### Analysis by lap

Lapped

Nr	Lap Time	Gap	Nr	Lap Time	Gap	Nr	Lap Time	Gap	Nr	Lap Time	Gap	Nr	Lap Time	Gap
<b>Lap 26</b>			<b>Lap 31</b>			<b>Lap 36</b>			<b>Lap 41</b>			<b>Lap 46</b>		
34	1:45.802		34	1:45.511		34	1:44.434		34	1:43.944		34	1:43.940	15.740
55	1:45.729	2.391	55	1:45.934	2.938	55	1:44.503	13.711	25	1:45.967	2 Laps	55	1:46.042	2 Laps
7	1:45.526	1 Lap	7	1:46.997	1 Lap	7	1:45.187	1 Lap	55	1:44.306	13.806	7	1:43.676	1 Lap
26	1:46.016	16.489	26	1:45.529	18.693	26	1:45.977	33.158	7	1:44.213	1 Lap	26	1:44.712	39.637
71	1:47.294	31.137	71	1:47.074	38.179	51	1:44.836	57.321	26	1:44.759	36.962	51	1:43.230	54.950
25	1:50.226	1 Lap	19	1:46.718	51.678	71	1:50.611	1:00.804	51	1:43.878	56.450	19	1:45.105	1:19.025
51	1:46.951	43.675	8	2:05.445	1:09.543	19	1:45.474	1:05.506	19	1:45.487	1:12.663	71	1:46.319	1:28.475
8	1:47.098	44.189	<b>Lap 32</b>			8	1:45.293	1:16.987	<b>Lap 42</b>			<b>Lap 47</b>		
19	1:46.939	44.785	34	1:45.321		25	1:47.396	1 Lap	34	1:43.631		34	1:43.950	
<b>Lap 27</b>			55	1:46.071	3.688	<b>Lap 37</b>			25	1:46.027	2 Laps	8	1:44.477	1 Lap
34	1:45.494		7	1:47.362	1 Lap	34	1:44.278		55	1:44.384	14.559	55	1:44.002	15.792
55	1:45.123	2.020	71	1:46.524	39.382	55	1:44.409	13.842	25	1:44.384	14.559	25	1:45.430	2 Laps
7	1:51.720	1 Lap	19	1:46.157	52.514	7	1:44.515	1 Lap	7	1:43.934	1 Lap	7	1:44.008	1 Lap
26	1:46.089	17.084	51	3:36.376	1 Lap	26	1:44.372	33.252	26	1:44.262	37.593	26	1:44.785	40.472
71	1:47.602	33.245	25	3:49.327	2 Laps	51	1:43.788	56.831	51	1:43.629	56.448	51	1:43.739	54.739
51	1:47.639	45.820	7	1:47.150	2:05.652	71	1:48.052	1:04.578	19	1:45.026	1:14.058	19	1:44.807	1:19.882
8	1:47.888	46.583	<b>Lap 33</b>			19	1:45.173	1:06.401	71	1:46.260	1:18.743	71	1:46.590	1:31.115
19	1:47.778	47.069	55	2:03.008		8	1:45.343	1:18.052	<b>Lap 43</b>			<b>Lap 48</b>		
25	1:59.109	1 Lap	26	3:40.748	1 Lap	<b>Lap 38</b>			34	1:43.782		34	1:43.838	
<b>Lap 28</b>			71	1:45.832	18.518	34	1:44.715		8	1:59.340	1 Lap	8	1:44.203	1 Lap
34	1:45.800		51	2:07.169	1 Lap	25	1:47.432	2 Laps	25	1:46.033	2 Laps	55	1:43.960	15.914
55	1:45.904	2.124	8	3:51.636	1 Lap	55	1:43.960	13.087	55	1:44.131	14.908	7	1:44.844	1 Lap
7	1:46.343	1 Lap	34	3:32.472	1:25.776	7	1:44.467	1 Lap	7	1:43.974	1 Lap	25	1:47.254	2 Laps
26	1:45.909	17.193	25	2:09.503	2 Laps	26	1:45.383	33.920	26	1:44.217	38.028	26	1:44.242	40.876
71	1:47.390	34.835	26	2:06.237	2:13.661	51	1:43.866	55.982	51	1:43.507	56.173	51	1:43.940	54.841
51	1:46.427	46.447	19	3:37.459	2:23.277	71	1:46.896	1:06.759	19	1:45.136	1:15.412	19	1:45.555	1:21.599
8	1:46.761	47.544	51	1:46.429	2:40.515	19	1:45.352	1:07.038	71	1:46.572	1:21.533	71	1:46.821	1:34.098
19	1:46.769	48.038	8	1:48.533	2:57.695	8	1:45.195	1:18.532	<b>Lap 44</b>			<b>Lap 49</b>		
25	1:49.678	1 Lap	25	1:49.436	1 Lap	<b>Lap 39</b>			34	1:43.788		34	1:43.652	
<b>Lap 29</b>			<b>Lap 34</b>			34	1:44.120		8	1:44.644	1 Lap	8	1:44.245	1 Lap
34	1:45.981		34	2:02.432		25	1:46.438	2 Laps	25	1:45.755	2 Laps	55	1:44.005	16.267
55	1:45.929	2.072	7	3:31.364	1 Lap	55	1:44.037	13.004	55	1:44.441	15.561	7	1:44.045	1 Lap
7	1:47.590	1 Lap	55	3:41.291	13.083	7	1:44.303	1 Lap	7	1:43.870	1 Lap	25	1:45.718	2 Laps
26	1:46.391	17.603	71	3:36.348	26.658	26	1:45.055	34.855	26	1:44.336	38.576	26	1:43.594	40.818
71	1:46.741	35.595	26	1:46.215	31.668	51	1:44.311	56.173	51	1:43.937	56.322	51	1:44.794	55.983
51	1:46.509	46.975	51	1:45.373	57.680	19	1:46.442	1:09.360	19	1:45.143	1:16.767	19	1:44.957	1:22.904
8	1:47.356	48.919	19	2:07.779	1:02.848	71	1:47.875	1:10.514	71	1:46.232	1:23.977	71	1:46.860	1:37.306
19	1:47.441	49.498	8	1:46.334	1:15.821	8	1:44.994	1:19.406	<b>Lap 45</b>			<b>Lap 50</b>		
25	1:49.188	1 Lap	25	1:47.599	1 Lap	<b>Lap 40</b>			34	1:43.933		34	1:43.754	
<b>Lap 30</b>			<b>Lap 35</b>			34	1:43.615		8	1:44.779	1 Lap	55	1:44.219	16.732
34	1:45.472		34	1:45.120		25	1:46.874	2 Laps	25	1:44.333	15.961	8	1:45.617	1 Lap
55	1:45.915	2.515	55	1:45.679	13.642	55	1:44.055	13.444	25	1:47.186	2 Laps	7	1:43.817	1 Lap
7	1:47.303	1 Lap	7	2:04.181	1 Lap	7	1:44.225	1 Lap	7	1:44.038	1 Lap	25	1:46.042	2 Laps
26	1:46.544	18.675	26	1:45.067	31.615	26	1:44.907	36.147	26	1:44.443	39.086	26	1:44.565	41.629
71	1:46.493	36.616	71	2:13.089	54.627	51	1:43.958	56.516	51	1:43.492	55.881	51	1:43.755	55.984
51	1:46.566	48.069	51	1:44.359	56.919	19	1:45.375	1:11.120	19	1:45.247	1:18.081	19	1:45.789	1:24.939
8	1:46.162	49.609	19	1:46.738	1:04.466	71	1:46.719	1:13.618	71	1:46.273	1:26.317	71	1:46.298	1:39.850
19	1:46.445	50.471	8	1:45.427	1:16.128	8	1:45.033	1:20.824	<b>Lap 46</b>			<b>Lap 51</b>		
25	1:49.595	1 Lap	25	1:47.130	1 Lap	<b>Lap 41</b>			34	1:44.161		34	1:43.455	
<b>Lap 30</b>			<b>Lap 35</b>			34	1:43.615		8	1:45.054	1 Lap	55	1:43.893	17.170
34	1:45.472		34	1:45.120		25	1:46.874	2 Laps	<b>Lap 46</b>			8	1:44.211	1 Lap
55	1:45.915	2.515	55	1:45.679	13.642	55	1:44.055	13.444	<b>Lap 46</b>			<b>Lap 51</b>		
7	1:47.303	1 Lap	7	2:04.181	1 Lap	7	1:44.225	1 Lap	<b>Lap 46</b>			<b>Lap 51</b>		
26	1:46.544	18.675	26	1:45.067	31.615	26	1:44.907	36.147	<b>Lap 46</b>			<b>Lap 51</b>		
71	1:46.493	36.616	71	2:13.089	54.627	51	1:43.958	56.516	<b>Lap 46</b>			<b>Lap 51</b>		
51	1:46.566	48.069	51	1:44.359	56.919	19	1:45.375	1:11.120	<b>Lap 46</b>			<b>Lap 51</b>		
8	1:46.162	49.609	19	1:46.738	1:04.466	71	1:46.719	1:13.618	<b>Lap 46</b>			<b>Lap 51</b>		
19	1:46.445	50.471	8	1:45.427	1:16.128	8	1:45.033	1:20.824	<b>Lap 46</b>			<b>Lap 51</b>		
25	1:49.595	1 Lap	25	1:47.130	1 Lap	<b>Lap 41</b>			<b>Lap 46</b>			<b>Lap 51</b>		
<b>Lap 30</b>			<b>Lap 35</b>			34	1:43.615		<b>Lap 46</b>			<b>Lap 51</b>		
34	1:45.472		34	1:45.120		25	1:46.874	2 Laps	<b>Lap 46</b>			<b>Lap 51</b>		
55	1:45.915	2.515	55	1:45.679	13.642	55	1:44.055	13.444	<b>Lap 46</b>			<b>Lap 51</b>		
7	1:47.303	1 Lap	7	2:04.181	1 Lap	7	1:44.225	1 Lap	<b>Lap 46</b>			<b>Lap 51</b>		
26	1:46.544	18.675	26	1:45.067	31.615	26	1:44.907	36.147	<b>Lap 46</b>			<b>Lap 51</b>		
71	1:46.493	36.616	71	2:13.089	54.627	51	1:43.958	56.516	<b>Lap 46</b>			<b>Lap 51</b>		
51	1:46.566	48.069	51	1:44.359	56.919	19	1:45.375	1:11.120	<b>Lap 46</b>			<b>Lap 51</b>		
8	1:46.162	49.609	19	1:46.738	1:04.466	71	1:46.719	1:13.618	<b>Lap 46</b>			<b>Lap 51</b>		
19	1:46.445	50.471	8	1:45.427	1:16.128	8	1:45.033	1:20.824	<b>Lap 46</b>			<b>Lap 51</b>		
25	1:49.595	1 Lap	25	1:47.130	1 Lap	<b>Lap 41</b>			<b>Lap 46</b>			<b>Lap 51</b>		



# 4 HOURS IMOLA



## MICHELIN GT3 LE MANS CUP

### 4 Hours of Imola

#### Race

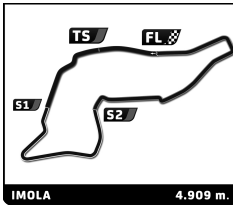
#### Analysis by lap

Lapped

Nr	Lap Time	Gap	Nr	Lap Time	Gap	Nr	Lap Time	Gap	Nr	Lap Time	Gap	Nr	Lap Time	Gap			
7	1:43.583	1 Lap	25	1:45.778	2 Laps	51	1:44.276	51.028	25	1:45.699	2 Laps	19	1:45.161	1:43.340			
25	1:46.096	2 Laps	26	1:44.457	41.641	25	1:46.272	2 Laps									
26	1:44.078	42.252	51	1:43.677	52.955	19	1:45.572	1:37.817									
51	1:43.942	56.471	19	1:45.195	1:32.164												
19	1:45.216	1:26.700															
71	1:47.544	1:43.939															
<b>Lap 52</b>			<b>Lap 57</b>			<b>Lap 62</b>			<b>Lap 67</b>								
34	1:44.156		34	1:44.186		34	1:44.198		34	1:44.366							
55	1:43.804	16.818	71	1:46.370	1 Lap	55	1:43.803	19.091	55	1:43.373	16.903	7	1:43.552	1 Lap			
8	1:44.041	1 Lap	55	1:44.060	14.745	7	1:43.546	1 Lap	7	1:43.552	1 Lap	8	1:44.788	1 Lap			
7	1:43.980	1 Lap	8	1:44.104	1 Lap	8	1:44.511	1 Lap	8	1:44.788	1 Lap	71	1:46.094	1 Lap			
25	1:45.489	2 Laps	7	1:43.281	1 Lap	26	1:43.777	43.110	26	1:43.835	43.520	26	1:43.835	43.520			
26	1:44.029	42.125	26	1:45.602	43.057	51	1:43.371	50.201	51	1:43.607	48.552	51	1:43.607	48.552			
51	1:43.723	56.038	25	1:47.384	2 Laps	25	1:45.734	2 Laps	25	1:45.913	2 Laps	25	1:45.913	2 Laps			
19	1:45.439	1:27.983	51	1:43.585	52.354	19	1:45.013	1:38.632									
<b>Lap 53</b>			<b>Lap 58</b>			<b>Lap 63</b>			<b>Lap 68</b>								
34	1:44.835		34	1:44.024		34	1:44.167		34	1:44.582							
71	1:47.512	1 Lap	71	1:46.549	1 Lap	55	1:44.384	19.308	19	1:45.863	1 Lap	19	1:45.863	1 Lap			
55	1:44.009	15.992	55	1:43.845	14.566	7	1:44.764	1 Lap	55	1:44.439	16.760	55	1:44.439	16.760			
8	1:44.947	1 Lap	8	1:43.637	1 Lap	71	1:47.291	1 Lap	7	1:43.444	1 Lap	7	1:43.444	1 Lap			
7	1:43.334	1 Lap	7	1:43.346	1 Lap	8	1:47.303	1 Lap	8	1:44.696	1 Lap	8	1:44.696	1 Lap			
25	1:46.541	2 Laps	26	1:44.254	43.287	26	1:43.872	42.815	71	1:47.478	1 Lap	71	1:47.478	1 Lap			
26	1:44.497	41.787	25	1:46.246	2 Laps	51	1:43.209	49.243	26	1:45.363	44.301	26	1:45.363	44.301			
51	1:43.871	55.074	51	1:43.401	51.731	25	1:45.978	2 Laps	51	1:43.978	47.948	51	1:43.978	47.948			
19	1:46.340	1:29.488	19	1:44.846	1:34.166	19	1:45.257	1:39.722	25	1:45.454	2 Laps	25	1:45.454	2 Laps			
<b>Lap 54</b>			<b>Lap 59</b>			<b>Lap 64</b>											
34	1:44.736		34	1:43.785		34	1:44.007										
71	1:46.469	1 Lap	71	1:48.067	1 Lap	55	1:44.384	19.308									
55	1:43.805	15.061	55	1:47.093	17.874	7	1:44.034	1 Lap									
8	1:43.927	1 Lap	8	1:46.189	1 Lap	8	1:45.423	1 Lap									
7	1:43.598	1 Lap	7	1:43.669	1 Lap	71	1:47.322	1 Lap									
25	1:46.608	2 Laps	26	1:44.079	43.581	26	1:44.898	43.706									
26	1:43.889	40.940	25	1:45.526	2 Laps	51	1:43.675	48.911									
51	1:43.811	54.149	51	1:43.345	51.291	25	1:45.917	2 Laps									
19	1:45.345	1:30.097	19	1:44.707	1:35.088	19	1:45.347	1:41.062									
<b>Lap 55</b>			<b>Lap 60</b>			<b>Lap 65</b>											
34	1:44.240		34	1:43.987		34	1:43.895										
71	1:46.126	1 Lap	55	1:46.087	19.974	55	1:43.380	18.681									
55	1:43.944	14.765	7	1:45.435	1 Lap	7	1:44.071	1 Lap									
8	1:43.674	1 Lap	8	1:47.184	1 Lap	8	1:44.827	1 Lap									
7	1:43.510	1 Lap	71	1:48.923	1 Lap	71	1:46.929	1 Lap									
25	1:46.443	2 Laps	26	1:43.984	43.578	26	1:43.942	43.753									
26	1:44.530	41.230	25	1:45.484	2 Laps	51	1:44.317	49.333									
51	1:43.415	53.324	51	1:43.637	50.941	25	1:45.487	2 Laps									
19	1:45.158	1:31.015	19	1:45.333	1:36.434	19	1:44.849	1:42.016									
<b>Lap 56</b>			<b>Lap 61</b>			<b>Lap 66</b>											
34	1:44.046		34	1:44.189		34	1:43.837										
71	1:46.583	1 Lap	55	1:43.701	19.486	55	1:43.375	17.896									
55	1:44.152	14.871	7	1:43.692	1 Lap	7	1:44.109	1 Lap									
8	1:43.406	1 Lap	71	1:46.301	1 Lap	8	1:44.882	1 Lap									
7	1:43.607	1 Lap	8	1:50.206	1 Lap	71	1:46.464	1 Lap									
			26	1:44.142	43.531	26	1:44.135	44.051									
						51	1:43.815	49.311									



# 4 HOURS IMOLA



## MICHELIN GT3 LE MANS CUP

### 4 Hours of Imola

### Race

### Pit Stop Analysis

Nr.	In Time	In Driver	Out Time	Out Driver	Pit Time	T. Pit Time	Nr.	In Time	In Driver	Out Time	Out Driver	Pit Time	T. Pit Time	
<b>7</b>	<b>BMS Scuderia Italia</b> Ferrari F458 Italia GT3						GT3							
1	17:02:52.171	L. LUCCHINI	17:03:54.531	L. LUCCHINI	1:02.360	1:02.360								
2	18:00:39.894	L. LUCCHINI	18:02:40.809	M. CRESSONI	2:00.915	3:03.275								
<b>8</b>	<b>Villorba Corse</b> Ferrari F458 Italia GT3						GT3							
1	17:55:53.172	C. MEZARD	17:58:07.466	S. HIESSE	2:14.294	2:14.294								
2	18:15:54.305	S. HIESSE	18:16:28.299	S. HIESSE	33.994	2:48.288								
<b>19</b>	<b>Tockwith Motorsports</b> Audi R8 LMS						GT3							
1	17:59:25.564	P. HANSON	18:01:33.294	N. MOORE	2:07.730	2:07.730								
<b>25</b>	<b>FF Corse</b> Ferrari F488						GT3							
1	17:56:14.046	I. DUNBAR	17:58:29.809	J. MOWLEM	2:15.763	2:15.763								
<b>26</b>	<b>Classic &amp; Modern Racing</b> Ferrari F458 Italia GT3						GT3							
1	17:57:08.334	N. MISSLIN	17:59:17.867	M. VAXIVIÈRE	2:09.533	2:09.533								
<b>34</b>	<b>TF Sport</b> Aston Martin V12 Vantage GT3						GT3							
1	17:58:33.296	S. YOLUC	18:00:35.950	E. HANKEY	2:02.654	2:02.654								
<b>51</b>	<b>AF Corse</b> Ferrari F488						GT3							
1	17:55:51.599	T. FLOHR	17:57:57.049	F. CASTELLACCI	2:05.450	2:05.450								
<b>55</b>	<b>FFF Racing Team by ACM</b> McLaren 650S						GT3							
1	17:58:36.547	H. HAMAGUCHI	18:00:47.510	A. SUTER	2:10.963	2:10.963								
<b>71</b>	<b>AF Corse</b> Ferrari F458 Italia GT3						GT3							
1	18:00:59.626	M. RASMUSSEN	18:03:05.298	F. BARREIRO	2:05.672	2:05.672								
<b>88</b>	<b>Mentos Racing</b> Porsche Porsche 991 GT3 R						GT3							
1	17:02:42.362	E. PERFETTI	17:04:04.660	E. PERFETTI	1:22.298	1:22.298								
2	17:07:50.923	E. PERFETTI	17:08:24.882	E. PERFETTI	33.959	1:56.257								
3	17:10:16.383	E. PERFETTI	17:12:01.404	E. PERFETTI	1:45.021	3:41.278								