



**Circuit de Spa
International GT Open
RACE 1**

CLASSIFICATION

21/05/2016

Clas.	Nº	Entrant / Team	Nat.	Driver	Nat.	St.	Driver 2	Nat.	St.	Vehicle	Cat.	Clas.	Laps	Total Time	Km/h.	Gap	Best	Time	Km/h.
1	1	RACE / BMW T. Teo Martin	ESP	<u>Miquel Ramos</u>	ESP	Silver	Roldan Rodriguez	ESP	Silver	BMW M6 GT3	GP	1º	25	1.10'06.131	149.867		13	2'19.009	181.387
2	14	V8 Racing	NLD	Nicky Pastorelli	NLD	Platinum	<u>Joshua Webster</u>	GBR	Silver	Renault RS01 GT3	GP	2º	25	1.10'08.363	149.788	2"232	14	2'18.694	181.799
3	88	Garage 59	GBR	<u>Alexander West</u>	GBR	Bronze	Côme Ledogar	FRA	Gold	McLaren 650 S GT3	GP	3º	25	1.10'13.502	149.605	7"371	11	2'18.369	182.226
4	22	Shaun Balfe / Balfe Motorsport	GBR	Shaun Balfe	GBR	Bronze	<u>Phil Keen</u>	GBR	Silver	Ferrari 458 Italia GT3	GP	4º	25	1.10'31.620	148.965	25"489	12	2'19.953	180.164
5	64	Ebimotors	ITA	<u>Emanuele Busnelli</u>	ITA	Bronze	Fabio Babini	ITA	Platinum	Lamborghini Huracan	GP	5º	25	1.10'33.912	148.884	27"781	20	2'20.690	179.220
6	34	TF Sport	GBR	Euan Hankey	GBR	Silver	<u>Salih Yoluc</u>	TUR	Bronze	Aston Martin Vantage	GP	6º	25	1.10'38.797	148.713	32"666	10	2'19.979	180.130
7	55	AF Corse	ITA	<u>Claudio Sdanewitsch</u>	ITA	Bronze	Stéphane Lémeret	BEL	Bronze	Ferrari 458 Italia GT3	GA	1º	25	1.10'41.652	148.612	35"521	14	2'20.161	179.896
8	27	Orange 1 T. Lazarus	ITA	Thomas Biagi	ITA	Gold	<u>Fabrizio Crestani</u>	ITA	Silver	Lamborghini Huracan	GP	7º	25	1.10'42.484	148.583	36"353	11	2'20.340	179.667
9	49	AF Corse	ITA	Alex Moiseev	ITA	Bronze	<u>Marco Cioci</u>	ITA	Gold	Ferrari 458 Italia GT3	GP	8º	25	1.10'57.134	148.072	51"003	11	2'20.060	180.026
10	59	Garage 59	GBR	Michael Benham	GBR	Bronze	<u>Duncan Tappy</u>	GBR	Gold	McLaren 650 S GT3	GP	9º	25	1.11'03.631	147.846	57"500	12	2'19.647	180.559
11	99	Sports and You	PRT	<u>Antonio Coimbra</u>	PRT	Bronze	Luis Silva	PRT	Bronze	Mercedes AMG GT3	GA	2º	25	1.11'48.753	146.298	1'42"622	11	2'22.987	176.341
12	10	J.Abbot / Radical Works Team	GBR	James Abbott	GBR	Silver	<u>Colin Noble</u>	GBR	Bronze	Radical RXC Turbo GT3	GP	10º	25	1.12'00.214	145.910	1'54"083	12	2'23.440	175.784
13	5	Drivex School	ESP	Juan Cruz Alvarez	ESP	Silver	<u>Anna Rathe</u>	NOR	Bronze	Audi R8 LMS Ultra	GP	11º	24	1.10'11.170	143.701	1 Lap.	21	2'21.801	177.816

NOT CLASSIFIED

14	15	V8 Racing	NLD	Braams Max	NLD	Bronze	<u>Filipe Barreiros</u>	PRT	Bronze	Renault RS01 GT3	GA	3º	11	37'46.397	122.379	14 Lap.	11	2'20.033	180.061
15	2	RACE / BMW T. Teo Martin	ESP	Gustavo Yacaman	ESP	Gold	<u>Fernando Monje</u>	ESP	Silver	BMW M6 GT3	GP	12º	2	04'43.865	177.651	23 Lap.	2	2'20.744	179.151

Fastest lap West - Ledogar 2'18.369 182.226 Km/h.

Published at:.....

Track Status **DRY**

Stewards:	Race Director:	Timekeeper:
------------------	-----------------------	------------------------





Circuit de Spa
International GT Open
RACE 1

LAP ANALYSIS

21/05/2016

Number	1			2			5			10			14		
	Lap Time	Partial	Speed	Lap Time	Partial	Speed	Lap Time	Partial	Speed	Lap Time	Partial	Speed	Lap Time	Partial	Speed
22 ^a - 1	0'39.674	0'39.674	246.858				0'40.709	0'40.709	238.675	0'40.279	0'40.279	251.163	0'40.104	0'40.104	242.697
22 ^a - 2	1'44.573	1'04.899	Rodriguez				1'45.707	1'04.998	Saravia	1'46.848	1'06.569	Abbott	1'44.202	1'04.098	Pastorelli
22 ^a - 3	2'19.985	0'35.412					2'22.604	0'36.897		2'23.858	0'37.010		2'19.828	0'35.626	
23 ^a - 1	0'39.688	0'39.688	246.858				0'40.665	0'40.665	238.675	0'40.441	0'40.441	251.163	0'40.289	0'40.289	242.697
23 ^a - 2	1'44.518	1'04.830	Rodriguez				1'48.205	1'07.540	Saravia	1'48.328	1'07.887	Abbott	1'44.081	1'03.792	Pastorelli
23 ^a - 3	2'20.257	0'35.739					2'25.708	0'37.503		2'25.280	0'36.952		2'19.595	0'35.514	
24 ^a - 1	0'39.646	0'39.646	248.276				0'40.565	0'40.565	241.341	0'40.417	0'40.417	251.163	0'39.978	0'39.978	244.068
24 ^a - 2	1'44.667	1'05.021	Rodriguez				1'45.561	1'04.996	Saravia	1'48.137	1'07.720	Abbott	1'44.030	1'04.052	Pastorelli
24 ^a - 3	2'20.350	0'35.683					2'21.956	0'36.395		2'26.183	0'38.046		2'19.820	0'35.790	
25 ^a - 1	0'39.676	0'39.676	245.455							0'42.226	0'42.226	236.066	0'40.262	0'40.262	240.000
25 ^a - 2	1'44.404	1'04.728	Rodriguez							1'51.480	1'09.254	Abbott	1'43.988	1'03.726	Pastorelli
25 ^a - 3	2'20.097	0'35.693								2'29.519	0'38.039		2'19.528	0'35.540	

Ideal Lap	
0'39.637	0'39.637
1'43.591	1'03.954
2'18.915	0'35.324

Ideal Lap	
0'39.975	0'39.975
1'44.644	1'04.669
2'20.532	0'35.888

Ideal Lap	
0'40.565	0'40.565
1'44.604	1'04.039
2'20.751	0'36.147

Ideal Lap	
0'40.279	0'40.279
1'46.455	1'06.176
2'22.786	0'36.331

Ideal Lap	
0'39.935	0'39.935
1'43.170	1'03.235
2'18.487	0'35.317

Ideal Best Lap	
0'39.332	0'39.332
1'42.567	1'03.235
2'17.712	0'35.145



Circuit de Spa
International GT Open
RACE 1

LAP ANALYSIS

21/05/2016

Number	15			22			27			34			49		
	Lap Time	Partial	Speed	Lap Time	Partial	Speed	Lap Time	Partial	Speed	Lap Time	Partial	Speed	Lap Time	Partial	Speed
Lap															
22 ^a - 1				0'40.083	0'40.083	244.068	0'39.998	0'39.998	246.858	0'39.668	0'39.668	246.858	0'40.088	0'40.088	245.455
22 ^a - 2				1'45.431	1'05.348	Balfe	1'44.971	1'04.973	Biagi	1'45.006	1'05.338	Hankey	1'46.718	1'06.630	Moiseev
22 ^a - 3				2'21.855	0'36.424		2'21.212	0'36.241		2'21.424	0'36.418		2'23.587	0'36.869	
23 ^a - 1				0'40.091	0'40.091	245.455	0'40.298	0'40.298	248.276	0'40.054	0'40.054	245.455	0'40.102	0'40.102	245.455
23 ^a - 2				1'46.031	1'05.940	Balfe	1'45.482	1'05.184	Biagi	1'45.756	1'05.702	Hankey	1'46.683	1'06.581	Moiseev
23 ^a - 3				2'22.353	0'36.322		2'21.600	0'36.118		2'22.044	0'36.288		2'23.568	0'36.885	
24 ^a - 1				0'40.354	0'40.354	244.068	0'40.045	0'40.045	248.276	0'39.669	0'39.669	246.858	0'40.130	0'40.130	246.858
24 ^a - 2				1'46.301	1'05.947	Balfe	1'45.283	1'05.238	Biagi	1'45.495	1'05.826	Hankey	1'47.553	1'07.423	Moiseev
24 ^a - 3				2'22.590	0'36.289		2'21.414	0'36.131		2'21.767	0'36.272		2'24.469	0'36.916	
25 ^a - 1				0'40.364	0'40.364	241.341	0'39.897	0'39.897	249.711	0'39.917	0'39.917	244.068	0'40.206	0'40.206	244.068
25 ^a - 2				1'46.376	1'06.012	Balfe	1'45.718	1'05.821	Biagi	1'45.721	1'05.804	Hankey	1'47.455	1'07.249	Moiseev
25 ^a - 3				2'22.547	0'36.171		2'21.968	0'36.250		2'21.999	0'36.278		2'24.876	0'37.421	

Ideal Lap	
0'40.152	0'40.152
1'44.381	1'04.229
2'20.033	0'35.652

Ideal Lap	
0'39.332	0'39.332
1'43.912	1'04.580
2'19.489	0'35.577

Ideal Lap	
0'39.897	0'39.897
1'44.371	1'04.474
2'20.159	0'35.788

Ideal Lap	
0'39.408	0'39.408
1'43.855	1'04.447
2'19.401	0'35.546

Ideal Lap	
0'39.709	0'39.709
1'44.519	1'04.810
2'19.972	0'35.453

Ideal Best Lap	
0'39.332	0'39.332
1'42.567	1'03.235
2'17.712	0'35.145



Circuit de Spa
International GT Open
RACE 1

LAP ANALYSIS

21/05/2016

Number	55			59			64			88			99		
Lap	Lap Time	Partial	Speed	Lap Time	Partial	Speed	Lap Time	Partial	Speed	Lap Time	Partial	Speed	Lap Time	Partial	Speed
22 ^a - 1	0'39.608	0'39.608	248.276	0'39.892	0'39.892	244.068	0'40.289	0'40.289	246.858	0'39.694	0'39.694	244.068	0'41.020	0'41.020	238.675
22 ^a - 2	1'45.957	1'06.349	Lémeret	1'46.758	1'06.866	Benham	1'44.987	1'04.698	Babini	1'44.201	1'04.507	Ledogar	1'47.559	1'06.539	Silva
22 ^a - 3	2'22.147	0'36.190		2'22.869	0'36.111		2'21.021	0'36.034		2'20.050	0'35.849		2'24.036	0'36.477	
23 ^a - 1	0'39.677	0'39.677	248.276	0'40.080	0'40.080	244.068	0'40.380	0'40.380	246.858	0'39.513	0'39.513	246.858	0'40.918	0'40.918	237.363
23 ^a - 2	1'45.359	1'05.682	Lémeret	1'46.347	1'06.267	Benham	1'45.391	1'05.011	Babini	1'43.785	1'04.272	Ledogar	1'47.658	1'06.740	Silva
23 ^a - 3	2'21.361	0'36.002		2'22.670	0'36.323		2'21.374	0'35.983		2'19.380	0'35.595		2'24.317	0'36.659	
24 ^a - 1	0'39.787	0'39.787	249.711	0'39.956	0'39.956	245.455	0'40.417	0'40.417	245.455	0'39.627	0'39.627	246.858	0'41.490	0'41.490	236.066
24 ^a - 2	1'47.680	1'07.893	Lémeret	1'46.562	1'06.606	Benham	1'45.268	1'04.851	Babini	1'44.030	1'04.403	Ledogar	1'47.928	1'06.438	Silva
24 ^a - 3	2'24.233	0'36.553		2'22.643	0'36.081		2'21.497	0'36.229		2'19.607	0'35.577		2'24.720	0'36.792	
25 ^a - 1	0'39.926	0'39.926	244.068	0'40.017	0'40.017	242.697	0'40.272	0'40.272	245.455	0'39.554	0'39.554	244.068	0'40.985	0'40.985	236.066
25 ^a - 2	1'45.432	1'05.506	Lémeret	1'46.680	1'06.663	Benham	1'45.383	1'05.111	Babini	1'43.941	1'04.387	Ledogar	1'46.958	1'05.973	Silva
25 ^a - 3	2'21.751	0'36.319		2'23.125	0'36.445		2'21.613	0'36.230		2'19.321	0'35.380		2'23.753	0'36.795	

Ideal Lap	
0'39.528	0'39.528
1'43.844	1'04.316
2'19.562	0'35.718

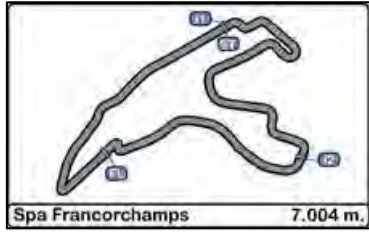
Ideal Lap	
0'39.770	0'39.770
1'44.027	1'04.257
2'19.647	0'35.620

Ideal Lap	
0'39.963	0'39.963
1'44.518	1'04.555
2'20.374	0'35.856

Ideal Lap	
0'39.449	0'39.449
1'43.224	1'03.775
2'18.369	0'35.145

Ideal Lap	
0'40.491	0'40.491
1'45.937	1'05.446
2'22.414	0'36.477

Ideal Best Lap	
0'39.332	0'39.332
1'42.567	1'03.235
2'17.712	0'35.145



Circuit de Spa
International GT Open
RACE 1

LAP ANALYSIS

21/05/2016

Number
Lap
1ª - 1
1ª - 2
1ª - 3
2ª - 1
2ª - 2
2ª - 3
3ª - 1
3ª - 2
3ª - 3
4ª - 1
4ª - 2
4ª - 3
5ª - 1
5ª - 2
5ª - 3
6ª - 1
6ª - 2
6ª - 3
7ª - 1
7ª - 2
7ª - 3
8ª - 1
8ª - 2
8ª - 3
9ª - 1
9ª - 2
9ª - 3
10ª - 1
10ª - 2
10ª - 3
11ª - 1
11ª - 2
11ª - 3
12ª - 1
12ª - 2
12ª - 3
13ª - 1
13ª - 2
13ª - 3
14ª - 1
14ª - 2
14ª - 3
15ª - 1
15ª - 2
15ª - 3
16ª - 1
16ª - 2
16ª - 3
17ª - 1
17ª - 2
17ª - 3
18ª - 1
18ª - 2
18ª - 3
19ª - 1
19ª - 2
19ª - 3
20ª - 1
20ª - 2
20ª - 3
21ª - 1
21ª - 2
21ª - 3



Circuit de Spa
International GT Open
RACE 1

LAP ANALYSIS

21/05/2016

Number
Lap
22 ^a - 1
22 ^a - 2
22 ^a - 3
23 ^a - 1
23 ^a - 2
23 ^a - 3
24 ^a - 1
24 ^a - 2
24 ^a - 3
25 ^a - 1
25 ^a - 2
25 ^a - 3



Circuit de Spa International GT Open RACE 1

Best Sectors Results

21/05/2016

Sector - 1			Sector - 2			Sector - 3			Ideal Lap vs Best Lap			
Ord.	Nº Driver	Time	Nº Driver	Time	Nº Driver	Time	Ord.	Nº Driver	Ideal Lap	Best Lap	Ord.	
1	22 Balfe - Keen	39.332	14 Pastorelli - Webster	1'03.235	88 West - Ledogar	35.145	1	88 West - Ledogar	2'18.369	2'18.369	1	
2	34 Hankey - Yoluc	39.408	88 West - Ledogar	1'03.775	14 Pastorelli - Webster	35.317	2	14 Pastorelli - Webster	2'18.487	2'18.694	2	
3	88 West - Ledogar	39.449	1 Ramos - Rodriguez	1'03.954	1 Ramos - Rodriguez	35.324	3	1 Ramos - Rodriguez	2'18.915	2'19.009	3	
4	55 Sdanewitsch - Lémeret	39.528	5 Alvarez - Rathe	1'04.039	49 Moiseev - Cioci	35.453	4	34 Hankey - Yoluc	2'19.401	2'19.979	6	
5	1 Ramos - Rodriguez	39.637	15 Braams - Barreiros	1'04.229	34 Hankey - Yoluc	35.546	5	22 Balfe - Keen	2'19.489	2'19.953	5	
6	49 Moiseev - Cioci	39.709	59 Benham - Tappy	1'04.257	22 Balfe - Keen	35.577	6	55 Sdanewitsch - Lémeret	2'19.562	2'20.161	9	
7	59 Benham - Tappy	39.770	55 Sdanewitsch - Lémeret	1'04.316	59 Benham - Tappy	35.620	7	59 Benham - Tappy	2'19.647	2'19.647	4	
8	27 Biagi - Crestani	39.897	34 Hankey - Yoluc	1'04.447	15 Braams - Barreiros	35.652	8	49 Moiseev - Cioci	2'19.972	2'20.060	8	
9	14 Pastorelli - Webster	39.935	27 Biagi - Crestani	1'04.474	55 Sdanewitsch - Lémeret	35.718	9	15 Braams - Barreiros	2'20.033	2'20.033	7	
10	64 Busnelli - Babini	39.963	64 Busnelli - Babini	1'04.555	27 Biagi - Crestani	35.788	10	27 Biagi - Crestani	2'20.159	2'20.340	10	
11	2 Yacaman - Monje	39.975	22 Balfe - Keen	1'04.580	64 Busnelli - Babini	35.856	11	64 Busnelli - Babini	2'20.374	2'20.690	11	
12	15 Braams - Barreiros	40.152	2 Yacaman - Monje	1'04.669	2 Yacaman - Monje	35.888	12	2 Yacaman - Monje	2'20.532	2'20.744	12	
13	10 Abbott - Noble	40.279	49 Moiseev - Cioci	1'04.810	5 Alvarez - Rathe	36.147	13	5 Alvarez - Rathe	2'20.751	2'21.801	13	
14	99 Coimbra - Silva	40.491	99 Coimbra - Silva	1'05.446	10 Abbott - Noble	36.331	14	99 Coimbra - Silva	2'22.414	2'22.987	14	
15	5 Alvarez - Rathe	40.565	10 Abbott - Noble	1'06.176	99 Coimbra - Silva	36.477	15	10 Abbott - Noble	2'22.786	2'23.440	15	



**Circuit de Spa
International GT Open
RACE 1**

BEST TOP SPEEDS

21/05/2016

Ord.	N°	Entrant / Team	Nat.	Driver	Nat.	St.	Driver 2	Nat.	St.	Vehicle	Cat.	Cla.	Top 1		Top 2		Top 3		Top 4		Top 5		Avg.
													Km/h	Lap	Km/h	Lap	Km/h	Lap	Km/h	Lap	Km/h	Lap	
1	88	Garage 59	GBR	Alexander West	GBR	Bronze	Côme Ledogar	FRA	Gold	McLaren 650 S GT3	GP	1°	252.632	13	251.163	14	248.276	18	246.857	23	246.857	24	249.157
2	10	J.Abbot / Radical Works Team	GBR	James Abbott	GBR	Silver	Colin Noble	GBR	Bronze	Radical RXC Turbo GT3	GP	2°	251.163	22	251.163	23	251.163	24	249.711	8	248.276	3	250.295
3	22	Shaun Balfe / Balfe Motorsport	GBR	Shaun Balfe	GBR	Bronze	Phil Keen	GBR	Silver	Ferrari 458 Italia GT3	GP	3°	249.711	12	248.276	11	246.857	2	245.455	10	245.455	13	247.151
4	27	Orange 1 T. Lazarus	ITA	Thomas Biagi	ITA	Gold	Fabrizio Crestani	ITA	Silver	Lamborghini Huracan	GP	4°	249.711	25	248.276	11	248.276	23	248.276	24	246.857	12	248.279
5	55	AF Corse	ITA	Claudio Sdanewitsch	ITA	Bronze	Stéphane Lémeret	BEL	Bronze	Ferrari 458 Italia GT3	GA	1°	249.711	24	248.276	17	248.276	18	248.276	21	248.276	22	248.563
6	1	RACE / BMW T. Teo Martin	ESP	Miguel Ramos	ESP	Silver	Roldan Rodriguez	ESP	Silver	BMW M6 GT3	GP	5°	248.276	3	248.276	24	246.857	14	246.857	17	246.857	2	247.425
7	34	TF Sport	GBR	Euan Hankey	GBR	Silver	Salih Yoluc	TUR	Bronze	Aston Martin Vantage	GP	6°	248.276	15	246.857	12	246.857	18	246.857	22	246.857	24	247.141
8	49	AF Corse	ITA	Alex Moiseev	ITA	Bronze	Marco Cioci	ITA	Gold	Ferrari 458 Italia GT3	GP	7°	248.276	3	246.857	13	246.857	16	246.857	20	246.857	11	247.141
9	59	Garage 59	GBR	Michael Benham	GBR	Bronze	Duncan Tappy	GBR	Gold	McLaren 650 S GT3	GP	8°	246.857	19	245.455	24	244.068	18	244.068	23	244.068	22	244.903
10	64	Ebimotors	ITA	Emanuele Busnelli	ITA	Bronze	Fabio Babini	ITA	Platinum	Lamborghini Huracan	GP	9°	246.857	13	246.857	14	246.857	15	246.857	18	246.857	22	246.857
11	2	RACE / BMW T. Teo Martin	ESP	Gustavo Yacaman	ESP	Gold	Fernando Monje	ESP	Silver	BMW M6 GT3	GP	10°	244.068	3	242.697	2	237.363	1					241.376
12	14	V8 Racing	NLD	Nicky Pastorelli	NLD	Platinum	Joshua Webster	GBR	Silver	Renault RS01 GT3	GP	11°	244.068	24	242.697	22	242.697	23	241.341	3	241.341	8	242.429
13	5	Drivex School	ESP	Juan Cruz Alvarez	ESP	Silver	Anna Rathe	NOR	Bronze	Audi R8 LMS Ultra	GP	12°	241.341	24	238.674	22	238.674	23	236.066	11	236.066	14	238.164
14	15	V8 Racing	NLD	Braams Max	NLD	Bronze	Filipe Barreiros	PRT	Bronze	Renault RS01 GT3	GA	2°	241.341	10	241.341	11	234.783	3	233.514	2	231.016	9	236.399
15	99	Sports and You	PRT	Antonio Coimbra	PRT	Bronze	Luis Silva	PRT	Bronze	Mercedes AMG GT3	GA	3°	240.000	2	240.000	8	238.674	3	238.674	11	238.674	22	239.204





Circuit de Spa
International GT Open
RACE 1

FASTEST LAP SEQUENCE

21/05/2016

Time of Day	Session Time	Nº	Entrant / Team	Nat.	Driver	Nat.	St.	Driver 2	Nat.	St.	Vehicle	Cat.	Time	Km/h	Lap
15:45'44.256	2'23.121	2	RACE / BMW T. Teo Martin	ESP	Gustavo Yacaman	ESP	Gold	Fernando Monje	ESP	Silver	BMW M6 GT3	GP	2'23.121	176.175	1
15:48'04.365	0'47.021	2	RACE / BMW T. Teo Martin	ESP	Gustavo Yacaman	ESP	Gold	Fernando Monje	ESP	Silver	BMW M6 GT3	GP	2'20.744	179.151	2
15:48'06.225	0'48.266	49	AF Corse	ITA	Alex Moiseev	ITA	Bronze	Marco Cioci	ITA	Gold	Ferrari 458 Italia GT3	GP	2'20.638	179.286	2
16:14'44.300	27'26.277	49	AF Corse	ITA	Alex Moiseev	ITA	Bronze	Marco Cioci	ITA	Gold	Ferrari 458 Italia GT3	GP	2'20.589	179.348	9
16:14'45.191	27'27.556	22	Shaun Balfe / Balfe Motorsport	GBR	Shaun Balfe	GBR	Bronze	Phil Keen	GBR	Silver	Ferrari 458 Italia GT3	GP	2'20.374	179.623	9
16:17'04.206	29'46.576	49	AF Corse	ITA	Alex Moiseev	ITA	Bronze	Marco Cioci	ITA	Gold	Ferrari 458 Italia GT3	GP	2'20.299	179.719	10
16:17'05.216	29'47.553	22	Shaun Balfe / Balfe Motorsport	GBR	Shaun Balfe	GBR	Bronze	Phil Keen	GBR	Silver	Ferrari 458 Italia GT3	GP	2'19.997	180.107	10
16:18'35.481	31'17.992	34	TF Sport	GBR	Euan Hankey	GBR	Silver	Salih Yoluc	TUR	Bronze	Aston Martin Vantage	GP	2'19.979	180.130	10
16:18'39.532	31'21.499	88	Garage 59	GBR	Alexander West	GBR	Bronze	Côme Ledogar	FRA	Gold	McLaren 650 S GT3	GP	2'19.317	180.986	10
16:20'57.459	33'39.868	88	Garage 59	GBR	Alexander West	GBR	Bronze	Côme Ledogar	FRA	Gold	McLaren 650 S GT3	GP	2'18.369	182.226	11



Circuit de Spa
International GT Open
RACE 1

EVENT MAXIMUM SPEED

21/05/2016

Ord.	Nº	Entrant / Team	Nat.	Driver	Nat.	St.	Driver 2	Nat.	St.	Vehicle	Cat.	Cl.	Km/h	Lap	Session
1	10	J.Abbot / Radical Works Team	GBR	James Abbott	GBR	Silver	Colin Noble	GBR	Bronze	Radical RXC Turbo GT3	GP	1º	254.118	5	Qualifying 1
2	88	Garage 59	GBR	Alexander West	GBR	Bronze	Côme Ledogar	FRA	Gold	McLaren 650 S GT3	GP	2º	252.632	13	RACE 1
3	1	RACE / BMW T. Teo Martin	ESP	Miguel Ramos	ESP	Silver	Roldan Rodriguez	ESP	Silver	BMW M6 GT3	GP	3º	251.163	4	Qualifying 1
4	22	Shaun Balfe / Balfe Motorsport	GBR	Shaun Balfe	GBR	Bronze	Phil Keen	GBR	Silver	Ferrari 458 Italia GT3	GP	4º	251.163	3	Qualifying 1
5	27	Orange 1 T. Lazarus	ITA	Thomas Biagi	ITA	Gold	Fabrizio Crestani	ITA	Silver	Lamborghini Huracan	GP	5º	251.163	4	Qualifying 1
6	49	AF Corse	ITA	Alex Moiseev	ITA	Bronze	Marco Cioci	ITA	Gold	Ferrari 458 Italia GT3	GP	6º	251.163	7	Qualifying 1
7	2	RACE / BMW T. Teo Martin	ESP	Gustavo Yacaman	ESP	Gold	Fernando Monje	ESP	Silver	BMW M6 GT3	GP	7º	249.712	8	Qualifying 1
8	55	AF Corse	ITA	Claudio Sdanewitsch	ITA	Bronze	Stéphane Lémeret	BEL	Bronze	Ferrari 458 Italia GT3	GA	1º	249.712	5	Free Practice 2
9	59	Garage 59	GBR	Michael Benham	GBR	Bronze	Duncan Tappy	GBR	Gold	McLaren 650 S GT3	GP	8º	248.277	8	Free Practice 2
10	34	TF Sport	GBR	Euan Hankey	GBR	Silver	Salih Yoluc	TUR	Bronze	Aston Martin Vantage	GP	9º	248.276	15	RACE 1
11	64	Ebimotors	ITA	Emanuele Busnelli	ITA	Bronze	Fabio Babini	ITA	Platinum	Lamborghini Huracan	GP	10º	246.858	5	Free Practice 2
12	14	V8 Racing	NLD	Nicky Pastorelli	NLD	Platinum	Joshua Webster	GBR	Silver	Renault RS01 GT3	GP	11º	244.068	24	RACE 1
13	15	V8 Racing	NLD	Braams Max	NLD	Bronze	Filipe Barreiros	PRT	Bronze	Renault RS01 GT3	GA	2º	244.068	18	Free Practice 2
14	5	Drivex School	ESP	Juan Cruz Alvarez	ESP	Silver	Anna Rathe	NOR	Bronze	Audi R8 LMS Ultra	GP	12º	242.697	7	Free Practice 2
15	99	Sports and You	PRT	Antonio Coimbra	PRT	Bronze	Luis Silva	PRT	Bronze	Mercedes AMG GT3	GA	3º	242.697	7	Qualifying 1

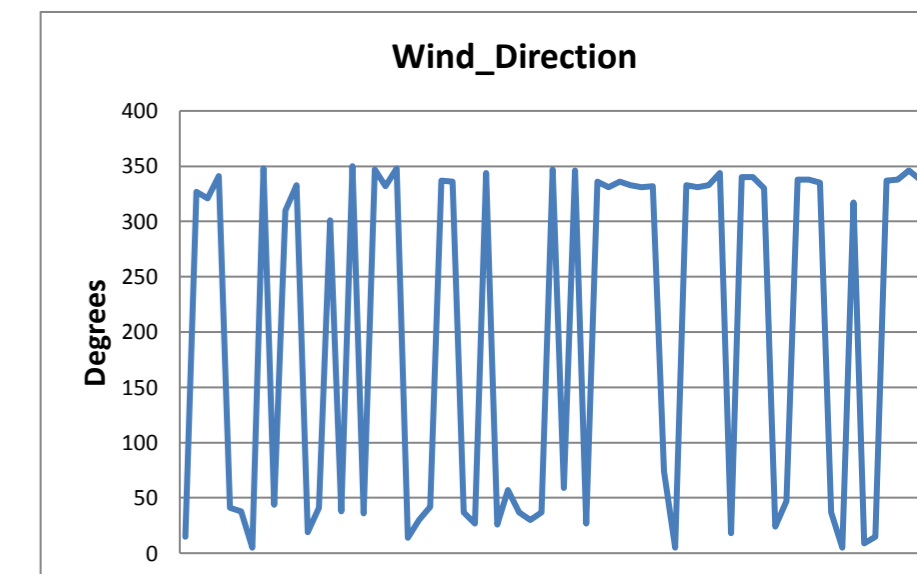
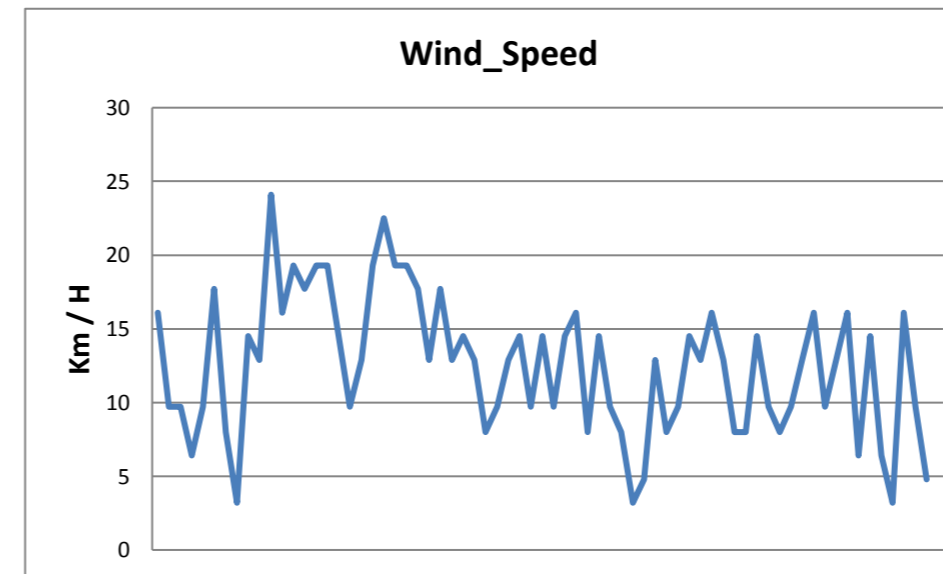
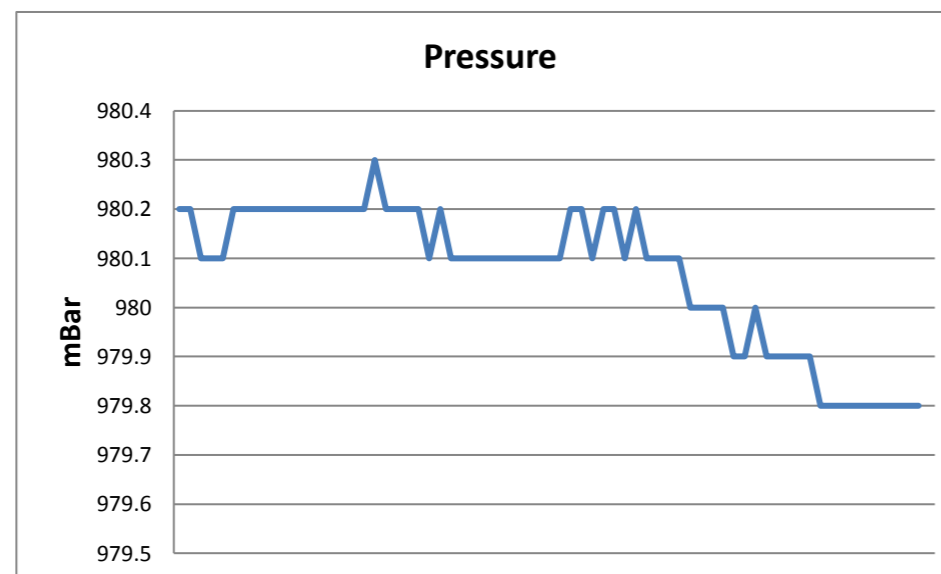
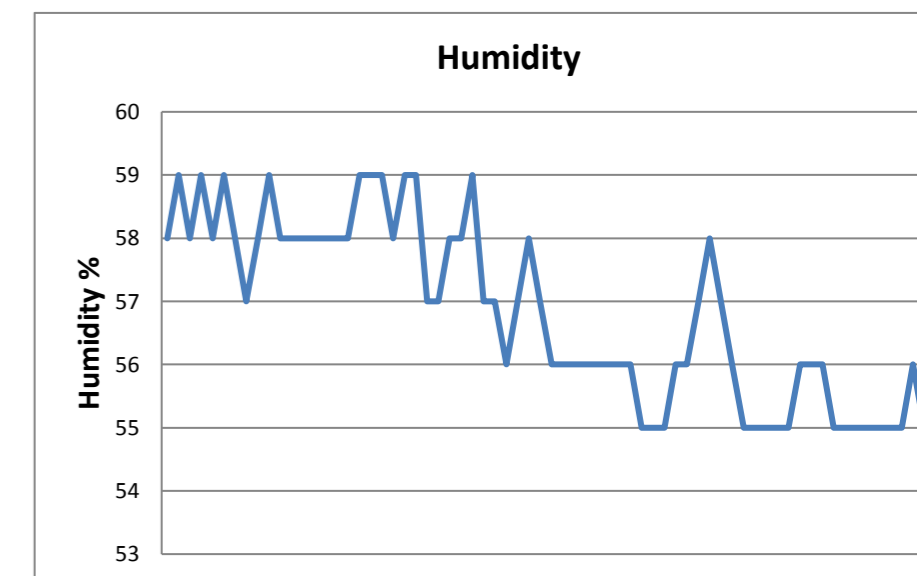
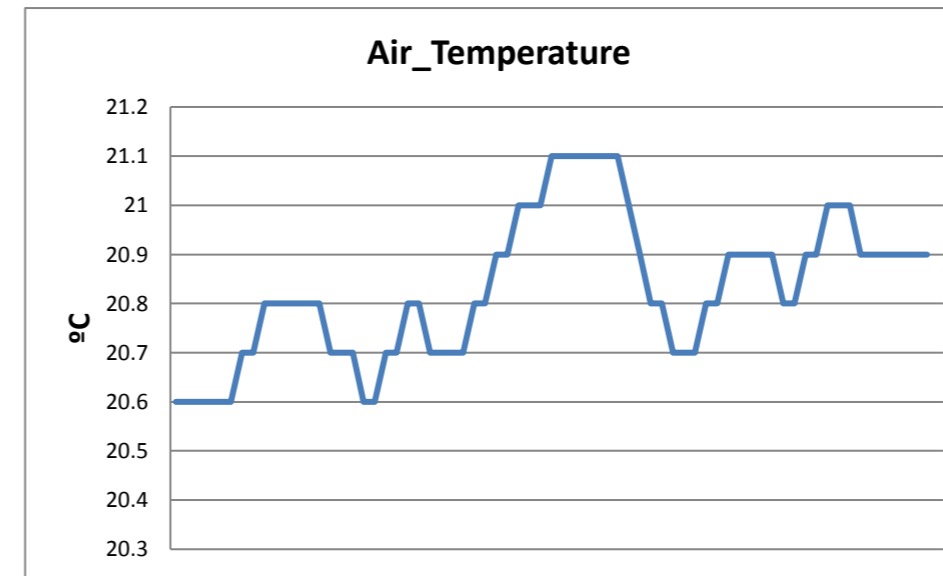
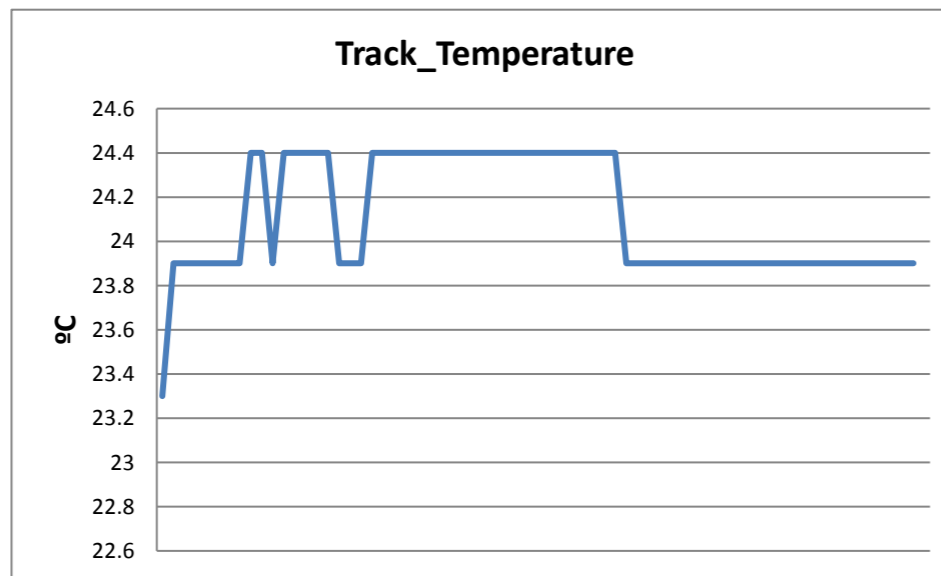




**Circuit de Spa
International GT Open
RACE 1**

WEATHER REPORT

Track Status DRY





Circuit de Spa
International GT Open
RACE 1

GRAPHIC LAP CHART

21/05/2016

