

FIA WEC

84^e Edition des 24 Heures du Mans

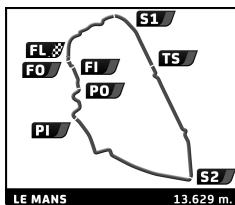
Race

Pit Stop Analysis



| Nr. | In Time | In Driver | Out Time | Out Driver | Pit Time | T. Pit Time | Nr. | In Time | In Driver | Out Time | Out Driver | Pit Time | T. Pit Time |
|--|--------------|-------------|--------------|-------------|-------------|-------------|--|--------------|-------------|--------------|-------------|-----------|-------------|
| 1 Porsche Team Porsche 919 Hybrid LMP1 H | | | | | | | 4 Bykolles Racing Team CLM P1/01 - AER LMP1 | | | | | | |
| 1 | 16:07:33.299 | T. BERNHARD | 16:08:47.657 | B. HARTLEY | 1:14.358 | 1:14.358 | 1 | 15:00:00.000 | P. KAFFER | 15:10:04.719 | P. KAFFER | 10:04.719 | 10:04.719 |
| 2 | 16:53:51.730 | B. HARTLEY | 16:54:57.868 | B. HARTLEY | 1:06.138 | 2:20.496 | 2 | 16:05:36.656 | P. KAFFER | 16:07:01.241 | P. KAFFER | 1:24.585 | 11:29.304 |
| 3 | 17:39:42.393 | B. HARTLEY | 17:40:50.770 | B. HARTLEY | 1:08.377 | 3:28.873 | 3 | 16:44:31.439 | P. KAFFER | 16:46:03.312 | P. KAFFER | 1:31.873 | 13:01.177 |
| 4 | 18:25:14.118 | B. HARTLEY | 18:26:39.377 | M. WEBBER | 1:25.259 | 4:54.132 | 4 | 17:33:50.509 | P. KAFFER | 17:33:51.927 | S. TRUMMER | 10:21.418 | 23:22.595 |
| 5 | 19:12:56.366 | M. WEBBER | 19:14:01.869 | M. WEBBER | 1:05.503 | 5:59.635 | 5 | 18:10:15.330 | S. TRUMMER | 18:11:18.451 | S. TRUMMER | 1:03.121 | 24:25.716 |
| 6 | 19:58:47.424 | M. WEBBER | 19:59:53.033 | M. WEBBER | 1:05.609 | 7:05.244 | 6 | 18:29:34.640 | S. TRUMMER | 18:58:17.724 | S. TRUMMER | 28:43.084 | 53:08.800 |
| 7 | 20:45:17.382 | M. WEBBER | 20:46:41.653 | T. BERNHARD | 1:24.271 | 8:29.515 | 7 | 19:16:02.052 | S. TRUMMER | 20:03:09.825 | O. WEBB | 47:07.773 | 1:40:16.573 |
| 8 | 21:32:42.692 | T. BERNHARD | 21:33:48.606 | T. BERNHARD | 1:05.914 | 9:35.429 | 8 | 20:40:24.291 | O. WEBB | 20:42:20.140 | O. WEBB | 1:55.849 | 1:42:12.422 |
| 9 | 22:19:35.306 | T. BERNHARD | 22:20:41.358 | T. BERNHARD | 1:06.052 | 10:41.481 | 9 | 21:12:09.846 | O. WEBB | 21:15:30.149 | O. WEBB | 3:20.303 | 1:45:32.725 |
| 10 | 23:07:05.430 | T. BERNHARD | 23:08:30.692 | B. HARTLEY | 1:25.262 | 12:06.743 | 10 | 21:53:32.536 | O. WEBB | 21:54:36.203 | O. WEBB | 1:03.667 | 1:46:36.392 |
| 11 | 23:11:57.580 | B. HARTLEY | 00:27:50.162 | B. HARTLEY | 1:15:52.582 | 1:27:59.325 | 11 | 22:33:04.834 | O. WEBB | 22:42:32.285 | P. KAFFER | 9:27.451 | 1:56:03.843 |
| 12 | 00:34:53.181 | B. HARTLEY | 01:56:38.276 | B. HARTLEY | 1:21:45.095 | 2:49:44.420 | 12 | 23:19:23.186 | P. KAFFER | 23:20:56.153 | P. KAFFER | 1:32.967 | 1:57:36.810 |
| 13 | 02:41:09.057 | B. HARTLEY | 02:42:15.154 | B. HARTLEY | 1:06.097 | 2:50:50.517 | 13 | 00:13:25.683 | P. KAFFER | 00:14:37.099 | P. KAFFER | 1:11.416 | 1:58:48.226 |
| 14 | 03:27:31.347 | B. HARTLEY | 03:28:37.286 | B. HARTLEY | 1:05.939 | 2:51:56.456 | 14 | 00:52:27.649 | P. KAFFER | 00:54:16.639 | S. TRUMMER | 1:48.990 | 2:00:37.216 |
| 15 | 04:13:11.932 | B. HARTLEY | 04:14:36.786 | M. WEBBER | 1:24.854 | 2:53:21.310 | 15 | 01:49:27.257 | S. TRUMMER | 01:50:34.170 | S. TRUMMER | 1:06.913 | 2:01:44.129 |
| 16 | 05:00:17.735 | M. WEBBER | 05:01:23.034 | M. WEBBER | 1:05.299 | 2:54:26.609 | 16 | 02:27:30.600 | S. TRUMMER | 02:28:39.462 | S. TRUMMER | 1:08.862 | 2:02:52.991 |
| 17 | 05:45:57.523 | M. WEBBER | 05:47:03.448 | M. WEBBER | 1:05.925 | 2:55:32.534 | 17 | 02:52:01.853 | S. TRUMMER | 03:01:54.473 | O. WEBB | 9:52.620 | 2:12:45.611 |
| 18 | 06:32:14.763 | M. WEBBER | 06:33:42.832 | T. BERNHARD | 1:28.069 | 2:57:00.603 | 18 | 03:39:30.855 | O. WEBB | 03:40:34.086 | O. WEBB | 1:03.231 | 2:13:48.842 |
| 19 | 07:21:51.150 | T. BERNHARD | 07:22:58.293 | T. BERNHARD | 1:07.143 | 2:58:07.746 | 19 | 04:14:08.452 | O. WEBB | 04:15:21.856 | O. WEBB | 1:13.404 | 2:15:02.246 |
| 20 | 08:23:35.601 | T. BERNHARD | 08:24:43.503 | T. BERNHARD | 1:07.902 | 2:59:15.648 | 20 | 04:30:20.632 | O. WEBB | 04:32:58.103 | O. WEBB | 2:37.471 | 2:17:39.717 |
| 21 | 09:09:10.932 | T. BERNHARD | 09:10:16.536 | T. BERNHARD | 1:05.604 | 3:00:21.252 | 21 | 04:48:52.617 | O. WEBB | 04:50:45.558 | P. KAFFER | 1:52.941 | 2:19:32.658 |
| 22 | 09:49:13.658 | T. BERNHARD | 09:50:36.602 | B. HARTLEY | 1:22.944 | 3:01:44.196 | 22 | 05:24:41.129 | P. KAFFER | 05:26:00.171 | P. KAFFER | 1:19.042 | 2:20:51.700 |
| 23 | 10:34:59.256 | B. HARTLEY | 10:36:09.288 | B. HARTLEY | 1:10.032 | 3:02:54.228 | 23 | 06:00:08.650 | P. KAFFER | 06:01:20.358 | P. KAFFER | 1:11.708 | 2:22:03.408 |
| 24 | 11:20:45.827 | B. HARTLEY | 11:22:13.363 | M. WEBBER | 1:27.536 | 3:04:21.764 | 24 | 06:05:52.252 | P. KAFFER | 06:07:23.631 | P. KAFFER | 1:31.379 | 2:23:34.787 |
| 25 | 12:09:32.106 | M. WEBBER | 12:10:37.288 | M. WEBBER | 1:05.182 | 3:05:26.946 | 25 | 06:41:27.849 | P. KAFFER | 06:42:56.160 | S. TRUMMER | 1:28.311 | 2:25:03.098 |
| 26 | 12:54:53.383 | M. WEBBER | 12:55:59.172 | M. WEBBER | 1:05.789 | 3:06:32.735 | | | | | | | |
| 27 | 13:41:08.283 | M. WEBBER | 13:43:54.778 | T. BERNHARD | 2:46.495 | 3:09:19.230 | | | | | | | |
| 28 | 14:29:38.548 | T. BERNHARD | 14:30:41.100 | T. BERNHARD | 1:02.552 | 3:10:21.782 | | | | | | | |
| 2 Porsche Team Porsche 919 Hybrid LMP1 H | | | | | | | 5 Toyota Gazoo Racing Toyota TS050 - Hybrid LMP1 H | | | | | | |
| 1 | 16:11:11.789 | N. JANI | 16:12:46.625 | R. DUMAS | 1:34.836 | 1:34.836 | 1 | 16:11:09.112 | S. BUEMI | 16:12:33.039 | S. BUEMI | 1:23.927 | 1:23.927 |
| 2 | 16:57:56.474 | R. DUMAS | 16:59:02.829 | R. DUMAS | 1:06.355 | 2:41.191 | 2 | 17:01:13.424 | S. BUEMI | 17:02:22.818 | S. BUEMI | 1:09.394 | 2:33.321 |
| 3 | 17:43:52.896 | R. DUMAS | 17:44:58.971 | R. DUMAS | 1:06.075 | 3:47.266 | 3 | 17:50:27.584 | S. BUEMI | 17:51:37.321 | S. BUEMI | 1:09.737 | 3:43.058 |
| 4 | 18:29:30.753 | R. DUMAS | 18:30:57.027 | M. LIEB | 1:26.274 | 5:13.540 | 4 | 18:39:29.656 | S. BUEMI | 18:40:58.812 | A. DAVIDSON | 1:29.156 | 5:12.214 |
| 5 | 19:17:40.343 | M. LIEB | 19:18:46.639 | M. LIEB | 1:06.296 | 6:19.836 | 5 | 18:44:22.150 | A. DAVIDSON | 18:45:19.303 | A. DAVIDSON | 57.153 | 6:09.367 |
| 6 | 20:03:09.821 | M. LIEB | 20:04:15.475 | M. LIEB | 1:05.654 | 7:25.490 | 6 | 19:35:28.893 | A. DAVIDSON | 19:36:38.237 | A. DAVIDSON | 1:09.344 | 7:18.711 |
| 7 | 20:49:20.645 | M. LIEB | 20:50:45.535 | N. JANI | 1:24.890 | 8:50.380 | 7 | 20:25:12.280 | A. DAVIDSON | 20:26:20.991 | A. DAVIDSON | 1:08.711 | 8:27.422 |
| 8 | 21:36:52.901 | N. JANI | 21:37:58.565 | N. JANI | 1:05.664 | 9:56.044 | 8 | 21:15:06.645 | A. DAVIDSON | 21:16:34.484 | K. NAKAJIMA | 1:27.839 | 9:55.261 |
| 9 | 22:24:30.809 | N. JANI | 22:25:36.257 | N. JANI | 1:05.448 | 11:01.492 | 9 | 22:06:09.960 | K. NAKAJIMA | 22:07:19.484 | K. NAKAJIMA | 1:09.524 | 11:04.785 |
| 10 | 23:10:24.909 | N. JANI | 23:11:31.075 | N. JANI | 1:06.166 | 12:07.658 | 10 | 22:57:03.145 | K. NAKAJIMA | 22:58:12.587 | K. NAKAJIMA | 1:09.442 | 12:14.227 |
| 11 | 00:11:55.982 | N. JANI | 00:13:18.448 | R. DUMAS | 1:22.466 | 13:30.124 | 11 | 23:44:04.575 | K. NAKAJIMA | 23:46:06.418 | S. BUEMI | 2:01.843 | 14:16.070 |
| 12 | 00:59:42.817 | R. DUMAS | 01:02:43.831 | R. DUMAS | 3:01.014 | 16:31.138 | 12 | 00:37:36.260 | S. BUEMI | 00:38:45.014 | S. BUEMI | 1:08.754 | 15:24.824 |
| 13 | 02:06:03.796 | R. DUMAS | 02:07:10.129 | R. DUMAS | 1:06.333 | 17:37.471 | 13 | 01:45:12.610 | S. BUEMI | 01:46:21.175 | S. BUEMI | 1:08.565 | 16:33.389 |
| 14 | 02:52:11.360 | R. DUMAS | 02:53:17.077 | R. DUMAS | 1:05.717 | 18:43.188 | | | | | | | |
| 15 | 03:38:04.448 | R. DUMAS | 03:39:29.764 | M. LIEB | 1:25.316 | 20:08.504 | | | | | | | |
| 16 | 04:23:53.792 | M. LIEB | 04:24:59.706 | M. LIEB | 1:05.914 | 21:14.418 | | | | | | | |
| 17 | 04:43:07.085 | M. LIEB | 04:44:18.162 | M. LIEB | 1:11.077 | 22:25.495 | | | | | | | |
| 18 | 05:28:44.516 | M. LIEB | 05:29:49.682 | M. LIEB | 1:05.166 | 23:30.661 | | | | | | | |
| 19 | 06:15:03.349 | M. LIEB | 06:16:09.818 | R. DUMAS | 1:06.469 | 24:37.130 | | | | | | | |
| 20 | 06:50:30.932 | R. DUMAS | 06:52:03.364 | N. JANI | 1:32.432 | 26:09.562 | | | | | | | |





FIA WEC

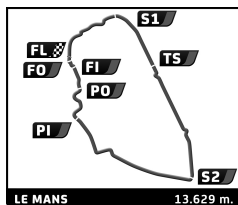
84^e Edition des 24 Heures du Mans

Race

Pit Stop Analysis

| Nr. | In Time | In Driver | Out Time | Out Driver | Pit Time | T. Pit Time | Nr. | In Time | In Driver | Out Time | Out Driver | Pit Time | T. Pit Time |
|------------------------------|--------------|--------------|--------------|--------------|----------|-------------|--------------------------------|--------------|--------------|--------------|--------------|-----------|-------------|
| 14 | 02:35:05.743 | S. BUEMI | 02:36:36.403 | A. DAVIDSON | 1:30.660 | 18:04.049 | 6 | 19:37:54.472 | M. FÄSSLER | 19:39:03.092 | M. FÄSSLER | 1:08.620 | 26:57.922 |
| 15 | 03:25:10.101 | A. DAVIDSON | 03:26:21.663 | A. DAVIDSON | 1:11.562 | 19:15.611 | 7 | 20:24:25.478 | M. FÄSSLER | 20:25:34.042 | M. FÄSSLER | 1:08.564 | 28:06.486 |
| 16 | 04:14:20.915 | A. DAVIDSON | 04:15:30.337 | A. DAVIDSON | 1:09.422 | 20:25.033 | 8 | 21:07:00.288 | M. FÄSSLER | 21:08:34.007 | A. LOTTERER | 1:33.719 | 29:40.205 |
| 17 | 05:04:09.773 | A. DAVIDSON | 05:05:42.851 | K. NAKAJIMA | 1:33.078 | 21:58.111 | 9 | 21:55:45.622 | A. LOTTERER | 21:56:54.119 | A. LOTTERER | 1:08.497 | 30:48.702 |
| 18 | 05:53:46.250 | K. NAKAJIMA | 05:54:55.508 | K. NAKAJIMA | 1:09.258 | 23:07.369 | 10 | 22:43:24.228 | A. LOTTERER | 22:48:18.689 | B. TRÉLUYER | 4:54.461 | 35:43.163 |
| 19 | 06:43:42.932 | K. NAKAJIMA | 06:44:52.042 | K. NAKAJIMA | 1:09.110 | 24:16.479 | 11 | 23:19:39.984 | B. TRÉLUYER | 23:22:21.827 | B. TRÉLUYER | 2:41.843 | 38:25.006 |
| 20 | 07:40:56.031 | K. NAKAJIMA | 07:43:15.298 | S. BUEMI | 2:19.267 | 26:35.746 | 12 | 00:22:22.406 | B. TRÉLUYER | 00:23:31.290 | B. TRÉLUYER | 1:08.884 | 39:33.890 |
| 21 | 08:33:21.739 | S. BUEMI | 08:34:30.517 | S. BUEMI | 1:08.778 | 27:44.524 | 13 | 01:07:01.777 | B. TRÉLUYER | 01:09:59.644 | M. FÄSSLER | 2:57.867 | 42:31.757 |
| 22 | 09:22:18.849 | S. BUEMI | 09:23:30.387 | S. BUEMI | 1:11.538 | 28:56.062 | 14 | 01:49:14.898 | M. FÄSSLER | 01:50:24.525 | M. FÄSSLER | 1:09.627 | 43:41.384 |
| 23 | 10:12:48.119 | S. BUEMI | 10:14:17.868 | A. DAVIDSON | 1:29.749 | 30:25.811 | 15 | 02:35:08.166 | M. FÄSSLER | 02:36:17.099 | M. FÄSSLER | 1:08.933 | 44:50.317 |
| 24 | 11:02:07.436 | A. DAVIDSON | 11:03:16.000 | A. DAVIDSON | 1:08.564 | 31:34.375 | 16 | 03:04:33.811 | M. FÄSSLER | 03:05:47.113 | A. LOTTERER | 1:13.302 | 46:03.619 |
| 25 | 11:52:55.625 | A. DAVIDSON | 11:54:04.499 | A. DAVIDSON | 1:08.874 | 32:43.249 | 17 | 03:50:33.228 | A. LOTTERER | 03:51:42.378 | A. LOTTERER | 1:09.150 | 47:12.769 |
| 26 | 12:42:40.813 | A. DAVIDSON | 12:44:10.485 | K. NAKAJIMA | 1:29.672 | 34:12.921 | 18 | 04:37:23.574 | A. LOTTERER | 04:38:55.550 | B. TRÉLUYER | 1:31.976 | 48:44.745 |
| 27 | 13:31:55.999 | K. NAKAJIMA | 13:33:05.360 | K. NAKAJIMA | 1:09.361 | 35:22.282 | 19 | 05:23:22.520 | B. TRÉLUYER | 05:24:31.681 | B. TRÉLUYER | 1:09.161 | 49:53.906 |
| 28 | 14:23:11.052 | K. NAKAJIMA | 14:24:17.469 | K. NAKAJIMA | 1:06.417 | 36:28.699 | 20 | 06:09:51.874 | B. TRÉLUYER | 06:11:00.542 | B. TRÉLUYER | 1:08.668 | 51:02.574 |
| 6 Toyota Gazoo Racing | | | | | | | 8 Audi Sport Team Joest | | | | | | |
| Toyota TS050 - Hybrid | | | | | | | Audi R18 | | | | | | |
| LMP1 H | | | | | | | LMP1 H | | | | | | |
| 1 | 16:11:01.631 | M. CONWAY | 16:12:23.953 | M. CONWAY | 1:22.322 | 1:22.322 | 1 | 16:07:26.552 | L. DUVAL | 16:08:51.606 | L. DUVAL | 1:25.054 | 1:25.054 |
| 2 | 17:00:49.208 | M. CONWAY | 17:01:58.941 | M. CONWAY | 1:09.733 | 2:32.055 | 2 | 16:50:27.765 | L. DUVAL | 16:51:37.968 | L. DUVAL | 1:10.203 | 2:35.257 |
| 3 | 17:50:03.262 | M. CONWAY | 17:51:12.998 | M. CONWAY | 1:09.736 | 3:41.791 | 3 | 17:36:24.052 | L. DUVAL | 17:37:33.401 | L. DUVAL | 1:09.349 | 3:44.606 |
| 4 | 18:39:04.549 | M. CONWAY | 18:40:32.721 | K. KOBAYASHI | 1:28.172 | 5:09.963 | 4 | 18:22:22.383 | L. DUVAL | 18:23:53.620 | O. JARVIS | 1:31.237 | 5:15.843 |
| 5 | 19:30:51.734 | K. KOBAYASHI | 19:32:01.382 | K. KOBAYASHI | 1:09.648 | 6:19.611 | 5 | 19:09:37.877 | O. JARVIS | 19:10:46.787 | O. JARVIS | 1:08.910 | 6:24.753 |
| 6 | 20:20:24.867 | K. KOBAYASHI | 20:21:34.452 | K. KOBAYASHI | 1:09.585 | 7:29.196 | 6 | 19:56:22.803 | O. JARVIS | 19:57:56.926 | O. JARVIS | 1:34.123 | 7:58.876 |
| 7 | 21:09:28.742 | K. KOBAYASHI | 21:10:55.792 | S. SARRAZIN | 1:27.050 | 8:56.246 | 7 | 20:43:16.333 | O. JARVIS | 20:44:46.406 | L. DI GRASSI | 1:30.073 | 9:28.949 |
| 8 | 22:01:10.917 | S. SARRAZIN | 22:02:20.272 | S. SARRAZIN | 1:09.355 | 10:05.601 | 8 | 21:26:41.121 | L. DI GRASSI | 21:27:47.356 | L. DI GRASSI | 1:06.235 | 10:35.184 |
| 9 | 22:51:51.136 | S. SARRAZIN | 22:53:00.639 | S. SARRAZIN | 1:09.503 | 11:15.104 | 9 | 22:14:11.003 | L. DI GRASSI | 22:15:20.008 | L. DI GRASSI | 1:09.005 | 11:44.189 |
| 10 | 23:53:21.264 | S. SARRAZIN | 23:54:47.104 | M. CONWAY | 1:25.840 | 12:40.944 | 10 | 22:51:19.530 | L. DI GRASSI | 22:54:50.116 | L. DUVAL | 3:30.586 | 15:14.775 |
| 11 | 00:43:53.536 | M. CONWAY | 00:45:03.111 | M. CONWAY | 1:09.575 | 13:50.519 | 11 | 23:50:22.336 | L. DUVAL | 23:52:42.255 | L. DUVAL | 2:19.919 | 17:34.694 |
| 12 | 01:51:07.651 | M. CONWAY | 01:52:16.398 | M. CONWAY | 1:08.747 | 14:59.266 | 12 | 00:20:13.515 | L. DUVAL | 00:21:20.301 | L. DUVAL | 1:06.786 | 18:41.480 |
| 13 | 02:40:14.287 | M. CONWAY | 02:41:43.682 | K. KOBAYASHI | 1:29.395 | 16:28.661 | 13 | 01:28:27.055 | L. DUVAL | 01:29:37.010 | L. DUVAL | 1:09.955 | 19:51.435 |
| 14 | 03:30:31.481 | K. KOBAYASHI | 03:31:41.333 | K. KOBAYASHI | 1:09.852 | 17:38.513 | 14 | 02:15:50.505 | L. DUVAL | 02:17:26.483 | O. JARVIS | 1:35.978 | 21:27.413 |
| 15 | 04:20:00.965 | K. KOBAYASHI | 04:21:36.167 | K. KOBAYASHI | 1:35.202 | 19:13.715 | 15 | 03:02:39.190 | O. JARVIS | 03:03:48.856 | O. JARVIS | 1:09.666 | 22:37.079 |
| 16 | 05:10:53.837 | K. KOBAYASHI | 05:12:22.880 | S. SARRAZIN | 1:29.043 | 20:42.758 | 16 | 03:48:29.968 | O. JARVIS | 03:49:39.569 | O. JARVIS | 1:09.601 | 23:46.680 |
| 17 | 06:00:26.837 | S. SARRAZIN | 06:01:35.988 | S. SARRAZIN | 1:09.151 | 21:51.909 | 17 | 04:34:30.946 | O. JARVIS | 04:36:00.454 | L. DI GRASSI | 1:29.508 | 25:16.188 |
| 18 | 06:50:26.783 | S. SARRAZIN | 06:51:36.771 | S. SARRAZIN | 1:09.988 | 23:01.897 | 18 | 05:21:02.137 | L. DI GRASSI | 05:22:11.794 | L. DI GRASSI | 1:09.657 | 26:25.845 |
| 19 | 07:40:51.155 | S. SARRAZIN | 07:43:14.298 | M. CONWAY | 2:23.143 | 25:25.040 | 19 | 06:07:25.275 | L. DI GRASSI | 06:08:35.871 | L. DI GRASSI | 1:10.596 | 27:36.441 |
| 20 | 08:30:17.307 | M. CONWAY | 08:31:23.593 | M. CONWAY | 1:06.286 | 26:31.326 | 20 | 06:53:33.123 | L. DI GRASSI | 06:55:01.975 | L. DUVAL | 1:28.852 | 29:05.293 |
| 21 | 09:19:23.262 | M. CONWAY | 09:20:32.801 | M. CONWAY | 1:09.539 | 27:40.865 | 21 | 07:57:13.775 | L. DUVAL | 07:58:23.264 | L. DUVAL | 1:09.489 | 30:14.782 |
| 22 | 10:09:40.406 | M. CONWAY | 10:11:10.960 | K. KOBAYASHI | 1:30.554 | 29:11.419 | 22 | 08:42:47.610 | L. DUVAL | 08:43:57.032 | L. DUVAL | 1:09.422 | 31:24.204 |
| 23 | 10:58:46.226 | K. KOBAYASHI | 10:59:55.925 | K. KOBAYASHI | 1:09.699 | 30:21.118 | 23 | 09:28:17.008 | L. DUVAL | 09:29:45.950 | O. JARVIS | 1:28.942 | 32:53.146 |
| 24 | 11:50:39.679 | K. KOBAYASHI | 11:52:23.891 | S. SARRAZIN | 1:44.212 | 32:05.330 | 24 | 10:14:51.987 | O. JARVIS | 10:16:01.586 | O. JARVIS | 1:09.599 | 34:02.745 |
| 25 | 12:10:45.262 | S. SARRAZIN | 12:20:29.970 | S. SARRAZIN | 9:44.708 | 41:50.038 | 25 | 10:41:57.995 | O. JARVIS | 11:21:22.099 | O. JARVIS | 39:24.104 | 1:13:26.849 |
| 26 | 13:09:10.768 | S. SARRAZIN | 13:10:20.449 | S. SARRAZIN | 1:09.681 | 42:59.719 | | | | | | | |
| 27 | 14:01:20.086 | S. SARRAZIN | 14:02:50.466 | S. SARRAZIN | 1:30.380 | 44:30.099 | | | | | | | |
| 28 | 14:37:55.966 | S. SARRAZIN | 14:38:45.591 | S. SARRAZIN | 49.625 | 45:19.724 | | | | | | | |





FIA WEC

84^e Edition des 24 Heures du Mans

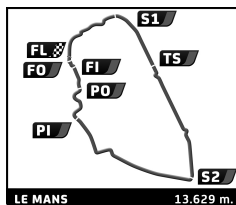
Race

Pit Stop Analysis



| Nr. | In Time | In Driver | Out Time | Out Driver | Pit Time | T. Pit Time | Nr. | In Time | In Driver | Out Time | Out Driver | Pit Time | T. Pit Time |
|-----------|---|---------------|--------------|---------------|-----------|-------------|-----------|--|---------------|--------------|---------------|-----------|-------------|
| 26 | 12:08:27.659 | O. JARVIS | 12:09:37.177 | O. JARVIS | 1:09.518 | 1:14:36.367 | 10 | 21:23:27.918 | M. TUSCHER | 21:25:03.722 | M. TUSCHER | 1:35.804 | 13:01.081 |
| 27 | 12:54:03.663 | O. JARVIS | 12:55:34.235 | L. DI GRASSI | 1:30.572 | 1:16:06.939 | 11 | 22:06:21.258 | M. TUSCHER | 22:07:25.843 | M. TUSCHER | 1:04.585 | 14:05.666 |
| 28 | 13:36:16.768 | L. DI GRASSI | 13:37:24.184 | L. DI GRASSI | 1:07.416 | 1:17:14.355 | 12 | 22:48:08.025 | M. TUSCHER | 22:49:45.304 | A. IMPERATORI | 1:37.279 | 15:42.945 |
| 29 | 14:24:02.313 | L. DI GRASSI | 14:25:11.935 | L. DI GRASSI | 1:09.622 | 1:18:23.977 | 13 | 23:29:10.104 | A. IMPERATORI | 23:34:25.465 | A. IMPERATORI | 5:15.361 | 20:58.306 |
| 12 | Rebellion Racing Rebellion R-One - AER LMP1 | | | | | | 14 | 23:53:39.328 | A. IMPERATORI | 23:55:09.257 | A. IMPERATORI | 1:29.929 | 22:28.235 |
| 1 | 15:24:03.302 | N. HEIDFELD | 15:47:00.955 | N. PIQUET JR | 22:57.653 | 22:57.653 | 15 | 00:34:04.716 | A. IMPERATORI | 00:35:08.314 | A. IMPERATORI | 1:03.598 | 23:31.833 |
| 2 | 15:52:50.926 | N. PIQUET JR | 15:54:05.918 | N. PIQUET JR | 1:14.992 | 24:12.645 | 16 | 01:24:48.452 | A. IMPERATORI | 01:26:19.090 | D. KRAIHAMER | 1:30.638 | 25:02.471 |
| 3 | 16:36:17.003 | N. PIQUET JR | 16:37:47.494 | N. PIQUET JR | 1:30.491 | 25:43.136 | 17 | 02:06:24.981 | D. KRAIHAMER | 02:07:28.422 | D. KRAIHAMER | 1:03.441 | 26:05.912 |
| 4 | 17:13:18.385 | N. PIQUET JR | 17:14:20.291 | N. PIQUET JR | 1:01.906 | 26:45.042 | 18 | 02:46:27.141 | D. KRAIHAMER | 02:47:32.380 | D. KRAIHAMER | 1:05.239 | 27:11.151 |
| 5 | 17:53:07.755 | N. PIQUET JR | 17:54:39.151 | N. PIQUET JR | 1:31.396 | 28:16.438 | 19 | 03:27:35.632 | D. KRAIHAMER | 03:29:12.897 | M. TUSCHER | 1:37.265 | 28:48.416 |
| 6 | 18:33:19.315 | N. PIQUET JR | 18:34:22.244 | N. PIQUET JR | 1:02.929 | 29:19.367 | 20 | 04:08:47.339 | M. TUSCHER | 04:12:09.350 | M. TUSCHER | 3:22.011 | 32:10.427 |
| 7 | 19:15:19.359 | N. PIQUET JR | 19:16:22.150 | N. PIQUET JR | 1:02.791 | 30:22.158 | 22 | SO24 By Lombard Racing Ligier JS P2 - Judd LMP2 | | | | | |
| 8 | 19:51:36.526 | N. PIQUET JR | 19:53:08.863 | N. HEIDFELD | 1:32.337 | 31:54.495 | 1 | 16:10:55.860 | V. CAPILLAIRE | 16:12:36.140 | V. CAPILLAIRE | 1:40.280 | 1:40.280 |
| 9 | 20:32:24.386 | N. HEIDFELD | 20:33:30.644 | N. HEIDFELD | 1:06.258 | 33:00.753 | 2 | 16:55:31.593 | V. CAPILLAIRE | 16:57:11.837 | J. COLEMAN | 1:40.244 | 3:20.524 |
| 10 | 20:38:18.813 | N. HEIDFELD | 21:20:21.178 | N. HEIDFELD | 42:02.365 | 1:15:03.118 | 3 | 17:24:39.394 | J. COLEMAN | 17:29:50.759 | J. COLEMAN | 5:11.365 | 8:31.889 |
| 11 | 22:00:55.886 | N. HEIDFELD | 22:02:12.481 | N. HEIDFELD | 1:16.595 | 1:16:19.713 | 4 | 18:12:28.658 | J. COLEMAN | 18:13:41.628 | J. COLEMAN | 1:12.970 | 9:44.859 |
| 12 | 22:42:27.968 | N. HEIDFELD | 22:44:00.783 | N. HEIDFELD | 1:32.815 | 1:17:52.528 | 5 | 18:55:58.343 | J. COLEMAN | 19:01:42.681 | E. MARIS | 5:44.338 | 15:29.197 |
| 13 | 23:22:57.895 | N. HEIDFELD | 23:24:02.398 | N. HEIDFELD | 1:04.503 | 1:18:57.031 | 6 | 19:50:58.955 | E. MARIS | 19:52:07.814 | E. MARIS | 1:08.859 | 16:38.056 |
| 14 | 23:53:34.806 | N. HEIDFELD | 23:55:07.406 | N. PROST | 1:32.600 | 1:20:29.631 | 7 | 20:35:56.899 | E. MARIS | 20:37:36.358 | V. CAPILLAIRE | 1:39.459 | 18:17.515 |
| 15 | 00:34:54.008 | N. PROST | 00:35:59.306 | N. PROST | 1:05.298 | 1:21:34.929 | 8 | 20:45:44.179 | V. CAPILLAIRE | 20:51:29.958 | V. CAPILLAIRE | 5:45.779 | 24:03.294 |
| 16 | 01:19:59.907 | N. PROST | 01:23:29.413 | N. PROST | 3:29.506 | 1:25:04.435 | 9 | 21:34:17.630 | V. CAPILLAIRE | 21:35:23.621 | V. CAPILLAIRE | 1:05.991 | 25:09.285 |
| 17 | 02:04:20.622 | N. PROST | 02:05:26.023 | N. PROST | 1:05.401 | 1:26:09.836 | 10 | 22:18:19.254 | V. CAPILLAIRE | 22:19:21.781 | V. CAPILLAIRE | 1:02.527 | 26:11.812 |
| 18 | 02:44:59.571 | N. PROST | 02:46:03.637 | N. PROST | 1:04.066 | 1:27:13.902 | 11 | 23:02:40.669 | V. CAPILLAIRE | 23:07:56.073 | J. COLEMAN | 5:15.404 | 31:27.216 |
| 19 | 03:25:47.960 | N. PROST | 03:27:27.049 | N. PIQUET JR | 1:39.089 | 1:28:52.991 | 12 | 00:05:41.602 | J. COLEMAN | 00:06:46.562 | J. COLEMAN | 1:04.960 | 32:32.176 |
| 20 | 04:06:28.505 | N. PIQUET JR | 04:07:32.512 | N. PIQUET JR | 1:04.007 | 1:29:56.998 | 13 | 00:50:35.533 | J. COLEMAN | 01:23:26.711 | E. MARIS | 32:51.178 | 1:05:23.354 |
| 21 | 04:48:37.226 | N. PIQUET JR | 05:34:46.412 | N. PIQUET JR | 46:09.186 | 2:16:06.184 | 14 | 02:05:28.200 | E. MARIS | 02:07:30.314 | E. MARIS | 2:02.114 | 1:07:25.468 |
| 22 | 06:14:30.060 | N. PIQUET JR | 06:18:35.658 | N. PIQUET JR | 4:05.598 | 2:20:11.782 | 15 | 02:15:30.336 | E. MARIS | 02:16:43.352 | E. MARIS | 1:13.016 | 1:08:38.484 |
| 23 | 06:58:15.046 | N. PIQUET JR | 06:59:52.149 | N. PIQUET JR | 1:37.103 | 2:21:48.885 | 16 | 03:00:56.843 | E. MARIS | 03:02:02.922 | E. MARIS | 1:06.709 | 1:09:44.563 |
| 24 | 07:28:02.083 | N. PIQUET JR | 08:02:32.714 | N. HEIDFELD | 34:30.631 | 2:56:19.516 | 17 | 03:45:59.832 | E. MARIS | 03:47:57.634 | V. CAPILLAIRE | 1:57.802 | 1:11:42.365 |
| 25 | 08:38:17.665 | N. HEIDFELD | 08:39:22.143 | N. HEIDFELD | 1:04.478 | 2:57:23.994 | 18 | 04:29:57.492 | V. CAPILLAIRE | 04:31:02.582 | V. CAPILLAIRE | 1:05.090 | 1:12:47.455 |
| 26 | 09:14:44.237 | N. HEIDFELD | 09:16:32.453 | N. HEIDFELD | 1:48.216 | 2:59:12.210 | 19 | 05:14:10.714 | V. CAPILLAIRE | 05:15:15.103 | V. CAPILLAIRE | 1:04.389 | 1:13:51.844 |
| 27 | 09:53:12.139 | N. HEIDFELD | 09:54:16.189 | N. HEIDFELD | 1:04.050 | 3:00:16.260 | 20 | 05:56:42.607 | V. CAPILLAIRE | 05:58:59.270 | J. COLEMAN | 2:16.663 | 1:16:08.507 |
| 28 | 10:29:59.004 | N. HEIDFELD | 10:31:34.989 | N. PROST | 1:35.985 | 3:01:52.245 | 21 | 06:42:12.964 | J. COLEMAN | 06:43:26.845 | J. COLEMAN | 1:13.881 | 1:17:22.388 |
| 29 | 11:07:46.500 | N. PROST | 11:09:09.451 | N. PROST | 1:22.951 | 3:03:15.196 | 22 | 07:45:50.177 | J. COLEMAN | 07:48:25.189 | J. COLEMAN | 2:35.012 | 1:19:57.400 |
| 30 | 11:31:23.811 | N. PROST | 11:37:59.356 | N. PROST | 6:35.545 | 3:09:50.741 | 23 | 08:30:40.526 | J. COLEMAN | 08:32:49.741 | E. MARIS | 2:09.215 | 1:22:06.615 |
| 31 | 12:15:23.339 | N. PROST | 12:17:14.812 | N. PROST | 1:51.473 | 3:11:42.214 | 24 | 09:15:50.437 | E. MARIS | 09:16:56.894 | E. MARIS | 1:06.457 | 1:23:13.072 |
| 32 | 12:53:12.405 | N. PROST | 12:54:16.562 | N. PROST | 1:04.157 | 3:12:46.371 | 25 | 10:00:45.841 | E. MARIS | 10:02:00.273 | E. MARIS | 1:14.432 | 1:24:27.504 |
| 33 | 13:30:36.649 | N. PROST | 13:38:10.611 | N. PIQUET JR | 7:33.962 | 3:20:20.333 | 26 | 10:45:24.081 | E. MARIS | 10:47:00.926 | V. CAPILLAIRE | 1:36.845 | 1:26:04.349 |
| 34 | 14:16:46.107 | N. PIQUET JR | 14:17:48.531 | N. PIQUET JR | 1:02.424 | 3:21:22.757 | 27 | 11:28:42.573 | V. CAPILLAIRE | 11:29:51.097 | V. CAPILLAIRE | 1:08.524 | 1:27:12.873 |
| 35 | 14:43:05.578 | N. PIQUET JR | 14:44:01.713 | N. PIQUET JR | 56.135 | 3:22:18.892 | 28 | 12:13:23.573 | V. CAPILLAIRE | 12:15:03.569 | J. COLEMAN | 1:39.996 | 1:28:52.869 |
| 13 | Rebellion Racing Rebellion R-One - AER LMP1 | | | | | | 29 | 12:57:36.175 | J. COLEMAN | 12:58:40.382 | J. COLEMAN | 1:04.207 | 1:29:57.076 |
| 1 | 16:00:40.592 | A. IMPERATORI | 16:02:01.968 | A. IMPERATORI | 1:21.376 | 1:21.376 | 30 | 13:02:36.152 | J. COLEMAN | 13:09:10.821 | J. COLEMAN | 6:34.669 | 1:36:31.745 |
| 2 | 16:42:39.189 | A. IMPERATORI | 16:44:06.899 | A. IMPERATORI | 1:27.710 | 2:49.086 | 31 | 13:49:47.703 | J. COLEMAN | 13:51:43.564 | E. MARIS | 1:55.861 | 1:38:27.606 |
| 3 | 17:22:57.592 | A. IMPERATORI | 17:24:06.437 | A. IMPERATORI | 1:08.845 | 3:57.931 | 32 | 14:23:51.544 | E. MARIS | 14:25:14.410 | E. MARIS | 1:22.866 | 1:39:50.472 |
| 4 | 18:02:56.876 | A. IMPERATORI | 18:04:27.177 | D. KRAIHAMER | 1:30.301 | 5:28.232 | 23 | Panis Barthez Competition Ligier JS P2 - Nissan LMP2 | | | | | |
| 5 | 18:16:21.297 | D. KRAIHAMER | 18:17:20.503 | D. KRAIHAMER | 59.206 | 6:27.438 | 1 | 16:09:36.406 | P. CHATIN | 16:11:04.309 | P. CHATIN | 1:27.903 | 1:27.903 |
| 6 | 18:55:59.022 | D. KRAIHAMER | 18:57:18.859 | D. KRAIHAMER | 1:19.837 | 7:47.275 | 2 | 16:56:32.637 | P. CHATIN | 16:57:34.708 | P. CHATIN | 1:02.071 | 2:29.974 |
| 7 | 19:38:10.141 | D. KRAIHAMER | 19:39:15.770 | D. KRAIHAMER | 1:05.629 | 8:52.904 | 3 | 17:42:53.441 | P. CHATIN | 17:43:53.568 | P. CHATIN | 1:00.127 | 3:30.101 |
| 8 | 20:01:32.845 | D. KRAIHAMER | 20:03:00.273 | M. TUSCHER | 1:27.428 | 10:20.332 | 4 | 18:28:57.156 | P. CHATIN | 18:30:26.403 | T. BURET | 1:29.247 | 4:59.348 |
| 9 | 20:42:46.008 | M. TUSCHER | 20:43:50.953 | M. TUSCHER | 1:04.945 | 11:25.277 | 5 | 19:18:14.127 | T. BURET | 19:19:30.388 | T. BURET | 1:16.261 | 6:15.609 |





FIA WEC

84^e Edition des 24 Heures du Mans

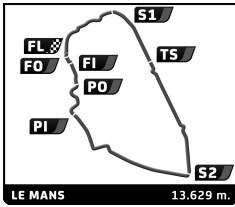
Race

Pit Stop Analysis



| Nr. | In Time | In Driver | Out Time | Out Driver | Pit Time | T. Pit Time | Nr. | In Time | In Driver | Out Time | Out Driver | Pit Time | T. Pit Time |
|------------------------------|--------------|--------------|--------------|--------------|-----------|-------------|--------------------------|--------------|--------------|--------------|--------------|----------|-------------|
| 6 | 20:01:05.025 | T. BURET | 20:02:32.734 | F. BARTHEZ | 1:27.709 | 7:43.318 | 24 | 08:03:57.367 | A. PIZZITOLA | 08:05:03.999 | A. PIZZITOLA | 1:06.632 | 55:42.896 |
| 7 | 20:31:04.035 | F. BARTHEZ | 20:32:07.580 | F. BARTHEZ | 1:03.545 | 8:46.863 | 25 | 08:42:06.488 | A. PIZZITOLA | 08:43:10.225 | A. PIZZITOLA | 1:03.737 | 56:46.633 |
| 8 | 21:19:53.167 | F. BARTHEZ | 21:25:20.889 | F. BARTHEZ | 5:27.722 | 14:14.585 | 26 | 09:20:20.786 | A. PIZZITOLA | 09:21:54.347 | C. HOY | 1:33.561 | 58:20.194 |
| 9 | 22:13:56.951 | F. BARTHEZ | 22:14:57.496 | F. BARTHEZ | 1:00.545 | 15:15.130 | 27 | 10:00:59.130 | C. HOY | 10:02:03.438 | C. HOY | 1:04.308 | 59:24.502 |
| 10 | 22:39:39.219 | F. BARTHEZ | 22:40:11.279 | F. BARTHEZ | 32.060 | 15:47.190 | 28 | 10:40:51.594 | C. HOY | 10:42:00.892 | C. HOY | 1:09.298 | 1:00:33.800 |
| 11 | 23:03:17.576 | F. BARTHEZ | 23:05:23.855 | P. CHATIN | 2:06.279 | 17:53.469 | 29 | 11:20:52.525 | C. HOY | 11:22:40.064 | M. MUNEMANN | 1:47.539 | 1:02:21.339 |
| 12 | 23:09:12.239 | P. CHATIN | 23:11:49.424 | P. CHATIN | 2:37.185 | 20:30.654 | 30 | 12:03:25.893 | M. MUNEMANN | 12:04:36.810 | M. MUNEMANN | 1:10.917 | 1:03:32.256 |
| 13 | 23:32:01.396 | P. CHATIN | 23:36:18.098 | P. CHATIN | 4:16.702 | 24:47.356 | 31 | 12:43:35.247 | M. MUNEMANN | 12:44:39.228 | M. MUNEMANN | 1:03.981 | 1:04:36.237 |
| 14 | 00:28:43.774 | P. CHATIN | 00:29:44.853 | P. CHATIN | 1:01.079 | 25:48.435 | 32 | 13:23:27.341 | M. MUNEMANN | 13:25:01.616 | A. PIZZITOLA | 1:34.275 | 1:06:10.512 |
| 15 | 01:04:48.074 | P. CHATIN | 01:07:32.824 | P. CHATIN | 2:44.750 | 28:33.185 | 33 | 14:04:14.474 | A. PIZZITOLA | 14:05:43.745 | A. PIZZITOLA | 1:29.271 | 1:07:39.783 |
| 16 | 02:04:58.366 | P. CHATIN | 02:05:59.004 | P. CHATIN | 1:00.638 | 29:33.823 | 34 | 14:31:40.676 | A. PIZZITOLA | 14:32:37.419 | A. PIZZITOLA | 56.743 | 1:08:36.526 |
| 17 | 02:46:57.700 | P. CHATIN | 02:48:23.135 | T. BURET | 1:25.435 | 30:59.258 | 26 G-Drive Racing | | | | | | LMP2 |
| 18 | 03:34:22.489 | T. BURET | 03:35:23.493 | T. BURET | 1:01.004 | 32:00.262 | Oreca 05 - Nissan | | | | | | |
| 19 | 04:20:41.948 | T. BURET | 04:21:43.471 | T. BURET | 1:01.523 | 33:01.785 | 1 | 16:00:51.832 | R. RAST | 16:02:15.397 | R. RAST | 1:23.565 | 1:23.565 |
| 20 | 05:07:53.495 | T. BURET | 05:09:08.865 | T. BURET | 1:15.370 | 34:17.155 | 2 | 16:44:29.464 | R. RAST | 16:45:55.705 | R. RAST | 1:26.241 | 2:49.806 |
| 21 | 05:54:32.965 | T. BURET | 05:56:01.388 | F. BARTHEZ | 1:28.423 | 35:45.578 | 3 | 17:26:33.641 | R. RAST | 17:27:33.971 | R. RAST | 1:00.330 | 3:50.136 |
| 22 | 06:38:31.700 | F. BARTHEZ | 06:39:48.391 | F. BARTHEZ | 1:16.691 | 37:02.269 | 4 | 17:42:22.825 | R. RAST | 17:43:35.915 | R. RAST | 1:13.090 | 5:03.226 |
| 23 | 07:33:53.873 | F. BARTHEZ | 07:36:22.919 | F. BARTHEZ | 2:29.046 | 39:31.315 | 5 | 18:24:21.199 | R. RAST | 18:25:34.645 | W. STEVENS | 1:13.446 | 6:16.672 |
| 24 | 07:49:16.617 | F. BARTHEZ | 07:50:41.461 | P. CHATIN | 1:24.844 | 40:56.159 | 6 | 19:07:18.379 | W. STEVENS | 19:08:18.167 | W. STEVENS | 59.788 | 7:16.460 |
| 25 | 08:31:39.139 | P. CHATIN | 08:32:46.995 | P. CHATIN | 1:07.856 | 42:04.015 | 7 | 19:50:19.736 | W. STEVENS | 19:51:20.308 | W. STEVENS | 1:00.572 | 8:17.032 |
| 26 | 09:13:32.781 | P. CHATIN | 09:14:32.697 | P. CHATIN | 59.916 | 43:03.931 | 8 | 20:32:55.028 | W. STEVENS | 20:34:25.077 | R. RUSINOV | 1:30.049 | 9:47.081 |
| 27 | 10:00:00.422 | P. CHATIN | 10:01:28.380 | T. BURET | 1:27.958 | 44:31.889 | 9 | 20:41:53.218 | R. RUSINOV | 20:42:25.481 | R. RUSINOV | 32.263 | 10:19.344 |
| 28 | 10:46:20.004 | T. BURET | 10:47:21.509 | T. BURET | 1:01.505 | 45:33.394 | 10 | 21:16:32.705 | R. RUSINOV | 21:17:33.119 | R. RUSINOV | 1:00.414 | 11:19.758 |
| 29 | 11:33:48.206 | T. BURET | 11:35:16.564 | F. BARTHEZ | 1:28.358 | 47:01.752 | 11 | 22:00:35.315 | R. RUSINOV | 22:01:36.603 | R. RUSINOV | 1:01.288 | 12:21.046 |
| 30 | 12:19:12.295 | F. BARTHEZ | 12:20:18.517 | F. BARTHEZ | 1:06.222 | 48:07.974 | 12 | 22:44:33.500 | R. RUSINOV | 22:46:00.021 | R. RAST | 1:26.521 | 13:47.567 |
| 31 | 13:02:13.754 | F. BARTHEZ | 13:03:39.284 | P. CHATIN | 1:25.530 | 49:33.504 | 13 | 23:26:52.890 | R. RAST | 23:27:53.209 | R. RAST | 1:00.319 | 14:47.886 |
| 32 | 13:45:12.526 | P. CHATIN | 13:46:13.506 | P. CHATIN | 1:00.980 | 50:34.484 | 14 | 00:22:53.695 | R. RAST | 00:23:55.228 | R. RAST | 1:01.533 | 15:49.419 |
| 33 | 14:24:49.564 | P. CHATIN | 14:25:47.983 | P. CHATIN | 58.419 | 51:32.903 | 15 | 01:25:54.584 | R. RAST | 01:26:54.740 | R. RAST | 1:00.156 | 16:49.575 |
| 25 Algarve Pro Racing | | | | | | | 26 G-Drive Racing | | | | | | |
| Ligier JS P2 - Nissan | | | | | | | Oreca 05 - Nissan | | | | | | |
| LMP2 | | | | | | | LMP2 | | | | | | |
| 1 | 15:39:12.731 | A. PIZZITOLA | 15:40:29.149 | A. PIZZITOLA | 1:16.418 | 1:16.418 | 16 | 02:08:25.463 | R. RAST | 02:09:48.687 | W. STEVENS | 1:23.224 | 18:12.799 |
| 2 | 15:57:15.878 | A. PIZZITOLA | 15:58:30.051 | A. PIZZITOLA | 1:14.173 | 2:30.591 | 17 | 02:51:15.723 | W. STEVENS | 02:52:16.176 | W. STEVENS | 1:00.453 | 19:13.252 |
| 3 | 16:41:09.792 | A. PIZZITOLA | 16:42:38.494 | A. PIZZITOLA | 1:28.702 | 3:59.293 | 18 | 03:33:00.623 | W. STEVENS | 03:34:02.064 | W. STEVENS | 1:01.441 | 20:14.693 |
| 4 | 17:23:52.708 | A. PIZZITOLA | 17:25:02.741 | A. PIZZITOLA | 1:10.033 | 5:09.326 | 19 | 03:37:39.266 | W. STEVENS | 03:39:17.671 | W. STEVENS | 1:38.405 | 21:53.098 |
| 5 | 18:06:05.616 | A. PIZZITOLA | 18:07:51.812 | C. HOY | 1:46.196 | 6:55.522 | 20 | 04:16:27.573 | W. STEVENS | 04:17:34.575 | W. STEVENS | 1:07.002 | 23:00.100 |
| 6 | 18:35:10.382 | C. HOY | 18:36:32.260 | C. HOY | 1:21.878 | 8:17.400 | 21 | 04:59:08.272 | W. STEVENS | 05:00:54.633 | R. RUSINOV | 1:46.361 | 24:46.461 |
| 7 | 19:21:14.443 | C. HOY | 19:22:23.363 | C. HOY | 1:08.920 | 9:26.320 | 22 | 05:41:43.127 | R. RUSINOV | 05:42:43.459 | R. RUSINOV | 1:00.332 | 25:46.793 |
| 8 | 20:04:32.807 | C. HOY | 20:05:39.080 | C. HOY | 1:06.273 | 10:32.593 | 23 | 06:23:52.096 | R. RUSINOV | 06:24:53.035 | R. RUSINOV | 1:00.939 | 26:47.732 |
| 9 | 20:48:22.992 | C. HOY | 20:49:57.055 | M. MUNEMANN | 1:34.063 | 12:06.656 | 24 | 07:06:45.792 | R. RUSINOV | 07:08:07.846 | R. RAST | 1:22.054 | 28:09.786 |
| 10 | 21:34:10.208 | M. MUNEMANN | 21:35:20.867 | M. MUNEMANN | 1:10.659 | 13:17.315 | 25 | 08:01:25.058 | R. RAST | 08:02:28.644 | R. RAST | 1:03.586 | 29:13.372 |
| 11 | 22:19:17.924 | M. MUNEMANN | 22:20:30.134 | M. MUNEMANN | 1:12.210 | 14:29.525 | 26 | 08:42:27.617 | R. RAST | 08:43:26.502 | R. RAST | 58.885 | 30:12.257 |
| 12 | 23:05:26.194 | M. MUNEMANN | 23:07:01.609 | A. PIZZITOLA | 1:35.415 | 16:04.940 | 27 | 09:23:33.974 | R. RAST | 09:24:36.108 | R. RAST | 1:02.134 | 31:14.391 |
| 13 | 23:38:39.225 | A. PIZZITOLA | 23:50:50.564 | A. PIZZITOLA | 12:11.339 | 28:16.279 | 28 | 10:06:06.395 | R. RAST | 10:07:53.410 | W. STEVENS | 1:47.015 | 33:01.406 |
| 14 | 00:32:49.291 | A. PIZZITOLA | 00:37:06.759 | A. PIZZITOLA | 4:17.468 | 32:33.747 | 29 | 10:48:00.200 | W. STEVENS | 10:49:00.751 | W. STEVENS | 1:00.551 | 34:01.957 |
| 15 | 00:57:11.642 | A. PIZZITOLA | 01:05:25.607 | A. PIZZITOLA | 8:13.965 | 40:47.712 | 30 | 11:30:15.869 | W. STEVENS | 11:31:16.177 | W. STEVENS | 1:00.308 | 35:02.265 |
| 16 | 01:59:39.141 | A. PIZZITOLA | 02:03:41.168 | A. PIZZITOLA | 4:02.027 | 44:49.739 | 31 | 12:14:13.513 | W. STEVENS | 12:16:00.266 | R. RUSINOV | 1:46.753 | 36:49.018 |
| 17 | 02:44:28.179 | A. PIZZITOLA | 02:46:01.529 | C. HOY | 1:33.350 | 46:23.089 | 32 | 12:56:14.094 | R. RUSINOV | 12:57:15.143 | R. RUSINOV | 1:01.049 | 37:50.067 |
| 18 | 03:29:30.763 | C. HOY | 03:30:36.525 | C. HOY | 1:05.762 | 47:28.851 | 33 | 13:37:34.848 | R. RUSINOV | 13:38:59.370 | R. RUSINOV | 1:24.522 | 39:14.589 |
| 19 | 04:13:02.520 | C. HOY | 04:14:09.412 | C. HOY | 1:06.892 | 48:35.743 | 34 | 14:20:44.259 | R. RUSINOV | 14:21:50.720 | R. RUSINOV | 1:06.461 | 40:21.050 |
| 20 | 04:57:39.468 | C. HOY | 04:59:34.470 | M. MUNEMANN | 1:55.002 | 50:30.745 | 35 | 14:55:08.315 | R. RUSINOV | 14:55:59.182 | R. RUSINOV | 50.867 | 41:11.917 |
| 21 | 05:42:59.681 | M. MUNEMANN | 05:44:07.120 | M. MUNEMANN | 1:07.439 | 51:38.184 | 27 SMP Racing | | | | | | LMP2 |
| 22 | 06:27:16.522 | M. MUNEMANN | 06:28:25.615 | M. MUNEMANN | 1:09.093 | 52:47.277 | BR01 - Nissan | | | | | | |
| 23 | 07:08:46.841 | M. MUNEMANN | 07:10:35.828 | A. PIZZITOLA | 1:48.987 | 54:36.264 | 1 | 15:39:50.233 | M. ALESHIN | 15:43:50.664 | M. ALESHIN | 4:00.431 | 4:00.431 |
| | | | | | | | 2 | 16:34:11.438 | M. ALESHIN | 16:35:40.891 | M. ALESHIN | 1:29.453 | 5:29.884 |





FIA WEC

84^e Edition des 24 Heures du Mans

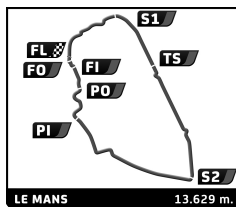
Race

Pit Stop Analysis



| Nr. | In Time | In Driver | Out Time | Out Driver | Pit Time | T. Pit Time | Nr. | In Time | In Driver | Out Time | Out Driver | Pit Time | T. Pit Time |
|--------------------------|--------------|---------------|--------------|---------------|-----------|-------------|-------------------------------------|--------------|-----------------|--------------|-----------------|----------|-------------|
| 3 | 17:16:48.535 | M. ALESHIN | 17:18:17.515 | N. MINASSIAN | 1:28.980 | 6:58.864 | 18 | 03:21:20.240 | I. TAITTINGER | 03:22:25.820 | I. TAITTINGER | 1:05.580 | 1:26:36.862 |
| 4 | 17:59:20.622 | N. MINASSIAN | 18:00:25.336 | N. MINASSIAN | 1:04.714 | 8:03.578 | 19 | 04:05:56.602 | I. TAITTINGER | 04:07:50.350 | R. STRIEBIG | 1:53.748 | 1:28:30.610 |
| 5 | 18:41:42.731 | N. MINASSIAN | 18:42:40.752 | N. MINASSIAN | 58.021 | 9:01.599 | 20 | 04:54:08.307 | R. STRIEBIG | 04:55:19.993 | R. STRIEBIG | 1:11.686 | 1:29:42.296 |
| 6 | 19:14:39.511 | N. MINASSIAN | 19:16:11.302 | M. MEDIANI | 1:31.791 | 10:33.390 | 21 | 05:40:20.994 | R. STRIEBIG | 05:42:33.988 | L. ROUSSEL | 2:12.994 | 1:31:55.290 |
| 7 | 19:57:31.597 | M. MEDIANI | 19:58:28.912 | M. MEDIANI | 57.315 | 11:30.705 | 22 | 06:07:28.319 | L. ROUSSEL | 06:15:43.813 | L. ROUSSEL | 8:15.494 | 1:40:10.784 |
| 8 | 20:40:32.064 | M. MEDIANI | 20:41:32.366 | M. MEDIANI | 1:00.302 | 12:31.007 | 23 | 06:53:16.990 | L. ROUSSEL | 06:54:25.510 | L. ROUSSEL | 1:08.520 | 1:41:19.304 |
| 9 | 21:23:45.330 | M. MEDIANI | 21:25:13.057 | M. ALESHIN | 1:27.727 | 13:58.734 | 24 | 07:27:53.716 | L. ROUSSEL | 07:31:36.408 | I. TAITTINGER | 3:42.692 | 1:45:01.996 |
| 10 | 22:08:18.487 | M. ALESHIN | 22:09:15.970 | M. ALESHIN | 57.483 | 14:56.217 | 25 | 08:22:31.718 | I. TAITTINGER | 08:23:41.237 | I. TAITTINGER | 1:09.519 | 1:46:11.515 |
| 11 | 22:52:03.362 | M. ALESHIN | 22:53:08.162 | M. ALESHIN | 1:04.800 | 16:01.017 | 26 | 09:06:44.483 | I. TAITTINGER | 09:08:41.346 | R. STRIEBIG | 1:56.863 | 1:48:08.378 |
| 12 | 23:40:12.629 | M. ALESHIN | 23:44:45.358 | N. MINASSIAN | 4:32.729 | 20:33.746 | 27 | 09:54:10.151 | R. STRIEBIG | 09:55:28.247 | R. STRIEBIG | 1:18.096 | 1:49:26.474 |
| 13 | 00:32:34.201 | N. MINASSIAN | 00:33:57.788 | N. MINASSIAN | 1:23.587 | 21:57.333 | 28 | 10:40:27.277 | R. STRIEBIG | 10:42:32.205 | L. ROUSSEL | 2:04.928 | 1:51:31.402 |
| 14 | 00:45:56.769 | N. MINASSIAN | 00:46:29.186 | N. MINASSIAN | 32.417 | 22:29.750 | 29 | 11:20:02.186 | L. ROUSSEL | 11:21:20.959 | L. ROUSSEL | 1:18.773 | 1:52:50.175 |
| 15 | 01:13:31.701 | N. MINASSIAN | 01:18:45.641 | N. MINASSIAN | 5:13.940 | 27:43.690 | 30 | 12:00:25.709 | L. ROUSSEL | 12:02:02.711 | I. TAITTINGER | 1:37.002 | 1:54:27.177 |
| 16 | 02:07:32.369 | N. MINASSIAN | 02:09:08.908 | M. MEDIANI | 1:36.539 | 29:20.229 | 31 | 12:47:38.014 | I. TAITTINGER | 12:48:55.997 | I. TAITTINGER | 1:17.983 | 1:55:45.160 |
| 17 | 02:55:18.147 | M. MEDIANI | 02:56:29.582 | M. MEDIANI | 1:11.435 | 30:31.664 | 32 | 13:09:09.006 | I. TAITTINGER | 13:10:47.083 | I. TAITTINGER | 1:38.077 | 1:57:23.237 |
| 18 | 03:34:21.452 | M. MEDIANI | 03:35:58.719 | M. MEDIANI | 1:37.267 | 32:08.931 | 33 | 13:27:00.371 | I. TAITTINGER | 13:27:33.039 | I. TAITTINGER | 32.668 | 1:57:55.905 |
| 19 | 03:39:44.136 | M. MEDIANI | 03:40:52.774 | M. MEDIANI | 1:08.638 | 33:17.569 | 30 Extreme Speed Motorsports | | | | | | |
| 20 | 03:59:46.055 | M. MEDIANI | 04:00:18.857 | M. MEDIANI | 32.802 | 33:50.371 | Ligier JS P2 - Nissan LMP2 | | | | | | |
| 21 | 04:19:06.028 | M. MEDIANI | 04:27:55.096 | M. ALESHIN | 8:49.068 | 42:39.439 | 1 | 15:46:26.804 | J. VAN OVERBEEK | 15:50:18.370 | J. VAN OVERBEEK | 3:51.566 | 3:51.566 |
| 22 | 05:09:44.907 | M. ALESHIN | 05:10:52.867 | M. ALESHIN | 1:07.960 | 43:47.399 | 2 | 16:38:59.511 | J. VAN OVERBEEK | 16:40:33.631 | S. SHARP | 1:34.120 | 5:25.686 |
| 23 | 05:51:39.091 | M. ALESHIN | 05:52:48.000 | M. ALESHIN | 1:08.909 | 44:56.308 | 3 | 17:19:57.565 | S. SHARP | 17:21:51.741 | S. SHARP | 1:54.176 | 7:19.862 |
| 24 | 06:34:12.264 | M. ALESHIN | 06:35:46.632 | N. MINASSIAN | 1:34.368 | 46:30.676 | 4 | 18:07:07.495 | S. SHARP | 18:08:08.200 | S. SHARP | 1:00.705 | 8:20.567 |
| 25 | 07:24:10.296 | N. MINASSIAN | 07:26:07.934 | N. MINASSIAN | 1:57.638 | 48:28.314 | 5 | 18:53:33.256 | S. SHARP | 18:55:08.115 | E. BROWN | 1:34.859 | 9:55.426 |
| 26 | 08:21:46.345 | N. MINASSIAN | 08:22:52.717 | N. MINASSIAN | 1:06.372 | 49:34.686 | 6 | 19:49:33.011 | E. BROWN | 19:50:43.381 | E. BROWN | 1:10.370 | 11:05.796 |
| 27 | 09:04:08.112 | N. MINASSIAN | 09:08:21.699 | M. MEDIANI | 4:13.587 | 53:48.273 | 7 | 20:39:53.524 | E. BROWN | 20:41:21.092 | E. BROWN | 1:27.568 | 12:33.364 |
| 28 | 09:23:27.313 | M. MEDIANI | 09:25:02.053 | M. MEDIANI | 1:34.740 | 55:23.013 | 8 | 21:35:01.609 | E. BROWN | 21:36:32.175 | J. VAN OVERBEEK | 1:30.566 | 14:03.930 |
| 29 | 10:07:08.236 | M. MEDIANI | 10:08:30.629 | M. MEDIANI | 1:22.393 | 56:45.406 | 9 | 22:22:32.384 | J. VAN OVERBEEK | 22:23:34.277 | J. VAN OVERBEEK | 1:01.893 | 15:05.823 |
| 30 | 10:49:46.904 | M. MEDIANI | 10:50:46.158 | M. MEDIANI | 59.254 | 57:44.660 | 10 | 23:10:17.608 | J. VAN OVERBEEK | 23:11:21.421 | J. VAN OVERBEEK | 1:03.813 | 16:09.636 |
| 31 | 11:09:55.997 | M. MEDIANI | 11:11:15.837 | M. ALESHIN | 1:19.840 | 59:04.500 | 11 | 23:53:25.592 | J. VAN OVERBEEK | 23:55:10.114 | S. SHARP | 1:44.522 | 17:54.158 |
| 32 | 11:53:51.896 | M. ALESHIN | 11:55:32.026 | M. ALESHIN | 1:40.130 | 1:00:44.630 | 12 | 00:41:28.309 | S. SHARP | 00:42:34.137 | S. SHARP | 1:05.828 | 18:59.986 |
| 33 | 12:37:21.278 | M. ALESHIN | 12:38:32.169 | M. ALESHIN | 1:10.891 | 1:01:55.521 | 13 | 01:25:52.829 | S. SHARP | 01:27:10.229 | S. SHARP | 1:17.400 | 20:17.386 |
| 34 | 13:19:21.538 | M. ALESHIN | 13:20:49.381 | N. MINASSIAN | 1:27.843 | 1:03:23.364 | 14 | 02:13:12.075 | S. SHARP | 02:14:19.168 | S. SHARP | 1:07.093 | 21:24.479 |
| 35 | 14:03:29.692 | N. MINASSIAN | 14:04:31.038 | N. MINASSIAN | 1:01.346 | 1:04:24.710 | 15 | 02:59:54.252 | S. SHARP | 03:00:55.468 | S. SHARP | 1:01.216 | 22:25.695 |
| 36 | 14:30:50.913 | N. MINASSIAN | 14:31:39.700 | N. MINASSIAN | 48.787 | 1:05:13.497 | 16 | 03:42:22.522 | S. SHARP | 03:43:55.058 | J. VAN OVERBEEK | 1:32.536 | 23:58.231 |
| 28 Pegasus Racing | | | | | | | 30 Extreme Speed Motorsports | | | | | | |
| Morgan - Nissan LMP2 | | | | | | | Ligier JS P2 - Nissan LMP2 | | | | | | |
| 1 | 16:01:39.186 | L. ROUSSEL | 16:04:51.503 | L. ROUSSEL | 3:12.317 | 3:12.317 | 17 | 04:29:05.688 | J. VAN OVERBEEK | 04:30:07.718 | J. VAN OVERBEEK | 1:02.030 | 25:00.261 |
| 2 | 16:25:19.851 | L. ROUSSEL | 16:30:24.573 | L. ROUSSEL | 5:04.722 | 8:17.039 | 18 | 05:16:26.800 | J. VAN OVERBEEK | 05:17:28.144 | J. VAN OVERBEEK | 1:01.344 | 26:01.605 |
| 3 | 17:08:06.631 | L. ROUSSEL | 17:14:25.463 | I. TAITTINGER | 6:18.832 | 14:35.871 | 19 | 06:02:41.577 | J. VAN OVERBEEK | 06:03:43.218 | J. VAN OVERBEEK | 1:01.641 | 27:03.246 |
| 4 | 17:22:33.346 | I. TAITTINGER | 17:24:52.898 | I. TAITTINGER | 2:19.552 | 16:55.423 | 20 | 06:49:27.022 | J. VAN OVERBEEK | 06:51:06.766 | E. BROWN | 1:39.744 | 28:42.990 |
| 5 | 18:08:59.051 | I. TAITTINGER | 18:18:27.129 | R. STRIEBIG | 9:28.078 | 26:23.501 | 21 | 07:44:11.533 | E. BROWN | 07:49:31.496 | E. BROWN | 5:19.963 | 34:02.953 |
| 6 | 18:59:19.580 | R. STRIEBIG | 19:00:33.685 | R. STRIEBIG | 1:14.105 | 27:37.606 | 22 | 08:37:18.796 | E. BROWN | 08:38:51.900 | S. SHARP | 1:33.104 | 35:36.057 |
| 7 | 19:28:33.253 | R. STRIEBIG | 19:33:03.704 | L. ROUSSEL | 4:30.451 | 32:08.057 | 23 | 09:23:55.367 | S. SHARP | 09:24:57.962 | S. SHARP | 1:02.595 | 36:38.652 |
| 8 | 20:10:28.090 | L. ROUSSEL | 20:11:43.663 | L. ROUSSEL | 1:15.573 | 33:23.630 | 24 | 10:10:52.863 | S. SHARP | 10:11:58.372 | S. SHARP | 1:05.509 | 37:44.161 |
| 9 | 20:49:54.079 | L. ROUSSEL | 20:51:40.595 | I. TAITTINGER | 1:46.516 | 35:10.146 | 25 | 10:56:49.792 | S. SHARP | 10:58:16.243 | J. VAN OVERBEEK | 1:26.451 | 39:10.612 |
| 10 | 21:13:38.252 | I. TAITTINGER | 21:19:11.177 | I. TAITTINGER | 5:32.925 | 40:43.071 | 26 | 11:45:11.495 | J. VAN OVERBEEK | 11:46:47.325 | J. VAN OVERBEEK | 1:35.830 | 40:46.442 |
| 11 | 22:05:09.271 | I. TAITTINGER | 22:06:36.794 | I. TAITTINGER | 1:27.523 | 42:10.594 | 27 | 12:32:16.552 | J. VAN OVERBEEK | 12:33:18.956 | J. VAN OVERBEEK | 1:02.404 | 41:48.846 |
| 12 | 22:52:23.930 | I. TAITTINGER | 22:54:10.417 | R. STRIEBIG | 1:46.487 | 43:57.081 | 28 | 12:59:21.644 | J. VAN OVERBEEK | 13:00:48.103 | E. BROWN | 1:26.459 | 43:15.305 |
| 13 | 23:34:04.641 | R. STRIEBIG | 00:03:07.433 | R. STRIEBIG | 29:02.792 | 1:12:59.873 | 29 | 13:55:43.891 | E. BROWN | 13:56:46.618 | E. BROWN | 1:02.727 | 44:18.032 |
| 14 | 00:51:16.205 | R. STRIEBIG | 00:53:13.608 | L. ROUSSEL | 1:57.403 | 1:14:57.276 | 30 | 14:21:06.448 | E. BROWN | 14:22:26.581 | E. BROWN | 1:20.133 | 45:38.165 |
| 15 | 01:48:18.278 | L. ROUSSEL | 01:49:22.111 | L. ROUSSEL | 1:03.833 | 1:16:01.109 | 31 Extreme Speed Motorsports | | | | | | |
| 16 | 02:26:54.648 | L. ROUSSEL | 02:28:03.185 | L. ROUSSEL | 1:08.537 | 1:17:09.646 | Ligier JS P2 - Nissan LMP2 | | | | | | |
| 17 | 02:31:46.220 | L. ROUSSEL | 02:40:07.856 | I. TAITTINGER | 8:21.636 | 1:25:31.282 | 1 | 15:08:35.626 | L. DERANI | 15:10:07.664 | C. CUMMING | 1:32.038 | 1:32.038 |
| | | | | | | | 2 | 15:52:48.440 | C. CUMMING | 15:53:58.986 | R. DALZIEL | 1:10.546 | 2:42.584 |





FIA WEC

84^e Edition des 24 Heures du Mans

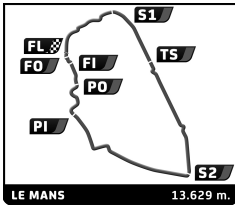
Race

Pit Stop Analysis



| Nr. | In Time | In Driver | Out Time | Out Driver | Pit Time | T. Pit Time | Nr. | In Time | In Driver | Out Time | Out Driver | Pit Time | T. Pit Time |
|------------------------------|--------------|--------------|--------------|--------------|-------------|-------------|---------------------------------|--------------|---------------|--------------|---------------|-----------|-------------|
| 3 | 16:37:14.125 | R. DALZIEL | 16:38:32.470 | R. DALZIEL | 1:18.345 | 4:00.929 | 23 | 06:38:04.268 | J. PU | 06:39:57.919 | T. GOMMENDY | 1:53.651 | 36:51.654 |
| 4 | 17:19:42.645 | R. DALZIEL | 17:20:43.493 | R. DALZIEL | 1:00.848 | 5:01.777 | 24 | 07:24:18.589 | T. GOMMENDY | 07:26:10.176 | T. GOMMENDY | 1:51.587 | 38:43.241 |
| 5 | 18:01:45.096 | R. DALZIEL | 18:02:47.461 | R. DALZIEL | 1:02.365 | 6:04.142 | 25 | 08:21:28.987 | T. GOMMENDY | 08:22:30.711 | T. GOMMENDY | 1:01.724 | 39:44.965 |
| 6 | 18:47:27.721 | R. DALZIEL | 18:48:28.371 | R. DALZIEL | 1:00.650 | 7:04.792 | 26 | 09:02:57.833 | T. GOMMENDY | 09:04:31.426 | J. PU | 1:33.593 | 41:18.558 |
| 7 | 19:35:26.822 | R. DALZIEL | 19:37:01.075 | C. CUMMING | 1:34.253 | 8:39.045 | 27 | 09:51:32.989 | J. PU | 09:52:37.294 | J. PU | 1:04.305 | 42:22.863 |
| 8 | 20:27:55.653 | C. CUMMING | 20:37:13.546 | C. CUMMING | 9:17.893 | 17:56.938 | 28 | 10:38:36.876 | J. PU | 10:40:09.998 | N. DE BRUIJN | 1:33.122 | 43:55.985 |
| 9 | 21:24:58.764 | C. CUMMING | 21:26:19.929 | L. DERANI | 1:21.165 | 19:18.103 | 29 | 11:25:01.565 | N. DE BRUIJN | 11:26:05.513 | N. DE BRUIJN | 1:03.948 | 44:59.933 |
| 10 | 22:12:47.270 | L. DERANI | 22:13:47.885 | L. DERANI | 1:00.615 | 20:18.718 | 30 | 12:13:04.127 | N. DE BRUIJN | 12:16:48.615 | T. GOMMENDY | 3:44.488 | 48:44.421 |
| 11 | 22:59:58.287 | L. DERANI | 23:00:59.980 | L. DERANI | 1:01.693 | 21:20.411 | 31 | 12:57:24.823 | T. GOMMENDY | 12:58:29.207 | T. GOMMENDY | 1:04.384 | 49:48.805 |
| 12 | 23:53:27.505 | L. DERANI | 23:55:01.895 | R. DALZIEL | 1:34.390 | 22:54.801 | 32 | 13:35:47.287 | T. GOMMENDY | 13:37:42.259 | J. PU | 1:54.972 | 51:43.777 |
| 13 | 00:40:56.402 | R. DALZIEL | 00:41:57.313 | R. DALZIEL | 1:00.911 | 23:55.712 | 33 | 14:27:05.924 | J. PU | 14:28:10.889 | J. PU | 1:04.965 | 52:48.742 |
| 14 | 01:44:15.304 | R. DALZIEL | 01:45:16.756 | R. DALZIEL | 1:01.452 | 24:57.164 | 34 Race Performance | | | | | | LMP2 |
| 15 | 02:30:58.855 | R. DALZIEL | 02:31:59.818 | R. DALZIEL | 1:00.963 | 25:58.127 | Oreca 03R - Judd | | | | | | |
| 16 | 03:17:32.992 | R. DALZIEL | 03:19:10.073 | C. CUMMING | 1:37.081 | 27:35.208 | 1 | 16:05:47.858 | S. NAKANO | 16:16:52.423 | S. NAKANO | 11:04.565 | 11:04.565 |
| 17 | 04:01:53.622 | C. CUMMING | 04:02:52.816 | C. CUMMING | 59.194 | 28:34.402 | 2 | 16:59:20.810 | S. NAKANO | 17:00:42.236 | S. NAKANO | 1:21.426 | 12:25.991 |
| 18 | 04:46:31.606 | C. CUMMING | 04:47:53.830 | L. DERANI | 1:22.224 | 29:56.626 | 3 | 17:27:44.275 | S. NAKANO | 17:31:20.937 | N. LEUTWILER | 3:36.662 | 16:02.653 |
| 19 | 05:32:22.777 | L. DERANI | 05:33:27.843 | L. DERANI | 1:05.066 | 31:01.692 | 4 | 17:46:55.529 | N. LEUTWILER | 17:48:25.509 | N. LEUTWILER | 1:29.980 | 17:32.633 |
| 20 | 06:18:39.972 | L. DERANI | 06:19:40.834 | L. DERANI | 1:00.862 | 32:02.554 | 5 | 18:31:13.452 | N. LEUTWILER | 18:33:26.983 | N. LEUTWILER | 2:13.531 | 19:46.164 |
| 21 | 07:05:17.959 | L. DERANI | 07:06:18.703 | L. DERANI | 1:00.744 | 33:03.298 | 6 | 19:05:34.710 | N. LEUTWILER | 19:19:02.854 | J. WINSLOW | 13:28.144 | 33:14.308 |
| 22 | 07:27:46.912 | L. DERANI | 07:31:37.693 | C. CUMMING | 3:50.781 | 36:54.079 | 7 | 20:01:22.991 | J. WINSLOW | 20:03:43.924 | J. WINSLOW | 2:20.933 | 35:35.241 |
| 23 | 08:25:37.149 | C. CUMMING | 08:26:46.349 | C. CUMMING | 1:09.200 | 38:03.279 | 8 | 20:46:28.858 | J. WINSLOW | 20:47:35.389 | J. WINSLOW | 1:06.531 | 36:41.772 |
| 24 | 09:09:34.646 | C. CUMMING | 09:10:35.721 | C. CUMMING | 1:01.075 | 39:04.354 | 9 | 21:26:36.964 | J. WINSLOW | 21:27:45.795 | J. WINSLOW | 1:08.831 | 37:50.603 |
| 25 | 09:49:28.908 | C. CUMMING | 09:50:45.685 | R. DALZIEL | 1:16.777 | 40:21.131 | 10 | 22:11:33.795 | J. WINSLOW | 22:13:08.959 | S. NAKANO | 1:35.164 | 39:25.767 |
| 26 | 10:31:34.650 | R. DALZIEL | 10:32:36.228 | R. DALZIEL | 1:01.578 | 41:22.709 | 11 | 22:56:50.309 | S. NAKANO | 22:57:53.681 | S. NAKANO | 1:03.372 | 40:29.139 |
| 27 | 10:43:47.165 | R. DALZIEL | 11:16:02.349 | L. DERANI | 32:15.184 | 1:13:37.893 | 12 | 23:35:37.573 | S. NAKANO | 23:39:10.603 | S. NAKANO | 3:33.030 | 44:02.169 |
| 28 | 11:23:23.480 | L. DERANI | 12:41:25.347 | L. DERANI | 1:18:01.867 | 2:31:39.760 | 13 | 00:27:11.321 | S. NAKANO | 00:28:44.447 | N. LEUTWILER | 1:33.126 | 45:35.295 |
| 29 | 12:45:09.804 | L. DERANI | 12:47:26.957 | L. DERANI | 2:17.153 | 2:33:56.913 | 14 | 00:37:04.752 | N. LEUTWILER | 00:42:36.001 | N. LEUTWILER | 5:31.249 | 51:06.544 |
| 30 | 13:06:10.082 | L. DERANI | 13:29:43.749 | L. DERANI | 23:33.667 | 2:57:30.580 | 15 | 00:54:37.559 | N. LEUTWILER | 01:10:03.122 | N. LEUTWILER | 15:25.563 | 1:06:32.107 |
| 31 | 13:54:06.964 | L. DERANI | 14:54:26.789 | L. DERANI | 1:00:19.825 | 3:57:50.405 | 16 | 01:22:59.744 | N. LEUTWILER | 02:16:21.226 | N. LEUTWILER | 53:21.482 | 1:59:53.589 |
| 33 Eurasia Motorsport | | | | | | | 34 Race Performance | | | | | | |
| Oreca 05 - Nissan | | | | | | | Oreca 03R - Judd | | | | | | |
| LMP2 | | | | | | | LMP2 | | | | | | |
| 1 | 15:39:08.342 | T. GOMMENDY | 15:43:55.270 | T. GOMMENDY | 4:46.928 | 4:46.928 | 17 | 02:55:17.482 | N. LEUTWILER | 03:45:39.134 | J. WINSLOW | 50:21.652 | 2:50:15.241 |
| 2 | 15:49:56.213 | T. GOMMENDY | 15:53:16.570 | T. GOMMENDY | 3:20.357 | 8:07.285 | 18 | 04:29:54.755 | J. WINSLOW | 04:30:58.924 | J. WINSLOW | 1:04.169 | 2:51:19.410 |
| 3 | 16:32:58.441 | T. GOMMENDY | 16:34:24.243 | T. GOMMENDY | 1:25.802 | 9:33.087 | 19 | 05:08:37.194 | J. WINSLOW | 05:20:15.622 | S. NAKANO | 11:38.428 | 3:02:57.838 |
| 4 | 17:15:20.267 | T. GOMMENDY | 17:16:23.638 | T. GOMMENDY | 1:03.371 | 10:36.458 | 20 | 05:58:13.172 | S. NAKANO | 05:59:22.425 | S. NAKANO | 1:09.253 | 3:04:07.091 |
| 5 | 18:01:24.857 | T. GOMMENDY | 18:02:57.594 | J. PU | 1:32.737 | 12:09.195 | 21 | 06:37:43.691 | S. NAKANO | 06:38:46.498 | S. NAKANO | 1:02.807 | 3:05:09.898 |
| 6 | 18:48:56.362 | J. PU | 18:50:06.526 | J. PU | 1:10.164 | 13:19.359 | 22 | 07:19:13.664 | S. NAKANO | 07:20:15.485 | S. NAKANO | 1:01.821 | 3:06:11.719 |
| 7 | 19:38:41.647 | J. PU | 19:40:11.276 | N. DE BRUIJN | 1:29.629 | 14:48.988 | 23 | 08:13:19.923 | S. NAKANO | 08:14:53.438 | N. LEUTWILER | 1:33.515 | 3:07:45.234 |
| 8 | 20:21:52.500 | N. DE BRUIJN | 20:22:55.027 | N. DE BRUIJN | 1:02.527 | 15:51.515 | 24 | 08:53:14.855 | N. LEUTWILER | 08:54:19.919 | N. LEUTWILER | 1:05.064 | 3:08:50.298 |
| 9 | 21:07:59.065 | N. DE BRUIJN | 21:09:05.837 | N. DE BRUIJN | 1:06.772 | 16:58.287 | 25 | 08:58:21.506 | N. LEUTWILER | 09:07:55.609 | J. WINSLOW | 9:34.103 | 3:18:24.401 |
| 10 | 21:49:16.691 | N. DE BRUIJN | 21:50:42.364 | J. PU | 1:25.673 | 18:23.960 | 26 | 09:47:47.578 | J. WINSLOW | 09:48:50.780 | J. WINSLOW | 1:03.202 | 3:19:27.603 |
| 11 | 22:30:44.795 | J. PU | 22:32:15.159 | T. GOMMENDY | 1:30.364 | 19:54.324 | 27 | 10:26:41.470 | J. WINSLOW | 10:27:46.824 | J. WINSLOW | 1:05.354 | 3:20:32.957 |
| 12 | 23:17:14.950 | T. GOMMENDY | 23:18:21.446 | T. GOMMENDY | 1:06.496 | 21:00.820 | 28 | 11:06:03.284 | J. WINSLOW | 11:07:34.437 | S. NAKANO | 1:31.153 | 3:22:04.110 |
| 13 | 00:11:32.692 | T. GOMMENDY | 00:13:02.833 | T. GOMMENDY | 1:30.141 | 22:30.961 | 29 | 11:47:09.422 | S. NAKANO | 11:48:12.625 | S. NAKANO | 1:03.203 | 3:23:07.313 |
| 14 | 00:54:46.130 | T. GOMMENDY | 00:55:49.319 | T. GOMMENDY | 1:03.189 | 23:34.150 | 30 | 12:27:20.493 | S. NAKANO | 12:28:21.586 | S. NAKANO | 1:01.093 | 3:24:08.406 |
| 15 | 01:57:11.965 | T. GOMMENDY | 01:58:39.462 | N. DE BRUIJN | 1:27.497 | 25:01.647 | 31 | 12:51:12.033 | S. NAKANO | 12:58:49.568 | N. LEUTWILER | 7:37.535 | 3:31:45.941 |
| 16 | 02:06:21.840 | N. DE BRUIJN | 02:08:20.905 | N. DE BRUIJN | 1:59.065 | 27:00.712 | 32 | 13:41:39.008 | N. LEUTWILER | 13:42:46.401 | N. LEUTWILER | 1:07.393 | 3:32:53.334 |
| 17 | 02:42:08.406 | N. DE BRUIJN | 02:43:14.768 | N. DE BRUIJN | 1:06.362 | 28:07.074 | 33 | 14:26:56.019 | N. LEUTWILER | 14:27:59.674 | N. LEUTWILER | 1:03.655 | 3:33:56.989 |
| 18 | 03:28:53.532 | N. DE BRUIJN | 03:29:58.155 | N. DE BRUIJN | 1:04.623 | 29:11.697 | 35 Baxi DC Racing Alpine | | | | | | LMP2 |
| 19 | 03:52:19.069 | N. DE BRUIJN | 03:53:57.539 | N. DE BRUIJN | 1:38.470 | 30:50.167 | Alpine A460 - Nissan | | | | | | |
| 20 | 04:16:20.776 | N. DE BRUIJN | 04:17:36.454 | N. DE BRUIJN | 1:15.678 | 32:05.845 | 1 | 16:09:44.662 | N. PANCIATICI | 16:11:23.959 | N. PANCIATICI | 1:39.297 | 1:39.297 |
| 21 | 05:03:19.714 | N. DE BRUIJN | 05:04:56.784 | J. PU | 1:37.070 | 33:42.915 | 2 | 16:49:41.689 | N. PANCIATICI | 16:51:19.296 | H. TUNG | 1:37.607 | 3:16.904 |
| 22 | 05:50:53.375 | J. PU | 05:52:08.463 | J. PU | 1:15.088 | 34:58.003 | 3 | 17:32:02.377 | H. TUNG | 17:33:02.786 | H. TUNG | 1:00.409 | 4:17.313 |
| | | | | | | | 4 | 18:10:02.274 | H. TUNG | 18:11:33.257 | H. TUNG | 1:30.983 | 5:48.296 |





FIA WEC

84^e Edition des 24 Heures du Mans

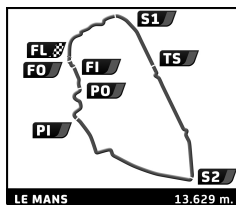
Race

Pit Stop Analysis



| Nr. | In Time | In Driver | Out Time | Out Driver | Pit Time | T. Pit Time | Nr. | In Time | In Driver | Out Time | Out Driver | Pit Time | T. Pit Time | | |
|--|--------------|---------------|--------------|---------------|-------------|-------------|--|--------------|------------------|--------------|------------------|--------------|-------------|-----------|-----------|
| 5 | 18:48:24.277 | H. TUNG | 18:49:23.919 | H. TUNG | 59.642 | 6:47.938 | 37 SMP Racing BR01 - Nissan LMP2 | 1 | 16:05:22.096 | V. PETROV | 16:06:39.583 | V. PETROV | 1:17.487 | 1:17.487 | |
| 6 | 19:28:31.301 | H. TUNG | 19:29:55.083 | D. CHENG | 1:23.782 | 8:11.720 | | 2 | 16:48:19.039 | V. PETROV | 16:49:32.472 | V. PETROV | 1:13.433 | 2:30.920 | |
| 7 | 20:12:03.981 | D. CHENG | 20:13:07.203 | D. CHENG | 1:03.222 | 9:14.942 | | 3 | 17:30:53.839 | V. PETROV | 17:32:20.307 | K. LADYGIN | 1:26.468 | 3:57.388 | |
| 8 | 20:55:54.279 | D. CHENG | 20:56:58.993 | D. CHENG | 1:04.714 | 10:19.656 | | 4 | 18:13:41.257 | K. LADYGIN | 18:14:38.346 | K. LADYGIN | 57.089 | 4:54.477 | |
| 9 | 21:41:18.004 | D. CHENG | 21:42:48.205 | N. PANCIATICI | 1:30.201 | 11:49.857 | | 5 | 19:00:23.697 | K. LADYGIN | 19:01:20.846 | K. LADYGIN | 57.149 | 5:51.626 | |
| 10 | 22:24:55.767 | N. PANCIATICI | 22:25:57.228 | N. PANCIATICI | 1:01.461 | 12:51.318 | | 6 | 19:48:33.515 | K. LADYGIN | 19:50:08.124 | V. SHAITAR | 1:34.609 | 7:26.235 | |
| 11 | 23:06:52.045 | N. PANCIATICI | 23:07:54.631 | N. PANCIATICI | 1:02.586 | 13:53.904 | | 7 | 20:31:50.968 | V. SHAITAR | 20:33:05.370 | V. SHAITAR | 1:14.402 | 8:40.637 | |
| 12 | 23:40:12.088 | N. PANCIATICI | 23:44:43.340 | D. CHENG | 4:31.252 | 18:25.156 | | 8 | 21:14:32.832 | V. SHAITAR | 21:17:00.027 | V. SHAITAR | 2:27.195 | 11:07.832 | |
| 13 | 00:29:38.202 | D. CHENG | 00:30:40.495 | D. CHENG | 1:02.293 | 19:27.449 | | 9 | 22:00:15.119 | V. SHAITAR | 22:01:11.979 | V. SHAITAR | 56.860 | 12:04.692 | |
| 14 | 01:26:11.684 | D. CHENG | 01:27:41.191 | H. TUNG | 1:29.507 | 20:56.956 | | 10 | 22:40:05.028 | V. SHAITAR | 22:41:27.558 | V. PETROV | 1:22.530 | 13:27.222 | |
| 15 | 02:09:12.941 | H. TUNG | 02:10:13.820 | H. TUNG | 1:00.879 | 21:57.835 | | 11 | 23:22:44.830 | V. PETROV | 23:23:42.103 | V. PETROV | 57.273 | 14:24.495 | |
| 16 | 02:50:50.481 | H. TUNG | 02:51:52.881 | H. TUNG | 1:02.400 | 23:00.235 | | 12 | 00:19:39.305 | V. PETROV | 00:20:35.685 | V. PETROV | 56.380 | 15:20.875 | |
| 17 | 03:32:54.660 | H. TUNG | 03:33:55.103 | H. TUNG | 1:00.443 | 24:00.678 | | 13 | 00:59:07.599 | V. PETROV | 01:02:40.069 | K. LADYGIN | 3:32.470 | 18:53.345 | |
| 18 | 04:07:15.872 | H. TUNG | 04:08:47.343 | N. PANCIATICI | 1:31.471 | 25:32.149 | | 14 | 02:02:45.766 | K. LADYGIN | 02:03:46.758 | K. LADYGIN | 1:00.992 | 19:54.337 | |
| 19 | 04:49:58.929 | N. PANCIATICI | 04:51:00.564 | N. PANCIATICI | 1:01.635 | 26:33.784 | | 15 | 02:45:41.391 | K. LADYGIN | 02:47:11.192 | V. SHAITAR | 1:29.801 | 21:24.138 | |
| 20 | 05:31:32.103 | N. PANCIATICI | 05:32:58.444 | N. PANCIATICI | 1:26.341 | 28:00.125 | | 16 | 03:29:12.803 | V. SHAITAR | 03:30:10.875 | V. SHAITAR | 58.072 | 22:22.210 | |
| 21 | 06:13:54.600 | N. PANCIATICI | 06:14:55.789 | N. PANCIATICI | 1:01.189 | 29:01.314 | | 17 | 04:11:01.924 | V. SHAITAR | 04:12:00.338 | V. SHAITAR | 58.414 | 23:20.624 | |
| 22 | 06:55:43.201 | N. PANCIATICI | 06:56:45.752 | N. PANCIATICI | 1:02.551 | 30:03.865 | | 18 | 04:53:53.712 | V. SHAITAR | 04:55:35.521 | V. PETROV | 1:41.809 | 25:02.433 | |
| 36 Signatech Alpine Alpine A460 - Nissan LMP2 | 1 | 16:09:33.320 | N. LAPIERRE | 16:11:23.326 | N. LAPIERRE | 1:50.006 | | 1:50.006 | 19 | 05:36:43.081 | V. PETROV | 05:37:51.017 | V. PETROV | 1:07.936 | 26:10.369 |
| 2 | 16:41:53.466 | N. LAPIERRE | 16:43:10.413 | N. LAPIERRE | 1:16.947 | 3:06.953 | | 20 | 06:19:04.099 | V. PETROV | 06:20:29.251 | K. LADYGIN | 1:25.152 | 27:35.521 | |
| 3 | 17:27:21.391 | N. LAPIERRE | 17:28:25.231 | N. LAPIERRE | 1:03.840 | 4:10.793 | | 21 | 06:58:42.427 | K. LADYGIN | 06:59:37.855 | K. LADYGIN | 55.428 | 28:30.949 | |
| 4 | 18:12:33.380 | N. LAPIERRE | 18:13:54.687 | G. MENEZES | 1:21.307 | 5:32.100 | | 22 | 07:58:17.794 | K. LADYGIN | 07:59:13.457 | K. LADYGIN | 55.663 | 29:26.612 | |
| 5 | 18:58:10.683 | G. MENEZES | 18:59:11.005 | G. MENEZES | 1:00.322 | 6:32.422 | 23 | 08:40:37.008 | K. LADYGIN | 08:41:58.942 | V. SHAITAR | 1:21.934 | 30:48.546 | | |
| 6 | 19:45:47.614 | G. MENEZES | 19:46:50.050 | G. MENEZES | 1:02.436 | 7:34.858 | 24 | 09:22:56.592 | V. SHAITAR | 09:23:53.626 | V. SHAITAR | 57.034 | 31:45.580 | | |
| 7 | 20:28:05.210 | G. MENEZES | 20:29:28.877 | S. RICHELMI | 1:23.667 | 8:58.525 | 25 | 10:06:05.291 | V. SHAITAR | 10:07:32.173 | V. PETROV | 1:26.882 | 33:12.462 | | |
| 8 | 21:10:30.121 | S. RICHELMI | 21:11:32.369 | S. RICHELMI | 1:02.248 | 10:00.773 | 26 | 10:48:25.538 | V. PETROV | 10:49:31.801 | V. PETROV | 1:06.263 | 34:18.725 | | |
| 9 | 21:57:46.271 | S. RICHELMI | 21:58:49.263 | S. RICHELMI | 1:02.992 | 11:03.765 | 27 | 11:31:13.643 | V. PETROV | 11:32:45.509 | V. SHAITAR | 1:31.866 | 35:50.591 | | |
| 10 | 22:41:11.862 | S. RICHELMI | 22:42:42.299 | N. LAPIERRE | 1:30.437 | 12:34.202 | 28 | 12:15:44.824 | V. SHAITAR | 12:16:42.926 | V. SHAITAR | 58.102 | 36:48.693 | | |
| 11 | 23:23:03.503 | N. LAPIERRE | 23:24:04.304 | N. LAPIERRE | 1:00.801 | 13:35.003 | 29 | 12:57:32.620 | V. SHAITAR | 12:59:04.114 | V. PETROV | 1:31.494 | 38:20.187 | | |
| 12 | 23:34:05.265 | N. LAPIERRE | 23:39:12.788 | N. LAPIERRE | 5:07.523 | 18:42.526 | 30 | 13:36:04.369 | V. PETROV | 13:37:03.563 | V. PETROV | 59.194 | 39:19.381 | | |
| 13 | 00:29:17.112 | N. LAPIERRE | 00:30:16.781 | N. LAPIERRE | 59.669 | 19:42.195 | 31 | 14:20:09.964 | V. PETROV | 14:21:10.756 | V. PETROV | 1:00.792 | 40:20.173 | | |
| 14 | 01:04:49.185 | N. LAPIERRE | 01:07:33.892 | G. MENEZES | 2:44.707 | 22:26.902 | 32 | 14:43:36.199 | V. PETROV | 14:44:20.927 | V. PETROV | 44.728 | 41:04.901 | | |
| 15 | 02:00:40.747 | G. MENEZES | 02:01:41.654 | G. MENEZES | 1:00.907 | 23:27.809 | 38 G-Drive Racing Gibson 015S - Nissan LMP2 | 1 | 15:56:47.536 | J. DENNIS | 15:58:06.703 | J. DENNIS | 1:19.167 | 1:19.167 | |
| 16 | 02:42:10.215 | G. MENEZES | 02:43:10.608 | G. MENEZES | 1:00.393 | 24:28.202 | 2 | 16:40:33.556 | J. DENNIS | 16:41:55.350 | J. DENNIS | 1:21.794 | 2:40.961 | | |
| 17 | 03:24:21.090 | G. MENEZES | 03:25:21.895 | G. MENEZES | 1:00.805 | 25:29.007 | 3 | 17:23:03.849 | J. DENNIS | 17:24:04.134 | J. DENNIS | 1:00.285 | 3:41.246 | | |
| 18 | 04:05:51.070 | G. MENEZES | 04:07:16.840 | N. LAPIERRE | 1:25.770 | 26:54.777 | 4 | 18:05:07.753 | J. DENNIS | 18:06:54.868 | G. VAN DER GARDE | 1:47.115 | 5:28.361 | | |
| 19 | 04:48:23.847 | N. LAPIERRE | 04:49:22.761 | N. LAPIERRE | 58.914 | 27:53.691 | 5 | 18:47:49.057 | G. VAN DER GARDE | 18:48:49.565 | G. VAN DER GARDE | 1:00.508 | 6:28.869 | | |
| 20 | 05:29:35.312 | N. LAPIERRE | 05:30:35.703 | N. LAPIERRE | 1:00.391 | 28:54.082 | 6 | 19:31:54.750 | G. VAN DER GARDE | 19:32:53.393 | G. VAN DER GARDE | 58.643 | 7:27.512 | | |
| 21 | 06:11:29.145 | N. LAPIERRE | 06:12:54.410 | S. RICHELMI | 1:25.265 | 30:19.347 | 7 | 20:13:42.984 | G. VAN DER GARDE | 20:14:42.957 | G. VAN DER GARDE | 59.973 | 8:27.485 | | |
| 22 | 06:49:42.032 | S. RICHELMI | 06:50:41.208 | S. RICHELMI | 59.176 | 31:18.523 | 8 | 20:56:21.297 | G. VAN DER GARDE | 20:57:45.188 | S. DOLAN | 1:23.891 | 9:51.376 | | |
| 23 | 07:27:55.431 | S. RICHELMI | 07:31:39.294 | S. RICHELMI | 3:43.863 | 35:02.386 | 9 | 21:41:34.331 | S. DOLAN | 21:42:34.447 | S. DOLAN | 1:00.116 | 10:51.492 | | |
| 24 | 08:24:07.894 | S. RICHELMI | 08:25:08.829 | S. RICHELMI | 1:00.935 | 36:03.321 | 10 | 22:26:14.045 | S. DOLAN | 22:27:18.234 | S. DOLAN | 1:04.189 | 11:55.681 | | |
| 25 | 09:05:39.581 | S. RICHELMI | 09:07:41.548 | G. MENEZES | 2:01.967 | 38:05.288 | 11 | 23:08:58.304 | S. DOLAN | 23:10:21.955 | J. DENNIS | 1:23.651 | 13:19.332 | | |
| 26 | 09:48:25.955 | G. MENEZES | 09:49:25.551 | G. MENEZES | 59.596 | 39:04.884 | 12 | 00:06:18.629 | J. DENNIS | 00:07:18.816 | J. DENNIS | 1:00.187 | 14:19.519 | | |
| 27 | 10:29:36.606 | G. MENEZES | 10:30:36.261 | G. MENEZES | 59.655 | 40:04.539 | 13 | 00:49:10.062 | J. DENNIS | 00:50:10.758 | J. DENNIS | 1:00.696 | 15:20.215 | | |
| 28 | 11:11:11.745 | G. MENEZES | 11:12:39.186 | S. RICHELMI | 1:27.441 | 41:31.980 | 14 | 01:44:57.949 | J. DENNIS | 01:45:57.911 | J. DENNIS | 59.962 | 16:20.177 | | |
| 29 | 11:55:06.061 | S. RICHELMI | 11:56:07.421 | S. RICHELMI | 1:01.360 | 42:33.340 | 15 | 02:27:22.812 | J. DENNIS | 02:28:51.171 | G. VAN DER GARDE | 1:28.359 | 17:48.536 | | |
| 30 | 12:37:45.174 | S. RICHELMI | 12:38:44.875 | S. RICHELMI | 59.701 | 43:33.041 | 16 | 03:10:36.620 | G. VAN DER GARDE | 03:11:35.735 | G. VAN DER GARDE | 59.115 | 18:47.651 | | |
| 31 | 13:15:40.323 | S. RICHELMI | 13:17:04.723 | N. LAPIERRE | 1:24.400 | 44:57.441 | | | | | | | | | |
| 32 | 13:59:04.584 | N. LAPIERRE | 14:00:04.313 | N. LAPIERRE | 59.729 | 45:57.170 | | | | | | | | | |
| 33 | 14:33:26.161 | N. LAPIERRE | 14:34:21.984 | N. LAPIERRE | 55.823 | 46:52.993 | | | | | | | | | |





FIA WEC

84^e Edition des 24 Heures du Mans

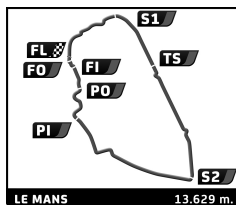
Race

Pit Stop Analysis



| Nr. | In Time | In Driver | Out Time | Out Driver | Pit Time | T. Pit Time | Nr. | In Time | In Driver | Out Time | Out Driver | Pit Time | T. Pit Time |
|-----------|---|------------------|--------------|------------------|-----------|-------------|-----------|--|-------------|--------------|-------------|----------|-------------|
| 17 | 03:52:27.494 | G. VAN DER GARDE | 03:53:27.088 | G. VAN DER GARDE | 59.594 | 19:47.245 | 13 | 00:27:57.569 | M. ROJAS | 00:29:12.152 | M. ROJAS | 1:14.583 | 19:01.353 |
| 18 | 04:34:27.381 | G. VAN DER GARDE | 04:35:26.815 | G. VAN DER GARDE | 59.434 | 20:46.679 | 14 | 01:18:15.670 | M. ROJAS | 01:20:39.731 | M. ROJAS | 2:24.061 | 21:25.414 |
| 19 | 05:17:03.286 | G. VAN DER GARDE | 05:18:26.523 | S. DOLAN | 1:23.237 | 22:09.916 | 15 | 02:09:54.874 | M. ROJAS | 02:11:24.478 | J. CANAL | 1:29.604 | 22:55.018 |
| 20 | 06:00:27.467 | S. DOLAN | 06:01:40.436 | S. DOLAN | 1:12.969 | 23:22.885 | 16 | 02:53:41.330 | J. CANAL | 02:54:42.556 | J. CANAL | 1:01.226 | 23:56.244 |
| 40 | Krohn Racing Ligier JS P2 - Nissan LMP2 | | | | | | 17 | 03:36:50.884 | J. CANAL | 03:37:52.111 | J. CANAL | 1:01.227 | 24:57.471 |
| 1 | 16:14:30.585 | N. JÖNSSON | 16:16:05.675 | N. JÖNSSON | 1:35.090 | 1:35.090 | 18 | 04:19:54.608 | J. CANAL | 04:21:24.827 | N. BERTHON | 1:30.219 | 26:27.690 |
| 2 | 16:57:55.673 | N. JÖNSSON | 16:58:58.457 | N. JÖNSSON | 1:02.784 | 2:37.874 | 19 | 05:03:37.348 | N. BERTHON | 05:04:39.217 | N. BERTHON | 1:01.869 | 27:29.559 |
| 3 | 17:40:17.201 | N. JÖNSSON | 17:42:15.947 | T. KROHN | 1:58.746 | 4:36.620 | 20 | 05:46:15.519 | N. BERTHON | 05:47:17.459 | N. BERTHON | 1:01.940 | 28:31.499 |
| 4 | 18:25:54.040 | T. KROHN | 18:26:56.698 | T. KROHN | 1:02.658 | 5:39.278 | 21 | 06:29:22.679 | N. BERTHON | 06:30:55.246 | M. ROJAS | 1:32.567 | 30:04.066 |
| 5 | 19:13:24.099 | T. KROHN | 19:15:50.401 | T. KROHN | 2:26.302 | 8:05.580 | 22 | 07:14:45.113 | M. ROJAS | 07:15:46.541 | M. ROJAS | 1:01.428 | 31:05.494 |
| 6 | 19:59:16.867 | T. KROHN | 20:00:54.920 | J. BARBOSA | 1:38.053 | 9:43.633 | 23 | 08:11:51.682 | M. ROJAS | 08:12:53.073 | M. ROJAS | 1:01.391 | 32:06.885 |
| 7 | 20:43:27.884 | J. BARBOSA | 20:44:28.797 | J. BARBOSA | 1:00.913 | 10:44.546 | 24 | 08:54:34.928 | M. ROJAS | 08:56:14.132 | J. CANAL | 1:39.204 | 33:46.089 |
| 8 | 21:26:49.753 | J. BARBOSA | 21:27:53.578 | J. BARBOSA | 1:03.825 | 11:48.371 | 25 | 09:38:18.088 | J. CANAL | 09:39:39.569 | J. CANAL | 1:21.481 | 35:07.570 |
| 9 | 22:11:36.257 | J. BARBOSA | 22:13:51.144 | T. KROHN | 2:14.887 | 14:03.258 | 26 | 09:47:08.183 | J. CANAL | 09:48:29.660 | J. CANAL | 1:21.477 | 36:29.047 |
| 10 | 22:58:42.287 | T. KROHN | 22:59:49.189 | T. KROHN | 1:06.902 | 15:10.160 | 27 | 10:11:04.349 | J. CANAL | 10:11:57.365 | J. CANAL | 53.016 | 37:22.063 |
| 11 | 23:53:38.613 | T. KROHN | 23:54:43.489 | T. KROHN | 1:04.876 | 16:15.036 | 28 | 10:53:13.242 | J. CANAL | 10:54:40.847 | N. BERTHON | 1:27.605 | 38:49.668 |
| 12 | 00:09:33.555 | T. KROHN | 00:12:06.041 | N. JÖNSSON | 2:32.486 | 18:47.522 | 29 | 11:37:35.098 | N. BERTHON | 11:38:37.090 | N. BERTHON | 1:01.992 | 39:51.660 |
| 13 | 00:54:33.591 | N. JÖNSSON | 00:55:51.174 | N. JÖNSSON | 1:17.583 | 20:05.105 | 30 | 12:21:07.148 | N. BERTHON | 12:22:40.454 | M. ROJAS | 1:33.306 | 41:24.966 |
| 14 | 01:53:41.122 | N. JÖNSSON | 01:54:45.630 | N. JÖNSSON | 1:04.508 | 21:09.613 | 31 | 13:04:25.476 | M. ROJAS | 13:05:34.604 | M. ROJAS | 1:09.128 | 42:34.094 |
| 15 | 02:32:25.630 | N. JÖNSSON | 02:34:09.215 | J. BARBOSA | 1:43.585 | 22:53.198 | 32 | 13:40:36.812 | M. ROJAS | 13:42:05.017 | J. CANAL | 1:28.205 | 44:02.299 |
| 16 | 02:49:26.016 | J. BARBOSA | 02:49:58.138 | J. BARBOSA | 32.122 | 23:25.320 | 33 | 14:24:48.897 | J. CANAL | 14:25:53.516 | J. CANAL | 1:04.619 | 45:06.918 |
| 17 | 03:16:47.699 | J. BARBOSA | 03:17:51.784 | J. BARBOSA | 1:04.085 | 24:29.405 | 42 | Strakka Racing Gibson 015S - Nissan LMP2 | | | | | |
| 18 | 03:59:24.104 | J. BARBOSA | 04:00:30.097 | J. BARBOSA | 1:05.993 | 25:35.398 | 1 | 15:56:43.490 | J. KANE | 15:57:58.922 | J. KANE | 1:15.432 | 1:15.432 |
| 19 | 04:42:57.183 | J. BARBOSA | 04:45:22.197 | N. JÖNSSON | 2:25.014 | 28:00.412 | 2 | 16:40:30.412 | J. KANE | 16:41:58.808 | J. KANE | 1:28.396 | 2:43.828 |
| 20 | 05:23:07.743 | N. JÖNSSON | 05:24:09.658 | N. JÖNSSON | 1:01.915 | 29:02.327 | 3 | 17:22:54.374 | J. KANE | 17:23:56.708 | J. KANE | 1:02.334 | 3:46.162 |
| 21 | 06:06:27.573 | N. JÖNSSON | 06:07:30.281 | N. JÖNSSON | 1:02.708 | 30:05.035 | 4 | 18:05:06.560 | J. KANE | 18:06:29.060 | D. WATTS | 1:22.500 | 5:08.662 |
| 22 | 06:48:39.098 | N. JÖNSSON | 06:50:12.519 | J. BARBOSA | 1:33.421 | 31:38.456 | 5 | 18:47:35.524 | D. WATTS | 18:48:34.609 | D. WATTS | 59.085 | 6:07.747 |
| 23 | 07:42:46.624 | J. BARBOSA | 07:46:26.323 | J. BARBOSA | 3:39.699 | 35:18.155 | 6 | 19:31:54.256 | D. WATTS | 19:32:52.330 | D. WATTS | 58.074 | 7:05.821 |
| 24 | 08:28:22.781 | J. BARBOSA | 08:29:24.190 | J. BARBOSA | 1:01.409 | 36:19.564 | 7 | 20:13:48.799 | D. WATTS | 20:14:48.472 | D. WATTS | 59.673 | 8:05.494 |
| 25 | 09:10:32.371 | J. BARBOSA | 09:12:08.721 | T. KROHN | 1:36.350 | 37:55.914 | 8 | 20:56:37.774 | D. WATTS | 20:58:05.192 | N. LEVENTIS | 1:27.418 | 9:32.912 |
| 26 | 09:49:18.252 | T. KROHN | 10:02:17.844 | T. KROHN | 12:59.592 | 50:55.506 | 9 | 21:42:10.647 | N. LEVENTIS | 21:43:10.211 | N. LEVENTIS | 59.564 | 10:32.476 |
| 27 | 10:45:06.884 | T. KROHN | 10:46:13.008 | T. KROHN | 1:06.124 | 52:01.630 | 10 | 22:26:55.807 | N. LEVENTIS | 22:28:15.766 | N. LEVENTIS | 1:19.959 | 11:52.435 |
| 28 | 11:30:25.524 | T. KROHN | 11:31:57.878 | N. JÖNSSON | 1:32.354 | 53:33.984 | 11 | 23:10:40.787 | N. LEVENTIS | 23:12:10.709 | J. KANE | 1:29.922 | 13:22.357 |
| 29 | 12:15:29.309 | N. JÖNSSON | 12:16:30.880 | N. JÖNSSON | 1:01.571 | 54:35.555 | 12 | 00:08:26.449 | J. KANE | 00:09:26.298 | J. KANE | 59.849 | 14:22.206 |
| 30 | 12:57:29.783 | N. JÖNSSON | 12:58:32.135 | N. JÖNSSON | 1:02.352 | 55:37.907 | 13 | 00:24:26.669 | J. KANE | 00:25:35.944 | J. KANE | 1:09.275 | 15:31.481 |
| 31 | 13:40:30.069 | N. JÖNSSON | 13:42:11.076 | J. BARBOSA | 1:41.007 | 57:18.914 | 14 | 01:27:25.646 | J. KANE | 01:28:25.433 | J. KANE | 59.787 | 16:31.268 |
| 32 | 14:24:32.711 | J. BARBOSA | 14:26:25.853 | T. KROHN | 1:53.142 | 59:12.056 | 15 | 02:10:19.093 | J. KANE | 02:11:19.163 | J. KANE | 1:00.070 | 17:31.338 |
| 41 | Greaves Motorsport Ligier JS P2 - Nissan LMP2 | | | | | | 16 | 02:52:24.945 | J. KANE | 02:54:01.515 | D. WATTS | 1:36.570 | 19:07.908 |
| 1 | 16:09:45.581 | N. BERTHON | 16:11:14.006 | N. BERTHON | 1:28.425 | 1:28.425 | 17 | 03:35:20.052 | D. WATTS | 03:36:19.189 | D. WATTS | 59.137 | 20:07.045 |
| 2 | 16:54:00.532 | N. BERTHON | 16:55:25.595 | M. ROJAS | 1:25.063 | 2:53.488 | 18 | 04:17:30.152 | D. WATTS | 04:18:56.404 | D. WATTS | 1:26.252 | 21:33.297 |
| 3 | 17:38:06.404 | M. ROJAS | 17:39:08.657 | M. ROJAS | 1:02.253 | 3:55.741 | 19 | 05:01:10.823 | D. WATTS | 05:02:12.202 | D. WATTS | 1:01.379 | 22:34.676 |
| 4 | 18:25:13.169 | M. ROJAS | 18:26:16.905 | M. ROJAS | 1:03.736 | 4:59.477 | 20 | 05:43:14.929 | D. WATTS | 05:44:45.530 | N. LEVENTIS | 1:30.606 | 24:05.282 |
| 5 | 19:05:36.658 | M. ROJAS | 19:07:02.470 | J. CANAL | 1:25.812 | 6:25.289 | 21 | 06:27:29.739 | N. LEVENTIS | 06:28:30.505 | N. LEVENTIS | 1:00.766 | 25:06.048 |
| 6 | 19:50:00.354 | J. CANAL | 19:51:00.870 | J. CANAL | 1:00.516 | 7:25.805 | 22 | 07:12:53.484 | N. LEVENTIS | 07:14:22.717 | J. KANE | 1:29.233 | 26:35.281 |
| 7 | 20:33:15.675 | J. CANAL | 20:34:17.399 | J. CANAL | 1:01.724 | 8:27.529 | 23 | 08:10:32.350 | J. KANE | 08:11:31.293 | J. KANE | 58.943 | 27:34.224 |
| 8 | 21:12:55.475 | J. CANAL | 21:14:46.262 | N. BERTHON | 1:50.787 | 10:18.316 | 24 | 08:41:06.749 | J. KANE | 08:42:26.230 | J. KANE | 1:19.481 | 28:53.705 |
| 9 | 21:58:02.201 | N. BERTHON | 21:59:03.353 | N. BERTHON | 1:01.152 | 11:19.468 | 25 | 09:22:51.465 | J. KANE | 09:23:51.161 | J. KANE | 59.696 | 29:53.401 |
| 10 | 22:26:42.658 | N. BERTHON | 22:28:06.481 | N. BERTHON | 1:23.823 | 12:43.291 | 26 | 10:05:37.056 | J. KANE | 10:07:16.115 | N. LEVENTIS | 1:39.059 | 31:32.460 |
| 11 | 23:09:36.641 | N. BERTHON | 23:10:38.378 | N. BERTHON | 1:01.737 | 13:45.028 | 27 | 10:49:22.176 | N. LEVENTIS | 10:50:38.035 | N. LEVENTIS | 1:15.859 | 32:48.319 |
| 12 | 23:30:22.068 | N. BERTHON | 23:34:23.810 | M. ROJAS | 4:01.742 | 17:46.770 | 28 | 11:34:27.260 | N. LEVENTIS | 11:35:53.235 | N. LEVENTIS | 1:25.975 | 34:14.294 |
| | | | | | | | 29 | 12:19:56.334 | N. LEVENTIS | 12:20:55.110 | N. LEVENTIS | 58.776 | 35:13.070 |
| | | | | | | | 30 | 12:36:26.148 | N. LEVENTIS | 12:37:50.205 | D. WATTS | 1:24.057 | 36:37.127 |





FIA WEC

84^e Edition des 24 Heures du Mans

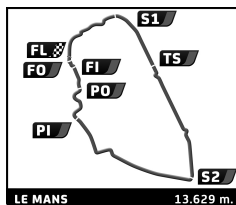
Race

Pit Stop Analysis



| Nr. | In Time | In Driver | Out Time | Out Driver | Pit Time | T. Pit Time | Nr. | In Time | In Driver | Out Time | Out Driver | Pit Time | T. Pit Time |
|-----------|--|----------------|--------------|----------------|-----------|-------------|-----------|--|-------------|--------------|-------------|-----------|-------------|
| 31 | 13:18:55.034 | D. WATTS | 13:19:53.935 | D. WATTS | 58.901 | 37:36.028 | 14 | 02:19:29.111 | R. MERHI | 02:20:31.515 | R. MERHI | 1:02.404 | 1:23:35.896 |
| 32 | 14:02:52.542 | D. WATTS | 14:04:14.424 | D. WATTS | 1:21.882 | 38:57.910 | 15 | 03:01:15.946 | R. MERHI | 03:02:18.567 | R. MERHI | 1:02.621 | 1:24:38.517 |
| 33 | 14:45:42.476 | D. WATTS | 14:46:36.545 | D. WATTS | 54.069 | 39:51.979 | 16 | 03:42:51.902 | R. MERHI | 03:44:23.424 | M. RAO | 1:31.522 | 1:26:10.039 |
| 43 | RGR Sport by Morand Ligier JS P2 - Nissan LMP2 | | | | | | 17 | 04:25:23.860 | M. RAO | 04:26:28.935 | M. RAO | 1:05.075 | 1:27:15.114 |
| 1 | 16:01:05.214 | F. ALBUQUERQUE | 16:02:18.397 | F. ALBUQUERQUE | 1:13.183 | 1:13.183 | 18 | 05:08:29.284 | M. RAO | 05:09:32.296 | M. RAO | 1:03.012 | 1:28:18.126 |
| 2 | 16:48:30.985 | F. ALBUQUERQUE | 16:49:51.510 | F. ALBUQUERQUE | 1:20.525 | 2:33.708 | 19 | 05:50:26.722 | M. RAO | 05:52:51.199 | T. GRAVES | 2:24.472 | 1:30:42.598 |
| 3 | 17:34:46.023 | F. ALBUQUERQUE | 17:35:49.854 | F. ALBUQUERQUE | 1:03.831 | 3:37.539 | 20 | 06:35:03.615 | T. GRAVES | 06:36:08.099 | T. GRAVES | 1:04.484 | 1:31:47.082 |
| 4 | 17:51:13.417 | F. ALBUQUERQUE | 18:11:25.717 | R. GONZALEZ | 20:12.300 | 23:49.839 | 21 | 07:21:09.456 | T. GRAVES | 07:22:15.187 | T. GRAVES | 1:05.731 | 1:32:52.813 |
| 5 | 18:15:16.498 | R. GONZALEZ | 18:26:29.403 | R. GONZALEZ | 11:12.905 | 35:02.744 | 22 | 08:18:21.113 | T. GRAVES | 08:20:06.121 | T. GRAVES | 1:45.008 | 1:34:37.821 |
| 6 | 19:08:35.684 | R. GONZALEZ | 19:09:36.298 | R. GONZALEZ | 1:00.614 | 36:03.358 | 23 | 09:01:40.578 | T. GRAVES | 09:03:38.274 | R. MERHI | 1:57.696 | 1:36:35.517 |
| 7 | 19:55:28.642 | R. GONZALEZ | 19:56:29.846 | R. GONZALEZ | 1:01.204 | 37:04.562 | 24 | 09:44:26.628 | R. MERHI | 09:45:29.536 | R. MERHI | 1:02.908 | 1:37:38.425 |
| 8 | 20:38:07.260 | R. GONZALEZ | 20:39:29.869 | B. SENNA | 1:22.609 | 38:27.171 | 25 | 09:52:53.442 | R. MERHI | 09:53:25.156 | R. MERHI | 31.714 | 1:38:10.139 |
| 9 | 21:24:47.861 | B. SENNA | 21:25:49.725 | B. SENNA | 1:01.864 | 39:29.035 | 26 | 10:15:21.578 | R. MERHI | 10:17:28.108 | R. MERHI | 2:06.530 | 1:40:16.669 |
| 10 | 22:12:22.881 | B. SENNA | 22:13:24.435 | B. SENNA | 1:01.554 | 40:30.589 | 27 | 10:57:41.140 | R. MERHI | 10:59:11.623 | M. RAO | 1:30.483 | 1:41:47.152 |
| 11 | 22:59:24.400 | B. SENNA | 23:00:26.232 | B. SENNA | 1:01.832 | 41:32.421 | 46 | Thiriet By Tds Racing Oreca 05 - Nissan LMP2 | | | | | |
| 12 | 23:31:57.292 | B. SENNA | 23:36:16.694 | R. GONZALEZ | 4:19.402 | 45:51.823 | 1 | 15:56:46.770 | M. BECHE | 15:57:54.867 | M. BECHE | 1:08.097 | 1:08.097 |
| 13 | 00:28:49.789 | R. GONZALEZ | 00:29:52.042 | R. GONZALEZ | 1:02.253 | 46:54.076 | 2 | 16:40:28.915 | M. BECHE | 16:41:45.942 | M. BECHE | 1:17.027 | 2:25.124 |
| 14 | 01:32:32.970 | R. GONZALEZ | 01:33:35.027 | R. GONZALEZ | 1:02.057 | 47:56.133 | 3 | 17:22:42.011 | M. BECHE | 17:23:42.403 | M. BECHE | 1:00.392 | 3:25.516 |
| 15 | 02:08:49.485 | R. GONZALEZ | 02:10:08.122 | F. ALBUQUERQUE | 1:18.637 | 49:14.770 | 4 | 18:04:33.383 | M. BECHE | 18:05:32.272 | M. BECHE | 58.889 | 4:24.405 |
| 16 | 02:55:40.421 | F. ALBUQUERQUE | 02:56:42.158 | F. ALBUQUERQUE | 1:01.737 | 50:16.507 | 5 | 18:46:25.460 | M. BECHE | 18:47:46.278 | R. HIRAKAWA | 1:20.818 | 5:45.223 |
| 17 | 03:37:36.247 | F. ALBUQUERQUE | 03:38:36.153 | F. ALBUQUERQUE | 59.906 | 51:16.413 | 6 | 19:30:50.667 | R. HIRAKAWA | 19:31:50.256 | R. HIRAKAWA | 59.589 | 6:44.812 |
| 18 | 04:23:10.950 | F. ALBUQUERQUE | 04:24:13.658 | F. ALBUQUERQUE | 1:02.708 | 52:19.121 | 7 | 20:12:19.085 | R. HIRAKAWA | 20:13:18.137 | R. HIRAKAWA | 59.052 | 7:43.864 |
| 19 | 05:05:59.856 | F. ALBUQUERQUE | 05:07:30.735 | B. SENNA | 1:30.879 | 53:50.000 | 8 | 20:54:23.722 | R. HIRAKAWA | 20:55:23.211 | R. HIRAKAWA | 59.489 | 8:43.353 |
| 20 | 05:52:02.809 | B. SENNA | 05:53:04.641 | B. SENNA | 1:01.832 | 54:51.832 | 9 | 21:37:31.354 | R. HIRAKAWA | 21:38:55.400 | P. THIRIET | 1:24.046 | 10:07.399 |
| 21 | 06:26:24.808 | B. SENNA | 06:35:26.457 | B. SENNA | 9:01.649 | 1:03:53.481 | 10 | 22:20:28.768 | P. THIRIET | 22:21:33.026 | P. THIRIET | 1:04.258 | 11:11.657 |
| 22 | 07:23:04.480 | B. SENNA | 07:24:06.923 | B. SENNA | 1:02.443 | 1:04:55.924 | 11 | 23:07:19.115 | P. THIRIET | 23:08:19.058 | P. THIRIET | 59.943 | 12:11.600 |
| 23 | 08:18:43.512 | B. SENNA | 08:19:44.818 | B. SENNA | 1:01.306 | 1:05:57.230 | 12 | 00:08:21.293 | P. THIRIET | 00:09:42.348 | M. BECHE | 1:21.055 | 13:32.655 |
| 24 | 09:00:21.241 | B. SENNA | 09:01:42.405 | F. ALBUQUERQUE | 1:21.164 | 1:07:18.394 | 13 | 00:28:43.087 | M. BECHE | 00:32:41.924 | M. BECHE | 3:58.837 | 17:31.492 |
| 25 | 09:47:17.192 | F. ALBUQUERQUE | 09:48:19.238 | F. ALBUQUERQUE | 1:02.046 | 1:08:20.440 | 14 | 01:33:39.224 | M. BECHE | 01:34:39.993 | M. BECHE | 1:00.769 | 18:32.261 |
| 26 | 10:29:00.276 | F. ALBUQUERQUE | 10:30:02.203 | F. ALBUQUERQUE | 1:01.927 | 1:09:22.367 | 15 | 02:16:16.906 | M. BECHE | 02:17:16.639 | M. BECHE | 59.733 | 19:31.994 |
| 27 | 11:14:49.403 | F. ALBUQUERQUE | 11:15:51.056 | F. ALBUQUERQUE | 1:01.653 | 1:10:24.020 | 16 | 02:58:35.359 | M. BECHE | 03:00:02.240 | R. HIRAKAWA | 1:26.881 | 20:58.875 |
| 28 | 12:02:15.958 | F. ALBUQUERQUE | 12:03:45.272 | R. GONZALEZ | 1:29.314 | 1:11:53.334 | 17 | 03:40:41.282 | R. HIRAKAWA | 03:41:41.059 | R. HIRAKAWA | 59.777 | 21:58.652 |
| 29 | 12:45:31.271 | R. GONZALEZ | 12:46:38.595 | R. GONZALEZ | 1:07.324 | 1:13:00.658 | 18 | 04:22:02.275 | R. HIRAKAWA | 04:23:01.922 | R. HIRAKAWA | 59.647 | 22:58.299 |
| 30 | 13:27:40.991 | R. GONZALEZ | 13:29:06.070 | B. SENNA | 1:25.079 | 1:14:25.737 | 19 | 05:04:43.322 | R. HIRAKAWA | 05:05:43.769 | R. HIRAKAWA | 1:00.447 | 23:58.746 |
| 31 | 14:15:50.411 | B. SENNA | 14:16:53.285 | B. SENNA | 1:02.874 | 1:15:28.611 | 20 | 05:46:20.017 | R. HIRAKAWA | 05:47:38.296 | P. THIRIET | 1:18.279 | 25:17.025 |
| 32 | 14:42:49.452 | B. SENNA | 14:43:43.738 | B. SENNA | 54.286 | 1:16:22.897 | 21 | 06:28:29.249 | P. THIRIET | 06:29:28.687 | P. THIRIET | 59.438 | 26:16.463 |
| 44 | Manor Oreca 05 - Nissan LMP2 | | | | | | 47 | KCMG Oreca 05 - Nissan LMP2 | | | | | |
| 1 | 15:56:44.211 | R. MERHI | 15:58:00.476 | R. MERHI | 1:16.265 | 1:16.265 | 1 | 15:52:22.287 | R. BRADLEY | 15:53:42.829 | R. BRADLEY | 1:20.542 | 1:20.542 |
| 2 | 16:40:06.520 | R. MERHI | 16:41:33.788 | R. MERHI | 1:27.268 | 2:43.533 | 2 | 16:40:42.174 | R. BRADLEY | 16:42:12.570 | R. BRADLEY | 1:30.396 | 2:50.938 |
| 3 | 17:22:07.957 | R. MERHI | 17:23:17.371 | R. MERHI | 1:09.414 | 3:52.947 | 3 | 17:26:36.547 | R. BRADLEY | 17:27:39.284 | R. BRADLEY | 1:02.737 | 3:53.675 |
| 4 | 18:03:49.806 | R. MERHI | 18:05:00.538 | R. MERHI | 1:10.732 | 5:03.679 | 4 | 18:11:58.602 | R. BRADLEY | 18:12:59.971 | R. BRADLEY | 1:01.369 | 4:55.044 |
| 5 | 18:45:25.521 | R. MERHI | 18:47:00.383 | M. RAO | 1:34.862 | 6:38.541 | 5 | 18:57:46.988 | R. BRADLEY | 18:59:15.525 | M. HOWSON | 1:28.537 | 6:23.581 |
| 6 | 19:30:39.788 | M. RAO | 19:31:42.608 | M. RAO | 1:02.820 | 7:41.361 | 6 | 19:42:27.518 | M. HOWSON | 19:43:28.612 | M. HOWSON | 1:01.094 | 7:24.675 |
| 7 | 20:13:36.126 | M. RAO | 20:14:43.814 | M. RAO | 1:07.688 | 8:49.049 | 7 | 20:28:38.860 | M. HOWSON | 20:29:40.675 | M. HOWSON | 1:01.815 | 8:26.490 |
| 8 | 20:56:20.811 | M. RAO | 20:57:24.818 | M. RAO | 1:04.007 | 9:53.056 | 8 | 21:15:23.641 | M. HOWSON | 21:16:53.955 | T. MATSUDA | 1:30.314 | 9:56.804 |
| 9 | 21:29:06.463 | M. RAO | 22:10:36.368 | T. GRAVES | 41:29.905 | 51:22.961 | 9 | 21:59:55.199 | T. MATSUDA | 22:00:56.678 | T. MATSUDA | 1:01.479 | 10:58.283 |
| 10 | 22:54:05.833 | T. GRAVES | 22:55:15.366 | T. GRAVES | 1:09.533 | 52:32.494 | 10 | 23:35:20.378 | T. MATSUDA | 23:47:57.739 | R. BRADLEY | 12:37.361 | 23:35.644 |
| 11 | 23:30:21.177 | T. GRAVES | 23:58:17.873 | R. MERHI | 27:56.696 | 1:20:29.190 | 11 | 00:27:01.461 | R. BRADLEY | 00:28:31.619 | R. BRADLEY | 1:30.158 | 25:05.802 |
| 12 | 00:35:32.786 | R. MERHI | 00:36:34.297 | R. MERHI | 1:01.511 | 1:21:30.701 | | | | | | | |
| 13 | 01:37:08.141 | R. MERHI | 01:38:10.932 | R. MERHI | 1:02.791 | 1:22:33.492 | | | | | | | |





FIA WEC

84^e Edition des 24 Heures du Mans

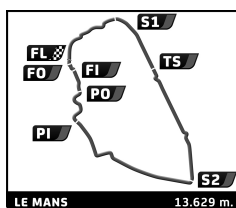
Race

Pit Stop Analysis



| Nr. | In Time | In Driver | Out Time | Out Driver | Pit Time | T. Pit Time | Nr. | In Time | In Driver | Out Time | Out Driver | Pit Time | T. Pit Time |
|-----------|---|----------------|--------------|----------------|-----------|-------------|-----|--------------|-------------|--------------|-------------|----------|-------------|
| 48 | Murphy Prototypes Oreca 03R - Nissan LMP2 | | | | | | 17 | 03:42:50.430 | L. VANTHOOR | 03:44:03.305 | L. VANTHOOR | 1:12.875 | 28:52.299 |
| 1 | 15:56:51.221 | J. BLEEKEMOLEN | 15:58:17.762 | J. BLEEKEMOLEN | 1:26.541 | 1:26.541 | 18 | 04:24:24.468 | L. VANTHOOR | 04:26:04.868 | L. VANTHOOR | 1:40.400 | 30:32.699 |
| 2 | 16:41:59.456 | J. BLEEKEMOLEN | 16:43:27.183 | J. BLEEKEMOLEN | 1:27.727 | 2:54.268 | 19 | 05:07:37.730 | L. VANTHOOR | 05:08:52.151 | J. PEW | 1:14.421 | 31:47.120 |
| 3 | 17:25:02.358 | J. BLEEKEMOLEN | 17:26:06.030 | J. BLEEKEMOLEN | 1:03.672 | 3:57.940 | 20 | 05:56:11.125 | J. PEW | 05:57:20.571 | J. PEW | 1:09.446 | 32:56.566 |
| 4 | 17:54:28.879 | J. BLEEKEMOLEN | 18:13:59.263 | M. GOOSSSENS | 19:30.384 | 23:28.324 | 21 | 06:44:07.416 | J. PEW | 06:45:45.393 | O. NEGRI JR | 1:37.977 | 34:34.543 |
| 5 | 18:51:55.309 | M. GOOSSSENS | 19:01:05.796 | M. GOOSSSENS | 9:10.487 | 32:38.811 | 22 | 07:49:03.157 | O. NEGRI JR | 07:50:12.749 | O. NEGRI JR | 1:09.592 | 35:44.135 |
| 6 | 19:44:27.189 | M. GOOSSSENS | 19:46:20.982 | B. KEATING | 1:53.793 | 34:32.604 | 23 | 08:31:40.175 | O. NEGRI JR | 08:33:04.910 | J. PEW | 1:24.735 | 37:08.870 |
| 7 | 20:09:39.576 | B. KEATING | 20:10:42.539 | B. KEATING | 1:02.963 | 35:35.567 | 24 | 09:19:11.552 | J. PEW | 09:20:19.089 | J. PEW | 1:07.537 | 38:16.407 |
| 8 | 20:54:06.656 | B. KEATING | 20:55:35.157 | B. KEATING | 1:28.501 | 37:04.068 | 25 | 09:49:53.127 | J. PEW | 09:53:29.750 | L. VANTHOOR | 3:36.623 | 41:53.030 |
| 9 | 21:39:16.098 | B. KEATING | 21:40:46.644 | B. KEATING | 1:30.546 | 38:34.614 | 26 | 10:33:58.199 | L. VANTHOOR | 10:35:02.297 | L. VANTHOOR | 1:04.098 | 42:57.128 |
| 10 | 22:23:15.168 | B. KEATING | 22:24:23.041 | B. KEATING | 1:07.873 | 39:42.487 | 27 | 11:08:33.844 | L. VANTHOOR | 11:09:06.495 | L. VANTHOOR | 32.651 | 43:29.779 |
| 11 | 23:08:26.796 | B. KEATING | 23:09:59.885 | J. BLEEKEMOLEN | 1:33.089 | 41:15.576 | 28 | 11:16:24.281 | L. VANTHOOR | 11:17:55.980 | O. NEGRI JR | 1:31.699 | 45:01.478 |
| 12 | 23:55:12.367 | J. BLEEKEMOLEN | 23:56:41.464 | J. BLEEKEMOLEN | 1:29.097 | 42:44.673 | 29 | 12:05:14.782 | O. NEGRI JR | 12:06:19.906 | O. NEGRI JR | 1:05.124 | 46:06.602 |
| 13 | 00:38:57.659 | J. BLEEKEMOLEN | 00:40:14.731 | J. BLEEKEMOLEN | 1:17.072 | 44:01.745 | 30 | 12:51:48.584 | O. NEGRI JR | 12:52:52.168 | O. NEGRI JR | 1:03.584 | 47:10.186 |
| 14 | 01:33:59.463 | J. BLEEKEMOLEN | 01:35:01.096 | J. BLEEKEMOLEN | 1:01.633 | 45:03.378 | 31 | 13:38:43.270 | O. NEGRI JR | 13:40:18.394 | L. VANTHOOR | 1:35.124 | 48:45.310 |
| 15 | 02:17:58.419 | J. BLEEKEMOLEN | 02:19:36.177 | M. GOOSSSENS | 1:37.758 | 46:41.136 | 32 | 14:26:05.603 | L. VANTHOOR | 14:27:09.328 | L. VANTHOOR | 1:03.725 | 49:49.035 |
| 16 | 03:01:54.216 | M. GOOSSSENS | 03:02:59.892 | M. GOOSSSENS | 1:05.676 | 47:46.812 | | | | | | | |
| 17 | 03:44:35.062 | M. GOOSSSENS | 03:45:40.726 | M. GOOSSSENS | 1:05.664 | 48:52.476 | | | | | | | |
| 18 | 04:27:07.072 | M. GOOSSSENS | 04:28:17.328 | M. GOOSSSENS | 1:10.256 | 50:02.732 | | | | | | | |
| 19 | 05:10:13.120 | M. GOOSSSENS | 05:11:45.818 | B. KEATING | 1:32.698 | 51:35.430 | | | | | | | |
| 20 | 05:54:37.702 | B. KEATING | 05:55:41.623 | B. KEATING | 1:03.921 | 52:39.351 | | | | | | | |
| 21 | 06:38:35.959 | B. KEATING | 06:40:22.001 | B. KEATING | 1:46.042 | 54:25.393 | | | | | | | |
| 22 | 07:12:55.315 | B. KEATING | 07:13:53.564 | B. KEATING | 58.249 | 55:23.642 | | | | | | | |
| 23 | 08:11:05.332 | B. KEATING | 08:12:39.527 | J. BLEEKEMOLEN | 1:34.195 | 56:57.837 | | | | | | | |
| 24 | 08:53:55.688 | J. BLEEKEMOLEN | 08:55:01.848 | J. BLEEKEMOLEN | 1:06.160 | 58:03.997 | | | | | | | |
| 25 | 09:29:04.720 | J. BLEEKEMOLEN | 09:30:45.054 | J. BLEEKEMOLEN | 1:40.334 | 59:44.331 | | | | | | | |
| 26 | 10:12:41.944 | J. BLEEKEMOLEN | 10:13:46.924 | J. BLEEKEMOLEN | 1:04.980 | 1:00:49.311 | | | | | | | |
| 27 | 10:28:59.650 | J. BLEEKEMOLEN | 10:35:51.954 | M. GOOSSSENS | 6:52.304 | 1:07:41.615 | | | | | | | |
| 28 | 11:17:16.272 | M. GOOSSSENS | 11:18:20.630 | M. GOOSSSENS | 1:04.358 | 1:08:45.973 | | | | | | | |
| 29 | 11:22:02.000 | M. GOOSSSENS | 12:19:43.793 | M. GOOSSSENS | 57:41.793 | 2:06:27.766 | | | | | | | |
| 30 | 13:00:40.093 | M. GOOSSSENS | 13:01:45.906 | M. GOOSSSENS | 1:05.813 | 2:07:33.579 | | | | | | | |
| 31 | 13:39:45.442 | M. GOOSSSENS | 13:41:15.054 | B. KEATING | 1:29.612 | 2:09:03.191 | | | | | | | |
| 32 | 14:28:53.908 | B. KEATING | 14:29:57.642 | B. KEATING | 1:03.734 | 2:10:06.925 | | | | | | | |
| 49 | Michael Shank Racing Ligier JS P2 - Honda LMP2 | | | | | | | | | | | | |
| 1 | 15:38:59.444 | L. VANTHOOR | 15:40:31.273 | L. VANTHOOR | 1:31.829 | 1:31.829 | | | | | | | |
| 2 | 16:13:25.964 | L. VANTHOOR | 16:14:53.002 | L. VANTHOOR | 1:27.038 | 2:58.867 | | | | | | | |
| 3 | 16:18:37.959 | L. VANTHOOR | 16:24:19.113 | L. VANTHOOR | 5:41.154 | 8:40.021 | | | | | | | |
| 4 | 17:02:13.649 | L. VANTHOOR | 17:04:16.438 | J. PEW | 2:02.789 | 10:42.810 | | | | | | | |
| 5 | 17:51:10.635 | J. PEW | 17:52:17.947 | J. PEW | 1:07.312 | 11:50.122 | | | | | | | |
| 6 | 18:40:05.603 | J. PEW | 18:42:14.566 | O. NEGRI JR | 2:08.963 | 13:59.085 | | | | | | | |
| 7 | 19:30:04.994 | O. NEGRI JR | 19:31:09.619 | O. NEGRI JR | 1:04.625 | 15:03.710 | | | | | | | |
| 8 | 20:16:20.963 | O. NEGRI JR | 20:17:46.788 | J. PEW | 1:25.825 | 16:29.535 | | | | | | | |
| 9 | 21:05:36.101 | J. PEW | 21:06:45.529 | J. PEW | 1:09.428 | 17:38.963 | | | | | | | |
| 10 | 22:00:43.922 | J. PEW | 22:02:31.311 | L. VANTHOOR | 1:47.389 | 19:26.352 | | | | | | | |
| 11 | 22:44:48.540 | L. VANTHOOR | 22:45:53.585 | L. VANTHOOR | 1:05.045 | 20:31.397 | | | | | | | |
| 12 | 23:27:03.255 | L. VANTHOOR | 23:28:43.657 | L. VANTHOOR | 1:40.402 | 21:11.799 | | | | | | | |
| 13 | 00:24:37.435 | L. VANTHOOR | 00:25:58.903 | O. NEGRI JR | 1:21.468 | 23:33.267 | | | | | | | |
| 14 | 01:25:53.944 | O. NEGRI JR | 01:27:28.258 | O. NEGRI JR | 1:34.314 | 25:07.581 | | | | | | | |
| 15 | 02:13:57.451 | O. NEGRI JR | 02:15:05.561 | O. NEGRI JR | 1:08.110 | 26:15.691 | | | | | | | |
| 16 | 03:00:51.592 | O. NEGRI JR | 03:02:15.325 | L. VANTHOOR | 1:23.733 | 27:39.424 | | | | | | | |
| 50 | Larbre Competition Chevrolet Corvette C7-Z06 LMGTE Am | | | | | | | | | | | | |
| 1 | 15:39:40.423 | P. RAGUES | 15:43:45.124 | P. RAGUES | 4:04.701 | 4:04.701 | | | | | | | |
| 2 | 16:12:39.531 | P. RAGUES | 16:13:48.381 | P. RAGUES | 1:08.850 | 5:13.551 | | | | | | | |
| 3 | 17:10:30.736 | P. RAGUES | 17:11:33.621 | P. RAGUES | 1:02.885 | 6:16.436 | | | | | | | |
| 4 | 18:07:50.867 | P. RAGUES | 18:09:18.415 | J. BELLOC | 1:27.548 | 7:43.984 | | | | | | | |
| 5 | 19:02:17.187 | J. BELLOC | 19:03:17.066 | J. BELLOC | 59.879 | 8:43.863 | | | | | | | |
| 6 | 20:01:21.759 | J. BELLOC | 20:02:50.150 | Y. YAMAGISHI | 1:28.391 | 10:12.254 | | | | | | | |
| 7 | 21:01:33.082 | Y. YAMAGISHI | 21:03:04.253 | P. RAGUES | 1:31.171 | 11:43.425 | | | | | | | |
| 8 | 21:56:53.248 | P. RAGUES | 21:57:54.253 | P. RAGUES | 1:01.005 | 12:44.430 | | | | | | | |
| 9 | 22:51:18.951 | P. RAGUES | 22:56:07.298 | Y. YAMAGISHI | 4:48.347 | 17:32.777 | | | | | | | |
| 10 | 23:45:36.496 | Y. YAMAGISHI | 23:50:52.366 | Y. YAMAGISHI | 5:15.870 | 22:48.647 | | | | | | | |
| 11 | 00:49:50.586 | Y. YAMAGISHI | 00:51:19.087 | J. BELLOC | 1:28.501 | 24:17.148 | | | | | | | |
| 12 | 01:07:05.441 | J. BELLOC | 01:09:57.714 | Y. YAMAGISHI | 2:52.273 | 27:09.421 | | | | | | | |
| 13 | 02:13:45.491 | Y. YAMAGISHI | 02:15:15.050 | J. BELLOC | 1:29.559 | 28:38.980 | | | | | | | |
| 14 | 03:12:39.157 | J. BELLOC | 03:13:42.304 | J. BELLOC | 1:03.147 | 29:42.127 | | | | | | | |
| 15 | 03:55:03.436 | J. BELLOC | 03:56:42.650 | J. BELLOC | 1:39.214 | 31:21.341 | | | | | | | |
| 16 | 04:12:56.572 | J. BELLOC | 04:14:26.942 | P. RAGUES | 1:30.370 | 32:51.711 | | | | | | | |
| 17 | 05:11:22.172 | P. RAGUES | 05:12:24.932 | P. RAGUES | 1:02.760 | 33:54.471 | | | | | | | |
| 18 | 06:05:02.636 | P. RAGUES | 06:06:03.357 | P. RAGUES | 1:00.721 | 34:55.192 | | | | | | | |
| 19 | 06:58:33.207 | P. RAGUES | 07:00:03.313 | Y. YAMAGISHI | 1:30.106 | 36:25.298 | | | | | | | |
| 20 | 08:09:15.157 | Y. YAMAGISHI | 08:10:16.602 | Y. YAMAGISHI | 1:01.445 | 37:26.743 | | | | | | | |
| 21 | 09:02:44.010 | Y. YAMAGISHI | 09:03:37.022 | Y. YAMAGISHI | 53.012 | 38:19.755 | | | | | | | |
| 22 | 09:35:00.408 | Y. YAMAGISHI | 10:15:40.633 | J. BELLOC | 40:40.225 | 1:18:59.980 | | | | | | | |
| 23 | 11:08:47.864 | J. BELLOC | 11:09:51.293 | J. BELLOC | 1:03.429 | 1:20:03.409 | | | | | | | |
| 24 | 12:08:47.398 | J. BELLOC | 12:09:49.296 | J. BELLOC | 1:01.898 | 1:21:05.307 | | | | | | | |
| 25 | 12:22:59.106 | J. BELLOC | 12:24:14.140 | P. RAGUES | 1:15.034 | 1:22:20.341 | | | | | | | |
| 26 | 13:16:16.560 | P. RAGUES | 13:17:19.019 | P. RAGUES | 1:02.459 | 1:23:22.800 | | | | | | | |
| 27 | 13:55:51.136 | P. RAGUES | 13:57:10.763 | P. RAGUES | 1:19.627 | 1:24:42.427 | | | | | | | |
| 28 | 14:45:45.525 | P. RAGUES | 14:46:39.504 | P. RAGUES | 53.979 | 1:25:36.406 | | | | | | | |
| 51 | AF Corse Ferrari 488 GTE LMGTE Pro | | | | | | | | | | | | |
| 1 | 16:05:34.984 | J. CALADO | 16:06:50.351 | J. CALADO | 1:15.367 | 1:15.367 | | | | | | | |
| 2 | 17:02:14.173 | J. CALADO | 17:03:24.423 | J. CALADO | 1:10.250 | 2:25.617 | | | | | | | |
| 3 | 17:38:41.892 | J. CALADO | 17:40:03.546 | G. BRUNI | 1:21.654 | 3:47.271 | | | | | | | |
| 4 | 17:51:57.463 | G. BRUNI | 18:41:02.563 | G. BRUNI | 49:05.100 | 52:52.371 | | | | | | | |





FIA WEC

84^e Edition des 24 Heures du Mans

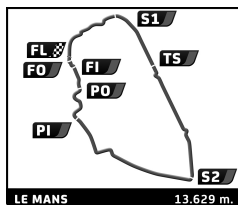
Race

Pit Stop Analysis



| Nr. | In Time | In Driver | Out Time | Out Driver | Pit Time | T. Pit Time | Nr. | In Time | In Driver | Out Time | Out Driver | Pit Time | T. Pit Time |
|--|--------------|---------------|--------------|---------------|-------------|-------------|--|--------------|--------------|--------------|--------------|-----------|-------------|
| 5 | 19:38:11.765 | G. BRUNI | 19:39:18.741 | G. BRUNI | 1:06.976 | 53:59.347 | 12 | 02:58:23.954 | O. BRYANT | 03:00:04.787 | M. PATTERSON | 1:40.833 | 1:10:05.453 |
| 6 | 20:30:54.997 | G. BRUNI | 20:32:21.471 | A. PIER GUIDI | 1:26.474 | 55:25.821 | 13 | 03:59:23.435 | M. PATTERSON | 04:00:29.473 | M. PATTERSON | 1:06.038 | 1:11:11.491 |
| 7 | 21:27:39.615 | A. PIER GUIDI | 21:28:49.214 | A. PIER GUIDI | 1:09.599 | 56:35.420 | 14 | 04:59:39.930 | M. PATTERSON | 05:00:43.934 | M. PATTERSON | 1:04.004 | 1:12:15.495 |
| 8 | 22:26:35.823 | A. PIER GUIDI | 22:28:12.880 | J. CALADO | 1:37.057 | 58:12.477 | 15 | 05:58:41.986 | M. PATTERSON | 06:00:36.433 | J. O'CONNEL | 1:54.447 | 1:14:09.942 |
| 9 | 23:22:50.769 | J. CALADO | 23:24:08.730 | J. CALADO | 1:17.961 | 59:30.438 | 16 | 06:53:03.682 | J. O'CONNEL | 06:59:59.897 | J. O'CONNEL | 6:56.215 | 1:21:06.157 |
| 10 | 23:47:27.221 | J. CALADO | 23:50:53.199 | J. CALADO | 3:25.978 | 1:02:56.416 | 17 | 08:08:06.285 | J. O'CONNEL | 08:09:36.416 | O. BRYANT | 1:30.131 | 1:22:36.288 |
| 11 | 00:46:46.113 | J. CALADO | 00:47:57.059 | J. CALADO | 1:10.946 | 1:04:07.362 | 18 | 09:05:53.042 | O. BRYANT | 09:06:56.295 | O. BRYANT | 1:03.253 | 1:23:39.541 |
| 12 | 02:02:30.650 | J. CALADO | 02:04:00.546 | G. BRUNI | 1:29.896 | 1:05:37.258 | 19 | 10:04:35.057 | O. BRYANT | 10:06:26.113 | M. PATTERSON | 1:51.056 | 1:25:30.597 |
| 13 | 02:59:45.813 | G. BRUNI | 03:00:53.471 | G. BRUNI | 1:07.658 | 1:06:44.916 | 20 | 11:06:06.921 | M. PATTERSON | 11:12:25.693 | M. PATTERSON | 6:18.772 | 1:31:49.369 |
| 14 | 03:55:50.638 | G. BRUNI | 03:57:19.991 | A. PIER GUIDI | 1:29.353 | 1:08:14.269 | 21 | 12:12:48.999 | M. PATTERSON | 12:14:33.204 | J. O'CONNEL | 1:44.205 | 1:33:33.574 |
| 55 AF Corse Ferrari 458 Italia LMGTE Am | | | | | | | 60 Formula Racing Ferrari 458 Italia LMGTE Am | | | | | | |
| 1 | 16:11:00.878 | M. GRIFFIN | 16:12:15.727 | M. GRIFFIN | 1:14.849 | 1:14.849 | 1 | 15:24:52.205 | M. MAC | 15:26:16.844 | M. MAC | 1:24.639 | 1:24.639 |
| 2 | 17:04:54.983 | M. GRIFFIN | 17:06:18.108 | D. CAMERON | 1:23.125 | 2:37.974 | 2 | 16:11:08.372 | M. MAC | 16:12:34.686 | M. MAC | 1:26.314 | 2:50.953 |
| 3 | 18:04:07.813 | D. CAMERON | 18:05:12.774 | D. CAMERON | 1:04.961 | 3:42.935 | 3 | 16:21:17.691 | M. MAC | 16:33:43.294 | M. MAC | 12:25.603 | 15:16.556 |
| 4 | 18:58:43.612 | D. CAMERON | 19:00:14.499 | A. SCOTT | 1:30.887 | 5:13.822 | 4 | 17:29:47.777 | M. MAC | 17:30:49.065 | M. MAC | 1:01.288 | 16:17.844 |
| 5 | 19:54:39.533 | A. SCOTT | 19:55:47.514 | A. SCOTT | 1:07.981 | 6:21.803 | 5 | 18:26:50.126 | M. MAC | 18:28:29.872 | J. LAURSEN | 1:39.746 | 17:57.590 |
| 6 | 20:53:12.258 | A. SCOTT | 20:54:40.928 | M. GRIFFIN | 1:28.670 | 7:50.473 | 6 | 19:27:49.209 | J. LAURSEN | 19:28:58.177 | J. LAURSEN | 1:08.968 | 19:06.558 |
| 7 | 21:48:04.624 | M. GRIFFIN | 21:49:03.582 | M. GRIFFIN | 58.958 | 8:49.431 | 7 | 20:26:41.487 | J. LAURSEN | 20:28:10.092 | C. NIELSEN | 1:28.605 | 20:35.163 |
| 8 | 22:42:32.789 | M. GRIFFIN | 22:44:03.448 | D. CAMERON | 1:30.659 | 10:20.090 | 8 | 21:30:31.806 | C. NIELSEN | 21:31:33.686 | C. NIELSEN | 1:01.880 | 21:37.043 |
| 9 | 23:38:38.232 | D. CAMERON | 23:40:52.758 | D. CAMERON | 2:14.526 | 12:34.616 | 9 | 22:30:49.177 | C. NIELSEN | 22:32:13.243 | M. MAC | 1:24.066 | 23:01.109 |
| 10 | 00:35:38.125 | D. CAMERON | 00:37:35.883 | A. SCOTT | 1:57.758 | 14:32.374 | 10 | 23:24:02.939 | M. MAC | 23:25:12.385 | M. MAC | 1:09.446 | 24:10.555 |
| 11 | 00:54:28.128 | A. SCOTT | 01:02:45.204 | A. SCOTT | 8:17.076 | 22:49.450 | 11 | 00:35:30.717 | M. MAC | 00:36:32.603 | M. MAC | 1:01.886 | 25:12.441 |
| 12 | 02:05:22.082 | A. SCOTT | 02:06:30.269 | A. SCOTT | 1:08.187 | 23:57.637 | 12 | 01:04:50.021 | M. MAC | 01:09:55.951 | J. LAURSEN | 5:05.930 | 30:18.371 |
| 13 | 03:00:00.486 | A. SCOTT | 03:01:03.187 | A. SCOTT | 1:02.701 | 25:00.338 | 13 | 02:20:00.507 | J. LAURSEN | 02:21:06.375 | J. LAURSEN | 1:05.868 | 31:24.239 |
| 14 | 03:25:22.452 | A. SCOTT | 03:27:03.448 | A. SCOTT | 1:40.996 | 26:41.334 | 14 | 03:18:59.036 | J. LAURSEN | 03:20:26.757 | C. NIELSEN | 1:27.721 | 32:51.960 |
| 15 | 03:55:25.591 | A. SCOTT | 03:56:49.453 | M. GRIFFIN | 1:23.862 | 28:05.196 | 15 | 04:18:17.450 | C. NIELSEN | 04:19:17.895 | C. NIELSEN | 1:00.445 | 33:52.405 |
| 16 | 04:49:49.490 | M. GRIFFIN | 04:50:49.816 | M. GRIFFIN | 1:00.326 | 29:05.522 | 16 | 05:21:01.587 | C. NIELSEN | 05:22:27.273 | M. MAC | 1:25.686 | 35:18.091 |
| 17 | 05:42:56.975 | M. GRIFFIN | 05:44:20.149 | M. GRIFFIN | 1:23.174 | 30:28.696 | 17 | 06:18:59.849 | M. MAC | 06:20:07.896 | M. MAC | 1:08.047 | 36:26.138 |
| 18 | 06:36:31.760 | M. GRIFFIN | 06:37:40.455 | M. GRIFFIN | 1:08.695 | 31:37.391 | 18 | 07:18:22.276 | M. MAC | 07:19:24.141 | M. MAC | 1:01.865 | 37:28.003 |
| 19 | 07:30:52.784 | M. GRIFFIN | 07:34:33.365 | D. CAMERON | 3:40.581 | 35:17.972 | 19 | 08:29:06.042 | M. MAC | 08:30:31.930 | J. LAURSEN | 1:25.888 | 38:53.891 |
| 20 | 08:32:45.689 | D. CAMERON | 08:33:46.596 | D. CAMERON | 1:00.907 | 36:18.879 | 20 | 09:31:52.256 | J. LAURSEN | 09:32:55.912 | J. LAURSEN | 1:03.656 | 39:57.547 |
| 21 | 09:26:35.883 | D. CAMERON | 09:27:59.185 | A. SCOTT | 1:23.302 | 37:42.181 | 21 | 10:30:02.455 | J. LAURSEN | 10:31:30.193 | C. NIELSEN | 1:27.738 | 41:25.285 |
| 22 | 09:37:06.773 | A. SCOTT | 09:43:53.481 | A. SCOTT | 6:46.708 | 44:28.889 | 22 | 11:33:08.380 | C. NIELSEN | 11:34:18.028 | C. NIELSEN | 1:09.648 | 42:34.933 |
| 23 | 09:52:03.073 | A. SCOTT | 10:05:45.105 | A. SCOTT | 13:42.032 | 58:10.921 | 23 | 11:55:11.968 | C. NIELSEN | 12:05:17.794 | C. NIELSEN | 10:05.826 | 52:40.759 |
| 24 | 10:42:05.310 | A. SCOTT | 10:43:06.756 | A. SCOTT | 1:01.446 | 59:12.367 | 24 | 12:45:38.137 | C. NIELSEN | 12:53:20.959 | M. MAC | 7:42.822 | 1:00:23.581 |
| 25 | 11:28:00.685 | A. SCOTT | 11:33:59.357 | M. GRIFFIN | 5:58.672 | 1:05:11.039 | 25 | 12:57:58.864 | M. MAC | 13:05:21.308 | M. MAC | 7:22.444 | 1:07:46.025 |
| 26 | 11:42:35.296 | M. GRIFFIN | 13:03:38.689 | D. CAMERON | 1:21:03.393 | 2:26:14.432 | 26 | 13:09:21.110 | M. MAC | 13:09:53.238 | M. MAC | 32.128 | 1:08:18.153 |
| 27 | 13:42:26.861 | D. CAMERON | 14:37:04.161 | D. CAMERON | 54:37.300 | 3:20:51.732 | 27 | 14:03:39.772 | M. MAC | 14:04:55.306 | J. LAURSEN | 1:15.534 | 1:09:33.687 |
| 57 Team AAI Chevrolet Corvette C7-Z06 LMGTE Am | | | | | | | 61 Clearwater Racing Ferrari 458 Italia LMGTE Am | | | | | | |
| 1 | 16:10:45.257 | J. O'CONNEL | 16:12:13.680 | J. O'CONNEL | 1:28.423 | 1:28.423 | 1 | 15:32:26.275 | R. BELL | 15:33:48.056 | R. BELL | 1:21.781 | 1:21.781 |
| 2 | 17:09:19.875 | J. O'CONNEL | 17:10:50.634 | O. BRYANT | 1:30.759 | 2:59.182 | 2 | 16:28:38.160 | R. BELL | 16:30:07.856 | R. BELL | 1:29.696 | 2:51.477 |
| 3 | 18:08:28.273 | O. BRYANT | 18:09:31.924 | O. BRYANT | 1:03.651 | 4:02.833 | 3 | 17:26:29.094 | R. BELL | 17:27:30.327 | R. BELL | 1:01.233 | 3:52.710 |
| 4 | 19:03:30.762 | O. BRYANT | 19:06:44.283 | M. PATTERSON | 3:13.521 | 7:16.354 | 4 | 18:23:46.835 | R. BELL | 18:25:15.538 | W. MOK | 1:28.683 | 5:21.393 |
| 5 | 20:06:46.169 | M. PATTERSON | 20:07:49.807 | M. PATTERSON | 1:03.638 | 8:19.992 | 5 | 19:29:51.334 | W. MOK | 19:30:57.867 | W. MOK | 1:06.533 | 6:27.926 |
| 6 | 20:22:25.454 | M. PATTERSON | 20:37:44.669 | M. PATTERSON | 15:19.215 | 23:39.207 | 6 | 20:29:16.299 | W. MOK | 20:30:43.142 | K. SAWA | 1:26.843 | 7:54.769 |
| 7 | 21:31:54.923 | M. PATTERSON | 21:46:54.059 | J. O'CONNEL | 14:59.136 | 38:38.343 | 7 | 21:27:54.678 | K. SAWA | 21:29:04.802 | K. SAWA | 1:10.124 | 9:04.893 |
| 8 | 22:03:40.928 | J. O'CONNEL | 22:21:27.776 | J. O'CONNEL | 17:46.848 | 56:25.191 | 8 | 22:28:53.396 | K. SAWA | 22:30:29.645 | W. MOK | 1:36.249 | 10:41.142 |
| 9 | 23:19:53.107 | J. O'CONNEL | 23:29:25.897 | J. O'CONNEL | 9:32.790 | 1:05:57.981 | 9 | 23:29:14.579 | W. MOK | 23:30:47.962 | R. BELL | 1:33.383 | 12:14.525 |
| 10 | 00:39:59.056 | J. O'CONNEL | 00:41:18.351 | O. BRYANT | 1:19.295 | 1:07:17.276 | | | | | | | |
| 11 | 01:59:50.987 | O. BRYANT | 02:00:58.331 | O. BRYANT | 1:07.344 | 1:08:24.620 | | | | | | | |





FIA WEC 84^e Edition des 24 Heures du Mans Race

Pit Stop Analysis



| Nr. | In Time | In Driver | Out Time | Out Driver | Pit Time | T. Pit Time | Nr. | In Time | In Driver | Out Time | Out Driver | Pit Time | T. Pit Time |
|-----|--------------|-----------|--------------|------------|----------|-------------|-----|--------------|--------------|--------------|--------------|----------|-------------|
| 10 | 00:41:35.086 | R. BELL | 00:42:39.823 | R. BELL | 1:04.737 | 13:19.262 | 9 | 23:55:10.070 | A. GARCIA | 23:56:38.746 | J. MAGNUSSEN | 1:28.676 | 12:07.793 |
| 11 | 01:59:08.298 | R. BELL | 02:00:10.009 | R. BELL | 1:01.711 | 14:20.973 | 10 | 00:53:36.925 | J. MAGNUSSEN | 00:55:07.190 | J. MAGNUSSEN | 1:30.265 | 13:38.058 |
| 12 | 02:56:49.626 | R. BELL | 02:58:22.243 | K. SAWA | 1:32.617 | 15:53.590 | 11 | 02:06:49.675 | J. MAGNUSSEN | 02:08:19.796 | R. TAYLOR | 1:30.121 | 15:08.179 |
| 13 | 03:55:26.386 | K. SAWA | 03:56:40.487 | K. SAWA | 1:14.101 | 17:07.691 | 12 | 03:05:05.871 | R. TAYLOR | 03:06:14.353 | R. TAYLOR | 1:08.482 | 16:16.661 |
| 14 | 04:55:25.859 | K. SAWA | 04:56:32.981 | K. SAWA | 1:07.122 | 18:14.813 | 13 | 04:01:52.147 | R. TAYLOR | 04:05:03.140 | A. GARCIA | 3:10.993 | 19:27.654 |
| 15 | 05:53:40.888 | K. SAWA | 05:55:17.704 | W. MOK | 1:36.816 | 19:51.629 | 14 | 05:00:56.684 | A. GARCIA | 05:02:07.922 | A. GARCIA | 1:11.238 | 20:38.892 |
| 16 | 06:53:16.020 | W. MOK | 06:54:22.902 | W. MOK | 1:06.882 | 20:58.511 | 15 | 05:57:13.724 | A. GARCIA | 05:58:47.702 | J. MAGNUSSEN | 1:33.978 | 22:12.870 |
| 17 | 08:08:49.138 | W. MOK | 08:10:23.951 | R. BELL | 1:34.813 | 22:33.324 | 16 | 06:50:59.067 | J. MAGNUSSEN | 06:52:09.845 | J. MAGNUSSEN | 1:10.778 | 23:23.648 |
| 18 | 09:06:07.526 | R. BELL | 09:07:08.054 | R. BELL | 1:00.528 | 23:33.852 | 17 | 07:48:03.745 | J. MAGNUSSEN | 07:49:29.712 | R. TAYLOR | 1:25.967 | 24:49.615 |
| 19 | 10:04:01.503 | R. BELL | 10:05:25.654 | K. SAWA | 1:24.151 | 24:58.003 | 18 | 08:45:07.686 | R. TAYLOR | 08:46:17.621 | R. TAYLOR | 1:09.935 | 25:59.550 |
| 20 | 11:01:38.347 | K. SAWA | 11:02:39.876 | K. SAWA | 1:01.529 | 25:59.532 | 19 | 09:42:58.619 | R. TAYLOR | 09:44:29.018 | A. GARCIA | 1:30.399 | 27:29.949 |
| 21 | 12:01:07.241 | K. SAWA | 12:02:33.664 | R. BELL | 1:26.423 | 27:25.955 | 20 | 10:39:27.237 | A. GARCIA | 10:40:37.270 | A. GARCIA | 1:10.033 | 28:39.982 |
| 22 | 12:59:12.584 | R. BELL | 13:00:16.186 | R. BELL | 1:03.602 | 28:29.557 | 21 | 11:37:00.223 | A. GARCIA | 11:38:10.519 | A. GARCIA | 1:10.296 | 29:50.278 |
| 23 | 13:58:11.036 | R. BELL | 13:59:39.996 | W. MOK | 1:28.960 | 29:58.517 | 22 | 12:34:00.792 | A. GARCIA | 12:35:32.272 | J. MAGNUSSEN | 1:31.480 | 31:21.758 |
| 24 | 14:49:52.132 | W. MOK | 14:50:38.048 | W. MOK | 45.916 | 30:44.433 | 23 | 13:30:54.339 | J. MAGNUSSEN | 13:32:02.202 | J. MAGNUSSEN | 1:07.863 | 32:29.621 |
| | | | | | | | 24 | 14:09:42.246 | J. MAGNUSSEN | 14:11:05.968 | R. TAYLOR | 1:23.722 | 33:53.343 |

62 Scuderia Corsa Ferrari 458 Italia LMGTE Am

| | | | | | | |
|----|--------------|-------------|--------------|-------------|----------|-----------|
| 1 | 15:39:42.750 | T. BELL | 15:43:48.061 | T. BELL | 4:05.311 | 4:05.311 |
| 2 | 16:12:48.463 | T. BELL | 16:14:00.312 | T. BELL | 1:11.849 | 5:17.160 |
| 3 | 17:10:31.849 | T. BELL | 17:11:36.250 | T. BELL | 1:04.401 | 6:21.561 |
| 4 | 18:07:51.958 | T. BELL | 18:09:20.492 | W. SWEEDLER | 1:28.534 | 7:50.095 |
| 5 | 19:12:00.552 | W. SWEEDLER | 19:13:09.082 | W. SWEEDLER | 1:08.530 | 8:58.625 |
| 6 | 20:14:24.250 | W. SWEEDLER | 20:15:51.979 | J. SEGAL | 1:27.729 | 10:26.354 |
| 7 | 21:12:53.055 | J. SEGAL | 21:13:59.296 | J. SEGAL | 1:06.241 | 11:32.595 |
| 8 | 22:11:31.926 | J. SEGAL | 22:12:37.749 | J. SEGAL | 1:05.823 | 12:38.418 |
| 9 | 23:10:16.265 | J. SEGAL | 23:11:41.828 | W. SWEEDLER | 1:25.563 | 14:03.981 |
| 10 | 00:24:25.834 | W. SWEEDLER | 00:25:35.443 | W. SWEEDLER | 1:09.609 | 15:13.590 |
| 11 | 01:42:40.482 | W. SWEEDLER | 01:44:08.642 | T. BELL | 1:28.160 | 16:41.750 |
| 12 | 02:40:40.562 | T. BELL | 02:41:46.973 | T. BELL | 1:06.411 | 17:48.161 |
| 13 | 02:45:45.298 | T. BELL | 02:46:33.087 | T. BELL | 47.789 | 18:35.950 |
| 14 | 03:43:00.754 | T. BELL | 03:44:18.451 | T. BELL | 1:17.697 | 19:53.647 |
| 15 | 04:41:20.157 | T. BELL | 04:42:45.098 | J. SEGAL | 1:24.941 | 21:18.588 |
| 16 | 05:38:48.728 | J. SEGAL | 05:39:54.704 | J. SEGAL | 1:05.976 | 22:24.564 |
| 17 | 06:36:06.933 | J. SEGAL | 06:38:12.959 | J. SEGAL | 2:06.026 | 24:30.590 |
| 18 | 07:50:53.931 | J. SEGAL | 07:52:26.022 | W. SWEEDLER | 1:32.091 | 26:02.681 |
| 19 | 08:49:04.107 | W. SWEEDLER | 08:50:11.600 | W. SWEEDLER | 1:07.493 | 27:10.174 |
| 20 | 09:47:55.252 | W. SWEEDLER | 09:49:19.968 | T. BELL | 1:24.716 | 28:34.890 |
| 21 | 10:45:05.529 | T. BELL | 10:46:10.023 | T. BELL | 1:04.494 | 29:39.384 |
| 22 | 11:44:02.244 | T. BELL | 11:45:05.304 | T. BELL | 1:03.060 | 30:42.444 |
| 23 | 12:41:31.971 | T. BELL | 12:44:15.970 | J. SEGAL | 2:43.999 | 33:26.443 |
| 24 | 13:36:27.305 | J. SEGAL | 13:37:30.535 | J. SEGAL | 1:03.230 | 34:29.673 |
| 25 | 14:11:48.221 | J. SEGAL | 14:12:43.736 | J. SEGAL | 55.515 | 35:25.188 |

63 Corvette Racing - GM Chevrolet Corvette C7.R LMGTE Pro

| | | | | | | |
|---|--------------|--------------|--------------|--------------|----------|-----------|
| 1 | 16:10:18.085 | A. GARCIA | 16:11:57.206 | A. GARCIA | 1:39.121 | 1:39.121 |
| 2 | 17:07:34.270 | A. GARCIA | 17:08:42.626 | A. GARCIA | 1:08.356 | 2:47.477 |
| 3 | 18:04:08.650 | A. GARCIA | 18:05:37.352 | J. MAGNUSSEN | 1:28.702 | 4:16.179 |
| 4 | 18:57:25.083 | J. MAGNUSSEN | 18:58:30.940 | J. MAGNUSSEN | 1:05.857 | 5:22.036 |
| 5 | 19:56:06.072 | J. MAGNUSSEN | 19:57:37.888 | R. TAYLOR | 1:31.816 | 6:53.852 |
| 6 | 20:54:18.501 | R. TAYLOR | 20:55:28.348 | R. TAYLOR | 1:09.847 | 8:03.699 |
| 7 | 21:45:21.529 | R. TAYLOR | 21:46:47.679 | A. GARCIA | 1:26.150 | 9:29.849 |
| 8 | 22:43:50.005 | A. GARCIA | 22:44:59.273 | A. GARCIA | 1:09.268 | 10:39.117 |

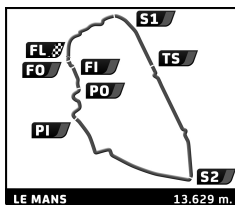
64 Corvette Racing - GM Chevrolet Corvette C7.R LMGTE Pro

| | | | | | | |
|----|--------------|-----------|--------------|-----------|----------|-----------|
| 1 | 16:05:40.973 | O. GAVIN | 16:06:53.572 | O. GAVIN | 1:12.599 | 1:12.599 |
| 2 | 17:02:34.946 | O. GAVIN | 17:03:43.203 | O. GAVIN | 1:08.257 | 2:20.856 |
| 3 | 17:59:20.027 | O. GAVIN | 18:00:50.369 | T. MILNER | 1:30.342 | 3:51.198 |
| 4 | 18:56:02.497 | T. MILNER | 18:57:10.212 | T. MILNER | 1:07.715 | 4:58.913 |
| 5 | 19:54:41.018 | T. MILNER | 19:56:07.479 | J. TAYLOR | 1:26.461 | 6:25.374 |
| 6 | 20:52:30.707 | J. TAYLOR | 20:53:37.610 | J. TAYLOR | 1:06.903 | 7:32.277 |
| 7 | 21:51:38.241 | J. TAYLOR | 21:53:10.106 | O. GAVIN | 1:31.865 | 9:04.142 |
| 8 | 22:49:41.145 | O. GAVIN | 22:50:50.367 | O. GAVIN | 1:09.222 | 10:13.364 |
| 9 | 23:53:24.668 | O. GAVIN | 23:54:48.364 | T. MILNER | 1:23.696 | 11:37.060 |
| 10 | 00:50:50.595 | T. MILNER | 00:51:56.866 | T. MILNER | 1:06.271 | 12:43.331 |
| 11 | 02:02:41.646 | T. MILNER | 02:03:46.120 | T. MILNER | 1:04.474 | 13:47.805 |
| 12 | 02:59:54.757 | T. MILNER | 03:01:24.825 | J. TAYLOR | 1:30.068 | 15:17.873 |
| 13 | 03:57:10.822 | J. TAYLOR | 03:58:17.464 | J. TAYLOR | 1:06.642 | 16:24.515 |
| 14 | 04:34:15.703 | J. TAYLOR | 04:36:56.625 | O. GAVIN | 2:40.922 | 19:05.437 |
| 15 | 05:32:01.786 | O. GAVIN | 05:33:19.027 | O. GAVIN | 1:17.241 | 20:22.678 |
| 16 | 06:29:04.531 | O. GAVIN | 06:30:41.664 | T. MILNER | 1:37.133 | 21:59.811 |

66 Ford Chip Ganassi Team UK Ford GT LMGTE Pro

| | | | | | | |
|----|--------------|------------|--------------|------------|----------|-----------|
| 1 | 16:09:51.109 | O. PLA | 16:11:28.877 | O. PLA | 1:37.768 | 1:37.768 |
| 2 | 17:06:33.489 | O. PLA | 17:07:47.614 | O. PLA | 1:14.125 | 2:51.893 |
| 3 | 18:02:56.044 | O. PLA | 18:04:37.442 | S. MÜCKE | 1:41.398 | 4:33.291 |
| 4 | 18:59:20.132 | S. MÜCKE | 19:00:30.094 | S. MÜCKE | 1:09.962 | 5:43.253 |
| 5 | 19:56:53.425 | S. MÜCKE | 19:58:02.334 | S. MÜCKE | 1:08.909 | 6:52.162 |
| 6 | 20:49:36.922 | S. MÜCKE | 20:51:04.423 | B. JOHNSON | 1:27.501 | 8:19.663 |
| 7 | 21:47:56.515 | B. JOHNSON | 21:49:04.497 | B. JOHNSON | 1:07.982 | 9:27.645 |
| 8 | 22:25:46.741 | B. JOHNSON | 22:27:10.146 | O. PLA | 1:23.405 | 10:51.050 |
| 9 | 23:21:54.066 | O. PLA | 23:23:31.351 | O. PLA | 5:37.285 | 16:28.335 |
| 10 | 00:37:05.533 | O. PLA | 00:38:13.593 | O. PLA | 1:08.060 | 17:36.395 |
| 11 | 00:58:40.988 | O. PLA | 01:05:23.771 | S. MÜCKE | 6:42.783 | 24:19.178 |
| 12 | 02:12:56.921 | S. MÜCKE | 02:14:07.342 | S. MÜCKE | 1:10.421 | 25:29.599 |
| 13 | 03:09:33.781 | S. MÜCKE | 03:10:22.565 | S. MÜCKE | 1:08.784 | 26:38.383 |
| 14 | 04:01:26.056 | S. MÜCKE | 04:02:57.110 | B. JOHNSON | 1:31.054 | 28:09.437 |
| 15 | 04:58:51.759 | B. JOHNSON | 05:00:00.828 | B. JOHNSON | 1:09.069 | 29:18.506 |
| 16 | 05:51:17.875 | B. JOHNSON | 05:52:55.877 | O. PLA | 1:38.002 | 30:56.508 |





FIA WEC

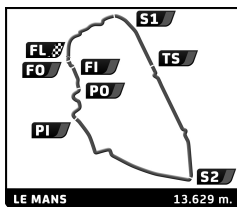
84^e Edition des 24 Heures du Mans

Race

Pit Stop Analysis

| Nr. | In Time | In Driver | Out Time | Out Driver | Pit Time | T. Pit Time | Nr. | In Time | In Driver | Out Time | Out Driver | Pit Time | T. Pit Time |
|-------------------------------------|--------------|---------------|--------------|---------------|-------------|-------------|--------------------------------------|--------------|--------------|--------------|--------------|----------|-------------|
| 17 | 06:44:23.610 | O. PLA | 06:45:29.656 | O. PLA | 1:06.046 | 32:02.554 | 13 | 03:12:07.636 | J. HAND | 03:13:42.692 | J. HAND | 1:35.056 | 21:40.098 |
| 18 | 07:35:41.639 | O. PLA | 07:38:56.100 | S. MÜCKE | 3:14.461 | 35:17.015 | 14 | 04:08:20.701 | J. HAND | 04:09:31.133 | J. HAND | 1:10.432 | 22:50.530 |
| 19 | 08:30:46.023 | S. MÜCKE | 08:32:10.788 | S. MÜCKE | 1:24.765 | 36:41.780 | 15 | 05:05:06.349 | J. HAND | 05:06:43.715 | S. BOURDAIS | 1:37.366 | 24:27.896 |
| 20 | 09:26:40.064 | S. MÜCKE | 09:27:48.599 | S. MÜCKE | 1:08.535 | 37:50.315 | 16 | 06:01:15.341 | S. BOURDAIS | 06:02:27.494 | S. BOURDAIS | 1:12.153 | 25:40.049 |
| 21 | 10:23:36.474 | S. MÜCKE | 10:25:08.578 | B. JOHNSON | 1:32.104 | 39:22.419 | 17 | 06:49:58.430 | S. BOURDAIS | 06:51:03.651 | S. BOURDAIS | 1:05.221 | 26:45.270 |
| 22 | 11:19:55.886 | B. JOHNSON | 11:21:05.368 | B. JOHNSON | 1:09.482 | 40:31.901 | 18 | 08:06:27.684 | S. BOURDAIS | 08:08:23.304 | D. MÜLLER | 1:55.620 | 28:40.890 |
| 23 | 12:17:23.548 | B. JOHNSON | 12:18:54.965 | O. PLA | 1:31.417 | 42:03.318 | 19 | 08:39:26.597 | D. MÜLLER | 08:39:58.834 | D. MÜLLER | 32.237 | 29:13.127 |
| 24 | 13:13:17.365 | O. PLA | 13:14:25.961 | O. PLA | 1:08.596 | 43:11.914 | 20 | 09:03:12.302 | D. MÜLLER | 09:04:22.302 | D. MÜLLER | 1:10.000 | 30:23.127 |
| 25 | 14:11:20.970 | O. PLA | 14:12:49.827 | S. MÜCKE | 1:28.857 | 44:40.771 | 21 | 09:59:57.804 | D. MÜLLER | 10:01:33.020 | J. HAND | 1:35.216 | 31:58.343 |
| 67 Ford Chip Ganassi Team UK | | | | | | | 69 Ford Chip Ganassi Team USA | | | | | | |
| Ford GT | | | | | | | Ford GT | | | | | | |
| LMGTE Pro | | | | | | | LMGTE Pro | | | | | | |
| 1 | 15:00:00.000 | A. PRIAULX | 15:17:56.163 | A. PRIAULX | 17:56.163 | 17:56.163 | 1 | 16:01:22.187 | R. WESTBROOK | 16:02:38.555 | R. WESTBROOK | 1:16.368 | 1:16.368 |
| 2 | 16:01:39.776 | A. PRIAULX | 16:02:55.770 | A. PRIAULX | 1:15.994 | 19:12.157 | 2 | 16:58:14.241 | R. WESTBROOK | 16:59:24.351 | R. WESTBROOK | 1:10.110 | 2:26.478 |
| 3 | 16:43:06.552 | A. PRIAULX | 18:05:03.298 | H. TINCKNELL | 1:21:56.746 | 1:41:08.903 | 3 | 17:54:22.104 | R. WESTBROOK | 17:55:56.829 | R. BRISCOE | 1:34.725 | 4:01.203 |
| 4 | 18:59:52.094 | H. TINCKNELL | 19:01:00.168 | H. TINCKNELL | 1:08.074 | 1:42:16.977 | 4 | 18:50:54.935 | R. BRISCOE | 18:52:01.238 | R. BRISCOE | 1:06.303 | 5:07.506 |
| 5 | 19:53:31.160 | H. TINCKNELL | 19:54:38.722 | H. TINCKNELL | 1:07.562 | 1:43:24.539 | 5 | 19:52:34.440 | R. BRISCOE | 19:54:10.324 | S. DIXON | 1:35.884 | 6:43.390 |
| 6 | 20:10:41.692 | H. TINCKNELL | 20:11:54.470 | M. FRANCHITTI | 1:12.778 | 1:44:37.317 | 6 | 20:49:53.098 | S. DIXON | 20:50:59.601 | S. DIXON | 1:06.503 | 7:49.893 |
| 7 | 21:07:20.625 | M. FRANCHITTI | 21:08:29.797 | M. FRANCHITTI | 1:09.172 | 1:45:46.489 | 7 | 21:46:55.249 | S. DIXON | 21:48:04.614 | S. DIXON | 1:09.366 | 8:59.259 |
| 8 | 21:53:09.058 | M. FRANCHITTI | 21:57:04.068 | A. PRIAULX | 3:55.010 | 1:49:41.499 | 8 | 22:45:12.468 | S. DIXON | 22:46:48.355 | R. WESTBROOK | 1:35.886 | 10:35.145 |
| 9 | 22:53:26.837 | A. PRIAULX | 22:55:13.352 | A. PRIAULX | 1:46.515 | 1:51:28.014 | 9 | 23:52:18.804 | R. WESTBROOK | 23:53:22.352 | R. WESTBROOK | 1:03.548 | 11:38.693 |
| 10 | 23:32:04.478 | A. PRIAULX | 23:44:51.028 | A. PRIAULX | 12:46.550 | 2:04:14.564 | 10 | 00:53:10.042 | R. WESTBROOK | 00:55:04.173 | R. WESTBROOK | 1:51.131 | 13:29.824 |
| 11 | 00:43:09.720 | A. PRIAULX | 00:44:40.720 | H. TINCKNELL | 1:31.000 | 2:05:45.564 | 11 | 02:10:07.474 | R. WESTBROOK | 02:11:21.340 | R. BRISCOE | 1:13.866 | 14:43.690 |
| 12 | 01:55:54.775 | H. TINCKNELL | 01:57:05.850 | H. TINCKNELL | 1:11.075 | 2:06:56.639 | 12 | 03:07:06.022 | R. BRISCOE | 03:08:18.377 | R. BRISCOE | 1:12.355 | 15:56.045 |
| 13 | 02:52:20.929 | H. TINCKNELL | 02:53:59.159 | M. FRANCHITTI | 1:38.230 | 2:08:34.869 | 13 | 04:03:20.816 | R. BRISCOE | 04:04:59.218 | R. BRISCOE | 1:38.402 | 17:34.447 |
| 14 | 03:49:11.681 | M. FRANCHITTI | 03:51:08.844 | M. FRANCHITTI | 1:57.163 | 2:10:32.032 | 14 | 04:36:56.742 | R. BRISCOE | 04:40:40.158 | S. DIXON | 3:43.416 | 21:17.863 |
| 15 | 04:47:12.970 | M. FRANCHITTI | 04:48:23.278 | M. FRANCHITTI | 1:10.308 | 2:11:42.340 | 15 | 05:35:49.535 | S. DIXON | 05:36:59.946 | S. DIXON | 1:10.411 | 22:28.274 |
| 16 | 05:32:00.553 | M. FRANCHITTI | 05:33:27.099 | A. PRIAULX | 1:26.546 | 2:13:08.886 | 16 | 06:32:22.707 | S. DIXON | 06:34:01.537 | S. DIXON | 1:38.830 | 24:07.104 |
| 17 | 06:28:53.409 | A. PRIAULX | 06:30:01.811 | A. PRIAULX | 1:08.402 | 2:14:17.288 | 17 | 07:49:09.260 | S. DIXON | 07:50:25.543 | R. WESTBROOK | 1:16.283 | 25:23.387 |
| 18 | 07:15:31.836 | A. PRIAULX | 07:17:17.438 | A. PRIAULX | 1:45.602 | 2:16:02.890 | 18 | 08:45:08.942 | R. WESTBROOK | 08:46:46.666 | R. WESTBROOK | 1:37.724 | 27:01.111 |
| 19 | 07:47:53.334 | A. PRIAULX | 07:49:48.180 | H. TINCKNELL | 1:54.846 | 2:17:57.736 | 19 | 09:41:58.083 | R. WESTBROOK | 09:43:12.160 | R. BRISCOE | 1:14.077 | 28:15.188 |
| 20 | 08:44:21.070 | H. TINCKNELL | 08:45:29.582 | H. TINCKNELL | 1:08.512 | 2:19:06.248 | 20 | 10:37:46.298 | R. BRISCOE | 10:39:25.302 | R. BRISCOE | 1:39.004 | 29:54.192 |
| 21 | 09:41:08.713 | H. TINCKNELL | 09:42:47.059 | M. FRANCHITTI | 1:38.346 | 2:20:44.594 | 21 | 11:35:10.677 | R. BRISCOE | 11:36:21.552 | R. BRISCOE | 1:10.875 | 31:05.067 |
| 22 | 10:37:35.656 | M. FRANCHITTI | 10:38:44.863 | M. FRANCHITTI | 1:09.207 | 2:21:53.801 | 22 | 12:31:57.848 | R. BRISCOE | 12:33:37.105 | S. DIXON | 1:39.257 | 32:44.324 |
| 23 | 11:35:02.667 | M. FRANCHITTI | 11:36:43.407 | A. PRIAULX | 1:40.740 | 2:23:34.541 | 23 | 13:27:58.395 | S. DIXON | 13:29:07.982 | S. DIXON | 1:09.587 | 33:53.911 |
| 24 | 12:32:33.783 | A. PRIAULX | 12:33:48.002 | A. PRIAULX | 1:14.219 | 2:24:48.760 | 24 | 14:10:07.026 | S. DIXON | 14:11:35.689 | S. DIXON | 1:28.663 | 35:22.574 |
| 25 | 13:21:13.191 | A. PRIAULX | 13:50:09.702 | H. TINCKNELL | 28:56.511 | 2:53:45.271 | 71 AF Corse | | | | | | |
| 26 | 14:37:20.206 | H. TINCKNELL | 14:38:23.250 | H. TINCKNELL | 1:03.044 | 2:54:48.315 | Ferrari 488 GTE | | | | | | |
| 27 | 14:50:29.656 | H. TINCKNELL | 14:51:16.695 | H. TINCKNELL | 47.039 | 2:55:35.354 | LMGTE Pro | | | | | | |
| 1 | 16:09:50.150 | D. MÜLLER | 16:11:21.792 | D. MÜLLER | 1:31.642 | 1:31.642 | 1 | 16:05:42.636 | S. BIRD | 16:07:04.027 | S. BIRD | 1:21.391 | 1:21.391 |
| 2 | 17:06:26.224 | D. MÜLLER | 17:07:36.703 | D. MÜLLER | 1:10.479 | 2:42.121 | 2 | 17:02:26.965 | S. BIRD | 17:03:36.866 | S. BIRD | 1:09.901 | 2:31.292 |
| 3 | 18:02:34.068 | D. MÜLLER | 18:04:10.620 | J. HAND | 1:36.552 | 4:18.673 | 3 | 17:58:51.822 | S. BIRD | 18:00:47.804 | D. RIGON | 1:55.982 | 4:27.274 |
| 4 | 18:58:44.060 | J. HAND | 19:00:01.604 | J. HAND | 1:17.544 | 5:36.217 | 4 | 18:56:04.208 | D. RIGON | 18:57:16.179 | D. RIGON | 1:11.971 | 5:39.245 |
| 5 | 19:56:29.015 | J. HAND | 19:57:38.829 | J. HAND | 1:09.814 | 6:46.031 | 5 | 19:54:29.809 | D. RIGON | 19:56:32.350 | A. BERTOLIN | 2:02.541 | 7:41.786 |
| 6 | 20:53:17.660 | J. HAND | 20:54:54.880 | S. BOURDAIS | 1:37.220 | 8:23.251 | 6 | 20:52:15.236 | A. BERTOLIN | 20:53:26.381 | A. BERTOLIN | 1:11.145 | 8:52.931 |
| 7 | 21:51:28.593 | S. BOURDAIS | 21:52:37.225 | S. BOURDAIS | 1:08.632 | 9:31.883 | 7 | 21:51:21.582 | A. BERTOLIN | 21:52:56.146 | S. BIRD | 1:34.564 | 10:27.495 |
| 8 | 22:48:34.111 | S. BOURDAIS | 22:50:10.389 | D. MÜLLER | 1:36.278 | 11:08.161 | 8 | 22:49:21.452 | S. BIRD | 22:50:31.679 | S. BIRD | 1:10.227 | 11:37.722 |
| 9 | 23:59:09.597 | D. MÜLLER | 00:00:18.763 | D. MÜLLER | 1:09.166 | 12:17.327 | 9 | 23:38:40.305 | S. BIRD | 23:44:48.323 | D. RIGON | 6:08.018 | 17:45.740 |
| 10 | 00:55:49.543 | D. MÜLLER | 00:59:11.123 | D. MÜLLER | 3:21.580 | 15:38.907 | 10 | 00:43:13.578 | D. RIGON | 00:44:22.547 | D. RIGON | 1:08.969 | 18:54.709 |
| 11 | 01:06:54.777 | D. MÜLLER | 01:10:08.432 | D. MÜLLER | 3:13.655 | 18:52.562 | | | | | | | |
| 12 | 02:15:20.383 | D. MÜLLER | 02:16:32.863 | J. HAND | 1:12.480 | 20:05.042 | | | | | | | |





FIA WEC

84^e Edition des 24 Heures du Mans

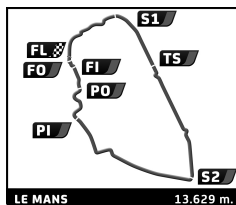
Race

Pit Stop Analysis



| Nr. | In Time | In Driver | Out Time | Out Driver | Pit Time | T. Pit Time | Nr. | In Time | In Driver | Out Time | Out Driver | Pit Time | T. Pit Time | | |
|-----------|--|----------------|--------------|----------------|-------------|-------------|-----------|--------------|---|--------------|---------------|----------|-------------|--|-----------|
| 77 | Dempsey - Proton Racing Porsche 911 RSR (2016) | | | | | | LMGTE Pro | 82 | Risi Competizione Ferrari 488 GTE | | | | | | LMGTE Pro |
| 1 | 16:09:58.655 | M. CHRISTENSEN | 16:11:09.688 | M. CHRISTENSEN | 1:11.033 | 1:11.033 | 1 | 16:05:44.984 | G. FISICHELLA | 16:06:57.901 | G. FISICHELLA | 1:12.917 | 1:12.917 | | |
| 2 | 17:06:49.803 | M. CHRISTENSEN | 17:08:13.366 | R. LIETZ | 1:23.563 | 2:34.596 | 2 | 17:02:17.142 | G. FISICHELLA | 17:03:26.030 | G. FISICHELLA | 1:08.888 | 2:21.805 | | |
| 3 | 18:03:51.879 | R. LIETZ | 18:04:58.926 | R. LIETZ | 1:07.047 | 3:41.643 | 3 | 17:58:16.999 | G. FISICHELLA | 17:59:51.739 | T. VILANDER | 1:34.740 | 3:56.545 | | |
| 4 | 19:00:52.702 | R. LIETZ | 19:02:15.234 | P. ENG | 1:22.532 | 5:04.175 | 4 | 18:54:38.295 | T. VILANDER | 18:55:48.242 | T. VILANDER | 1:09.947 | 5:06.492 | | |
| 5 | 19:59:26.667 | P. ENG | 20:00:31.931 | P. ENG | 1:05.264 | 6:09.439 | 5 | 19:52:41.206 | T. VILANDER | 19:54:11.605 | M. MALUCELLI | 1:30.399 | 6:36.891 | | |
| 6 | 20:56:33.422 | P. ENG | 20:57:56.120 | M. CHRISTENSEN | 1:22.698 | 7:32.137 | 6 | 20:49:42.999 | M. MALUCELLI | 20:50:54.512 | M. MALUCELLI | 1:11.513 | 7:48.404 | | |
| 7 | 21:55:15.454 | M. CHRISTENSEN | 21:56:21.288 | M. CHRISTENSEN | 1:05.834 | 8:37.971 | 7 | 21:47:00.063 | M. MALUCELLI | 21:48:35.793 | G. FISICHELLA | 1:35.730 | 9:24.134 | | |
| 8 | 22:53:07.010 | M. CHRISTENSEN | 22:54:30.804 | R. LIETZ | 1:23.794 | 10:01.765 | 8 | 22:45:13.473 | G. FISICHELLA | 22:46:20.540 | G. FISICHELLA | 1:07.064 | 10:31.198 | | |
| 9 | 00:04:28.345 | R. LIETZ | 00:05:33.835 | R. LIETZ | 1:05.490 | 11:07.255 | 9 | 23:44:09.433 | G. FISICHELLA | 23:46:10.487 | T. VILANDER | 2:01.054 | 12:32.252 | | |
| 10 | 01:13:27.538 | R. LIETZ | 01:16:47.235 | P. ENG | 3:19.697 | 14:26.952 | 10 | 00:48:18.014 | T. VILANDER | 00:49:28.073 | T. VILANDER | 1:10.059 | 13:42.311 | | |
| 11 | 02:16:09.157 | P. ENG | 02:17:14.128 | P. ENG | 1:04.971 | 15:31.923 | 11 | 02:09:18.007 | T. VILANDER | 02:10:49.690 | M. MALUCELLI | 1:31.683 | 15:13.994 | | |
| 12 | 03:13:05.150 | P. ENG | 03:14:29.361 | M. CHRISTENSEN | 1:24.211 | 16:56.134 | 12 | 03:06:23.722 | M. MALUCELLI | 03:07:33.975 | M. MALUCELLI | 1:10.253 | 16:24.247 | | |
| 13 | 04:09:45.899 | M. CHRISTENSEN | 04:10:51.377 | M. CHRISTENSEN | 1:05.478 | 18:01.612 | 13 | 04:02:33.974 | M. MALUCELLI | 04:04:27.152 | G. FISICHELLA | 1:53.178 | 18:17.425 | | |
| 14 | 05:07:01.544 | M. CHRISTENSEN | 05:08:28.433 | R. LIETZ | 1:26.889 | 19:28.501 | 14 | 04:59:47.155 | G. FISICHELLA | 05:02:17.517 | G. FISICHELLA | 2:30.362 | 20:47.787 | | |
| 15 | 06:03:43.230 | R. LIETZ | 06:04:50.482 | R. LIETZ | 1:07.252 | 20:35.753 | 15 | 05:56:56.144 | G. FISICHELLA | 05:58:31.101 | T. VILANDER | 1:34.957 | 22:22.744 | | |
| 16 | 06:40:35.955 | R. LIETZ | 06:42:07.454 | P. ENG | 1:31.499 | 22:07.252 | 16 | 06:49:45.177 | T. VILANDER | 06:50:53.437 | T. VILANDER | 1:08.260 | 23:31.004 | | |
| 17 | 07:25:01.080 | P. ENG | 08:08:03.139 | P. ENG | 43:02.059 | 1:05:09.311 | 17 | 08:06:19.389 | T. VILANDER | 08:08:00.675 | M. MALUCELLI | 1:41.286 | 25:12.290 | | |
| 18 | 09:03:21.392 | P. ENG | 09:04:28.231 | P. ENG | 1:06.839 | 1:06:16.150 | 18 | 09:02:38.573 | M. MALUCELLI | 09:03:47.718 | M. MALUCELLI | 1:09.145 | 26:21.435 | | |
| 19 | 09:49:06.081 | P. ENG | 09:49:38.546 | P. ENG | 32.465 | 1:06:48.615 | 19 | 09:59:54.482 | M. MALUCELLI | 10:01:25.439 | M. MALUCELLI | 1:30.957 | 27:52.392 | | |
| 20 | 10:01:28.856 | P. ENG | 10:02:55.526 | M. CHRISTENSEN | 1:26.670 | 1:08:15.285 | 20 | 10:55:59.251 | M. MALUCELLI | 10:57:11.590 | T. VILANDER | 1:12.339 | 29:04.731 | | |
| 21 | 10:58:09.463 | M. CHRISTENSEN | 10:59:17.845 | M. CHRISTENSEN | 1:08.382 | 1:09:23.667 | 21 | 11:46:14.168 | T. VILANDER | 11:47:41.800 | T. VILANDER | 1:27.632 | 30:32.363 | | |
| 22 | 11:56:41.318 | M. CHRISTENSEN | 11:58:06.187 | R. LIETZ | 1:24.869 | 1:10:48.536 | 22 | 12:43:22.399 | T. VILANDER | 12:44:51.634 | G. FISICHELLA | 1:29.235 | 32:01.598 | | |
| 23 | 12:54:40.642 | R. LIETZ | 12:55:56.459 | R. LIETZ | 1:15.817 | 1:12:04.353 | 23 | 13:35:27.240 | G. FISICHELLA | 13:36:33.455 | G. FISICHELLA | 1:06.415 | 33:08.013 | | |
| 24 | 13:53:40.534 | R. LIETZ | 13:55:07.900 | P. ENG | 1:27.366 | 1:13:31.719 | 24 | 14:09:40.504 | G. FISICHELLA | 14:10:59.381 | G. FISICHELLA | 1:18.877 | 34:26.890 | | |
| 25 | 14:51:12.202 | P. ENG | 14:52:04.580 | P. ENG | 52.378 | 1:14:24.097 | | | | | | | | | |
| 78 | KCMG Porsche 911 RSR | | | | | | LMGTE Am | 83 | AF Corse Ferrari F458 Italia | | | | | | LMGTE Am |
| 1 | 16:10:21.040 | W. HENZLER | 16:11:35.306 | W. HENZLER | 1:14.266 | 1:14.266 | 1 | 16:15:00.815 | E. COLLARD | 16:16:37.651 | E. COLLARD | 1:36.836 | 1:36.836 | | |
| 2 | 17:07:41.577 | W. HENZLER | 17:08:46.121 | W. HENZLER | 1:04.544 | 2:18.810 | 2 | 17:13:17.434 | E. COLLARD | 17:14:36.743 | F. PERRODO | 1:19.309 | 2:56.145 | | |
| 3 | 18:00:52.813 | W. HENZLER | 18:01:53.336 | W. HENZLER | 1:00.523 | 3:19.333 | 3 | 17:43:44.816 | F. PERRODO | 17:49:20.728 | F. PERRODO | 5:35.912 | 8:32.057 | | |
| 4 | 18:58:11.929 | W. HENZLER | 18:59:37.074 | J. CAMATHIAS | 1:25.145 | 4:44.478 | 4 | 18:46:08.752 | F. PERRODO | 18:47:09.653 | F. PERRODO | 1:00.901 | 9:32.958 | | |
| 5 | 19:53:56.940 | J. CAMATHIAS | 19:54:57.226 | J. CAMATHIAS | 1:00.286 | 5:44.764 | 5 | 19:45:46.636 | F. PERRODO | 19:47:15.568 | R. AGUAS | 1:28.932 | 11:01.890 | | |
| 6 | 20:48:58.608 | J. CAMATHIAS | 20:50:32.007 | C. RIED | 1:33.399 | 7:18.163 | 6 | 20:44:00.911 | R. AGUAS | 20:45:02.650 | R. AGUAS | 1:01.739 | 12:03.629 | | |
| 7 | 21:46:54.816 | C. RIED | 21:47:54.587 | C. RIED | 59.771 | 8:17.934 | 7 | 21:42:40.749 | R. AGUAS | 21:44:10.114 | F. PERRODO | 1:29.365 | 13:32.994 | | |
| 8 | 22:45:11.767 | C. RIED | 22:46:31.146 | W. HENZLER | 1:19.379 | 9:37.313 | 8 | 22:42:42.459 | F. PERRODO | 22:43:43.234 | F. PERRODO | 1:00.775 | 14:33.769 | | |
| 9 | 23:35:35.394 | W. HENZLER | 23:58:14.208 | W. HENZLER | 22:38.814 | 32:16.127 | 9 | 23:35:44.593 | F. PERRODO | 23:39:14.763 | E. COLLARD | 3:30.170 | 18:03.939 | | |
| 10 | 00:49:00.971 | W. HENZLER | 00:50:01.553 | W. HENZLER | 1:00.582 | 33:16.709 | 10 | 00:45:35.932 | E. COLLARD | 00:46:37.403 | E. COLLARD | 1:01.471 | 19:05.410 | | |
| 11 | 00:58:39.818 | W. HENZLER | 02:51:37.099 | J. CAMATHIAS | 1:52:57.281 | 2:26:13.990 | 11 | 02:03:09.063 | E. COLLARD | 02:04:11.345 | E. COLLARD | 1:02.282 | 20:07.692 | | |
| 12 | 03:49:11.203 | J. CAMATHIAS | 03:50:14.416 | J. CAMATHIAS | 1:03.213 | 2:27:17.203 | 12 | 03:00:49.204 | E. COLLARD | 03:02:13.216 | R. AGUAS | 1:24.012 | 21:31.704 | | |
| 13 | 04:43:52.849 | J. CAMATHIAS | 04:45:17.138 | C. RIED | 1:24.289 | 2:28:41.492 | 13 | 03:58:22.306 | R. AGUAS | 03:59:32.809 | R. AGUAS | 1:10.503 | 22:42.207 | | |
| 14 | 05:42:46.075 | C. RIED | 05:43:48.016 | C. RIED | 1:01.941 | 2:29:43.433 | 14 | 04:55:51.462 | R. AGUAS | 04:56:53.872 | R. AGUAS | 1:02.410 | 23:44.617 | | |
| 15 | 06:37:25.326 | C. RIED | 06:38:47.815 | W. HENZLER | 1:22.489 | 2:31:05.922 | 15 | 05:53:00.887 | R. AGUAS | 05:54:27.163 | E. COLLARD | 1:26.276 | 25:10.893 | | |
| 16 | 07:52:09.262 | W. HENZLER | 07:53:10.540 | W. HENZLER | 1:01.278 | 2:32:07.200 | 16 | 06:51:38.559 | E. COLLARD | 06:52:41.604 | E. COLLARD | 1:03.045 | 26:13.938 | | |
| 17 | 08:49:08.745 | W. HENZLER | 08:50:30.596 | J. CAMATHIAS | 1:21.851 | 2:33:29.051 | 17 | 08:09:15.845 | E. COLLARD | 08:10:38.526 | F. PERRODO | 1:22.681 | 27:36.619 | | |
| 18 | 09:44:09.794 | J. CAMATHIAS | 09:45:10.945 | J. CAMATHIAS | 1:01.151 | 2:34:30.202 | 18 | 09:07:14.668 | F. PERRODO | 09:08:23.902 | F. PERRODO | 1:09.234 | 28:45.853 | | |
| 19 | 10:37:41.838 | J. CAMATHIAS | 10:38:42.161 | J. CAMATHIAS | 1:00.323 | 2:35:30.525 | 19 | 10:05:23.403 | F. PERRODO | 10:06:45.863 | R. AGUAS | 1:22.460 | 30:08.313 | | |
| 20 | 11:23:47.538 | J. CAMATHIAS | 11:25:05.810 | C. RIED | 1:18.272 | 2:36:48.797 | 20 | 11:02:49.035 | R. AGUAS | 11:03:49.731 | R. AGUAS | 1:00.696 | 31:09.009 | | |
| 21 | 12:24:38.971 | C. RIED | 12:25:40.191 | C. RIED | 1:01.220 | 2:37:50.017 | 21 | 12:01:07.821 | R. AGUAS | 12:02:09.327 | R. AGUAS | 1:01.506 | 32:10.515 | | |
| 22 | 13:23:11.499 | C. RIED | 13:24:26.288 | C. RIED | 1:14.789 | 2:39:04.806 | 22 | 12:58:40.344 | R. AGUAS | 13:00:03.707 | E. COLLARD | 1:23.363 | 33:33.878 | | |
| 23 | 14:12:26.977 | C. RIED | 14:13:43.273 | W. HENZLER | 1:16.296 | 2:40:21.102 | 23 | 13:57:39.785 | E. COLLARD | 13:58:40.213 | E. COLLARD | 1:00.428 | 34:34.306 | | |
| | | | | | | | 24 | 14:46:53.513 | E. COLLARD | 14:47:39.752 | E. COLLARD | 46.239 | 35:20.545 | | |





FIA WEC

84^e Edition des 24 Heures du Mans

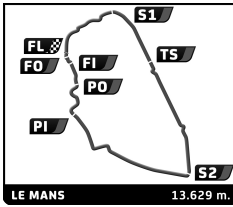
Race

Pit Stop Analysis



| Nr. | In Time | In Driver | Out Time | Out Driver | Pit Time | T. Pit Time | Nr. | In Time | In Driver | Out Time | Out Driver | Pit Time | T. Pit Time | | |
|-----------|--|---------------|--------------|---------------|-------------|-------------|-----------|---|--|--------------|----------------------|-----------|-------------|-----------|----------|
| 84 | SRT41 By OAK Racing Morgan LMP2 - Nissan | | | | | | CDNT | 19 | 09:14:44.858 | B. BARKER | 09:16:08.780 | B. BARKER | 1:23.922 | 32:10.171 | |
| 1 | 15:45:59.771 | C. TINSEAU | 15:47:32.419 | C. TINSEAU | 1:32.648 | 1:32.648 | 20 | 10:12:51.094 | B. BARKER | 10:14:23.220 | B. BARKER | 1:32.126 | 33:42.297 | | |
| 2 | 16:30:50.623 | C. TINSEAU | 16:32:24.436 | C. TINSEAU | 1:33.813 | 3:06.461 | 21 | 10:58:17.562 | B. BARKER | 10:59:41.799 | M. WAINWRIGHT | 1:24.237 | 35:06.534 | | |
| 3 | 17:14:20.648 | C. TINSEAU | 17:18:07.914 | F. SAUSSET | 3:47.266 | 6:53.727 | 22 | 11:59:49.597 | M. WAINWRIGHT | 12:01:14.484 | A. CARROLL | 1:24.887 | 36:31.421 | | |
| 4 | 18:03:49.006 | F. SAUSSET | 18:06:43.346 | J. BOUVET | 2:54.340 | 9:48.067 | 23 | 12:57:44.526 | A. CARROLL | 12:58:52.032 | A. CARROLL | 1:07.506 | 37:38.927 | | |
| 5 | 18:49:36.382 | J. BOUVET | 18:50:42.999 | J. BOUVET | 1:06.617 | 10:54.684 | 24 | 13:56:48.393 | A. CARROLL | 13:58:14.446 | B. BARKER | 1:26.053 | 39:04.980 | | |
| 6 | 19:35:46.937 | J. BOUVET | 19:37:39.034 | C. TINSEAU | 1:52.097 | 12:46.781 | 25 | 14:22:31.049 | B. BARKER | 14:23:22.805 | B. BARKER | 51.756 | 39:56.736 | | |
| 7 | 20:20:17.107 | C. TINSEAU | 20:24:05.845 | F. SAUSSET | 3:48.738 | 16:35.519 | 88 | Abu Dhabi-Proton Racing Porsche 911 RSR | | | | | | LMGTE Am | |
| 8 | 21:09:23.461 | F. SAUSSET | 21:12:14.505 | C. TINSEAU | 2:51.044 | 19:26.563 | 1 | 16:06:03.219 | P. LONG | 16:07:16.399 | P. LONG | 1:13.180 | 1:13.180 | | |
| 9 | 21:56:08.853 | C. TINSEAU | 21:57:41.706 | J. BOUVET | 1:32.853 | 20:59.416 | 2 | 17:07:40.691 | P. LONG | 17:08:44.661 | P. LONG | 1:03.970 | 2:17.150 | | |
| 10 | 22:37:51.881 | J. BOUVET | 22:38:54.462 | J. BOUVET | 1:02.581 | 22:01.997 | 3 | 18:04:55.137 | P. LONG | 18:06:19.991 | D. HENHEIMER HANSSON | 1:24.854 | 3:42.004 | | |
| 11 | 23:21:47.533 | J. BOUVET | 23:26:04.768 | F. SAUSSET | 4:17.235 | 26:19.232 | 4 | 19:03:12.716 | D. HENHEIMER HANSSON | 19:04:15.149 | D. HENHEIMER HANSSON | 1:02.433 | 4:44.437 | | |
| 12 | 00:26:11.569 | F. SAUSSET | 00:29:01.752 | C. TINSEAU | 2:50.183 | 29:09.415 | 5 | 20:01:56.289 | D. HENHEIMER HANSSON | 20:03:19.172 | K. AL QUBAISAI | 1:22.883 | 6:07.320 | | |
| 13 | 01:18:12.991 | C. TINSEAU | 01:20:38.211 | C. TINSEAU | 2:25.220 | 31:34.635 | 6 | 21:05:39.602 | K. AL QUBAISAI | 21:06:42.821 | K. AL QUBAISAI | 1:03.219 | 7:10.539 | | |
| 14 | 02:06:03.151 | C. TINSEAU | 02:07:12.184 | C. TINSEAU | 1:09.033 | 32:43.668 | 7 | 22:10:56.061 | K. AL QUBAISAI | 22:12:20.724 | P. LONG | 1:24.663 | 8:35.202 | | |
| 15 | 02:49:36.807 | C. TINSEAU | 04:00:56.676 | J. BOUVET | 1:11:19.869 | 1:44:03.537 | 8 | 23:10:18.749 | P. LONG | 23:11:19.882 | P. LONG | 1:01.133 | 9:36.335 | | |
| 16 | 04:44:22.339 | J. BOUVET | 04:45:48.233 | J. BOUVET | 1:25.894 | 1:45:29.431 | 9 | 00:26:19.215 | P. LONG | 00:27:46.004 | D. HENHEIMER HANSSON | 1:26.789 | 11:03.124 | | |
| 17 | 05:28:30.618 | J. BOUVET | 05:29:35.363 | J. BOUVET | 1:04.745 | 1:46:34.176 | 10 | 01:41:18.134 | D. HENHEIMER HANSSON | 01:42:20.254 | D. HENHEIMER HANSSON | 1:02.120 | 12:05.244 | | |
| 18 | 06:12:37.971 | J. BOUVET | 06:14:34.212 | C. TINSEAU | 1:56.241 | 1:48:30.417 | 11 | 02:39:48.545 | D. HENHEIMER HANSSON | 02:41:13.301 | K. AL QUBAISAI | 1:24.756 | 13:30.000 | | |
| 19 | 06:56:45.609 | C. TINSEAU | 06:57:52.254 | C. TINSEAU | 1:06.645 | 1:49:37.062 | 12 | 03:43:41.062 | K. AL QUBAISAI | 03:44:45.522 | K. AL QUBAISAI | 1:04.460 | 14:34.460 | | |
| 20 | 07:49:08.799 | C. TINSEAU | 07:50:14.756 | C. TINSEAU | 1:05.957 | 1:50:43.019 | 13 | 04:47:51.757 | K. AL QUBAISAI | 04:49:17.138 | P. LONG | 1:25.381 | 15:59.841 | | |
| 21 | 08:32:24.992 | C. TINSEAU | 08:36:32.814 | F. SAUSSET | 4:07.822 | 1:54:50.841 | 14 | 05:46:06.861 | P. LONG | 05:47:16.441 | P. LONG | 1:09.580 | 17:09.421 | | |
| 22 | 09:22:01.410 | F. SAUSSET | 09:25:10.536 | J. BOUVET | 3:09.126 | 1:57:59.967 | 15 | 06:44:13.563 | P. LONG | 06:45:39.642 | D. HENHEIMER HANSSON | 1:26.079 | 18:35.500 | | |
| 23 | 09:52:47.145 | J. BOUVET | 09:54:02.709 | J. BOUVET | 1:15.564 | 1:59:15.531 | 16 | 07:59:05.024 | D. HENHEIMER HANSSON | 08:00:06.736 | D. HENHEIMER HANSSON | 1:01.712 | 19:37.212 | | |
| 24 | 10:36:01.339 | J. BOUVET | 10:37:12.081 | J. BOUVET | 1:10.742 | 2:00:26.273 | 17 | 08:56:22.777 | D. HENHEIMER HANSSON | 08:57:47.913 | K. AL QUBAISAI | 1:25.136 | 21:02.348 | | |
| 25 | 11:19:36.099 | J. BOUVET | 11:23:33.569 | F. SAUSSET | 3:57.470 | 2:04:23.743 | 18 | 09:59:49.544 | K. AL QUBAISAI | 10:00:53.601 | K. AL QUBAISAI | 1:04.057 | 22:06.405 | | |
| 26 | 11:58:54.624 | F. SAUSSET | 12:01:38.120 | C. TINSEAU | 2:43.496 | 2:07:07.239 | 19 | 10:49:20.280 | K. AL QUBAISAI | 10:50:42.094 | P. LONG | 1:21.814 | 23:28.219 | | |
| 27 | 12:40:36.674 | C. TINSEAU | 12:41:46.680 | C. TINSEAU | 1:10.006 | 2:08:17.245 | 20 | 11:48:22.865 | P. LONG | 11:49:24.791 | P. LONG | 1:01.926 | 24:30.145 | | |
| 28 | 13:24:03.368 | C. TINSEAU | 13:25:32.465 | C. TINSEAU | 1:29.097 | 2:09:46.342 | 21 | 12:49:45.605 | P. LONG | 12:51:10.513 | D. HENHEIMER HANSSON | 1:24.908 | 25:55.053 | | |
| 29 | 14:09:57.804 | C. TINSEAU | 14:11:47.406 | J. BOUVET | 1:49.602 | 2:11:35.944 | 22 | 13:49:04.132 | D. HENHEIMER HANSSON | 13:50:05.408 | D. HENHEIMER HANSSON | 1:01.276 | 26:56.329 | | |
| 30 | 14:42:58.001 | J. BOUVET | 14:46:30.235 | F. SAUSSET | 3:32.234 | 2:15:08.178 | 23 | 14:47:54.905 | D. HENHEIMER HANSSON | 14:48:41.592 | D. HENHEIMER HANSSON | 46.687 | 27:43.016 | | |
| 86 | Gulf Racing Porsche 911 RSR | | | | | | LMGTE Am | 89 | Proton Competition Porsche 911 RSR | | | | | | LMGTE Am |
| 1 | 16:06:12.039 | A. CARROLL | 16:07:29.663 | A. CARROLL | 1:17.624 | 1:17.624 | 1 | 15:52:40.481 | L. KEEN | 15:53:51.376 | L. KEEN | 1:10.895 | 1:10.895 | | |
| 2 | 17:00:37.432 | A. CARROLL | 17:02:02.906 | B. BARKER | 1:25.474 | 2:43.098 | 2 | 16:52:02.962 | L. KEEN | 16:53:34.919 | L. KEEN | 1:31.957 | 2:42.852 | | |
| 3 | 17:58:20.863 | B. BARKER | 17:59:43.715 | B. BARKER | 1:22.852 | 4:05.950 | 3 | 17:50:19.583 | L. KEEN | 17:51:47.699 | M. MILLER | 1:28.116 | 4:10.968 | | |
| 4 | 18:56:08.929 | B. BARKER | 18:58:39.414 | M. WAINWRIGHT | 2:30.485 | 6:36.435 | 4 | 18:48:43.714 | M. MILLER | 18:49:46.597 | M. MILLER | 1:02.883 | 5:13.851 | | |
| 5 | 20:00:32.755 | M. WAINWRIGHT | 20:02:04.062 | M. WAINWRIGHT | 1:31.307 | 8:07.742 | 91 | Porsche Motorsport Porsche 911 RSR (2016) | | | | | | LMGTE Pro | |
| 6 | 21:01:41.361 | M. WAINWRIGHT | 21:03:06.642 | A. CARROLL | 1:25.281 | 9:33.023 | 1 | 16:09:44.018 | P. PILET | 16:11:02.520 | P. PILET | 1:18.502 | 1:18.502 | | |
| 7 | 22:01:53.505 | A. CARROLL | 22:03:34.415 | M. WAINWRIGHT | 1:40.910 | 11:13.933 | 2 | 17:06:28.837 | P. PILET | 17:07:50.615 | N. TANDY | 1:21.778 | 2:40.280 | | |
| 8 | 23:03:41.541 | M. WAINWRIGHT | 23:05:26.282 | A. CARROLL | 1:44.741 | 12:58.674 | 3 | 18:02:53.553 | N. TANDY | 18:04:00.692 | N. TANDY | 1:07.139 | 3:47.419 | | |
| 9 | 00:16:42.283 | A. CARROLL | 00:18:14.433 | B. BARKER | 1:32.150 | 14:30.824 | 4 | 18:47:15.459 | N. TANDY | 18:53:37.602 | K. ESTRE | 6:22.143 | 10:09.562 | | |
| 10 | 01:06:58.467 | B. BARKER | 01:09:58.392 | B. BARKER | 2:59.925 | 17:30.749 | 5 | 19:50:53.524 | K. ESTRE | 19:52:04.316 | K. ESTRE | 1:10.792 | 11:20.354 | | |
| 11 | 02:16:39.960 | B. BARKER | 02:17:55.923 | B. BARKER | 1:15.963 | 18:46.712 | 6 | 20:43:37.229 | K. ESTRE | 20:44:59.141 | P. PILET | 1:21.912 | 12:42.266 | | |
| 12 | 03:14:30.685 | B. BARKER | 03:15:58.686 | A. CARROLL | 1:28.001 | 20:14.713 | 7 | 21:37:29.648 | P. PILET | 21:38:34.022 | P. PILET | 1:04.374 | 13:46.640 | | |
| 13 | 04:12:13.964 | A. CARROLL | 04:13:25.564 | A. CARROLL | 1:11.600 | 21:26.313 | 8 | 22:35:59.229 | P. PILET | 22:37:21.167 | N. TANDY | 1:21.938 | 15:08.578 | | |
| 14 | 05:11:01.323 | A. CARROLL | 05:12:29.150 | A. CARROLL | 1:27.827 | 22:54.140 | 9 | 23:28:49.734 | N. TANDY | 23:29:53.995 | N. TANDY | 1:04.261 | 16:12.839 | | |
| 15 | 06:09:17.596 | A. CARROLL | 06:10:46.813 | M. WAINWRIGHT | 1:29.217 | 24:23.357 | 10 | 00:38:50.492 | N. TANDY | 00:40:11.981 | K. ESTRE | 1:21.489 | 17:34.328 | | |
| 16 | 07:09:57.962 | M. WAINWRIGHT | 07:11:22.981 | M. WAINWRIGHT | 1:25.019 | 25:48.376 | | | | | | | | | |
| 17 | 07:30:55.915 | M. WAINWRIGHT | 07:34:37.146 | M. WAINWRIGHT | 3:41.231 | 29:29.607 | | | | | | | | | |
| 18 | 08:17:32.124 | M. WAINWRIGHT | 08:18:48.766 | B. BARKER | 1:16.642 | 30:46.249 | | | | | | | | | |





FIA WEC

84^e Edition des 24 Heures du Mans

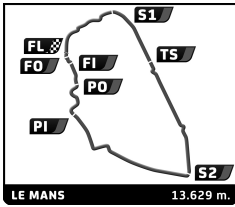
Race

Pit Stop Analysis



| Nr. | In Time | In Driver | Out Time | Out Driver | Pit Time | T. Pit Time | Nr. | In Time | In Driver | Out Time | Out Driver | Pit Time | T. Pit Time | | |
|-----------|---|----------------|--------------|----------------|-----------|-------------|-----------|--------------|---|--------------|---------------|----------|-------------|-----------|----------|
| 92 | Porsche Motorsport Porsche 911 RSR (2016) | | | | | | LMGTE Pro | 11 | 01:26:01.711 | F. REES | 01:27:26.011 | J. ADAM | 1:24.300 | 14:19.278 | |
| 1 | 16:05:26.913 | F. MAKOWIECKI | 16:06:34.900 | F. MAKOWIECKI | 1:07.987 | 1:07.987 | 12 | 02:24:00.133 | J. ADAM | 02:25:20.352 | J. ADAM | 1:20.219 | 15:39.497 | | |
| 2 | 17:02:12.545 | F. MAKOWIECKI | 17:03:40.112 | E. BAMBER | 1:27.567 | 2:35.554 | 13 | 03:21:21.815 | J. ADAM | 03:22:48.008 | R. STANAWAY | 1:26.193 | 17:05.690 | | |
| 3 | 17:58:58.036 | E. BAMBER | 18:00:06.842 | E. BAMBER | 1:08.806 | 3:44.360 | 14 | 04:18:12.649 | R. STANAWAY | 04:19:22.965 | R. STANAWAY | 1:10.316 | 18:16.006 | | |
| 4 | 18:55:23.514 | E. BAMBER | 18:56:44.704 | J. BERGMEISTER | 1:21.190 | 5:05.550 | 15 | 05:15:46.598 | R. STANAWAY | 05:17:13.930 | F. REES | 1:27.332 | 19:43.338 | | |
| 5 | 19:50:45.561 | J. BERGMEISTER | 20:04:33.892 | F. MAKOWIECKI | 13:48.331 | 18:53.881 | 16 | 06:13:14.573 | F. REES | 06:14:25.184 | F. REES | 1:10.611 | 20:53.949 | | |
| 6 | 20:59:53.572 | F. MAKOWIECKI | 21:00:59.731 | F. MAKOWIECKI | 1:06.159 | 20:00.040 | 17 | 06:58:17.557 | F. REES | 07:00:46.109 | J. ADAM | 2:28.552 | 23:22.501 | | |
| 7 | 21:58:49.409 | F. MAKOWIECKI | 22:00:13.747 | E. BAMBER | 1:24.338 | 21:24.378 | 18 | 08:12:53.889 | J. ADAM | 08:14:03.870 | J. ADAM | 1:09.981 | 24:32.482 | | |
| 8 | 22:11:55.419 | E. BAMBER | 23:06:24.166 | E. BAMBER | 54:28.747 | 1:15:53.125 | 19 | 09:09:27.664 | J. ADAM | 09:10:54.368 | R. STANAWAY | 1:26.704 | 25:59.186 | | |
| 9 | 23:10:32.809 | E. BAMBER | 23:16:39.709 | E. BAMBER | 6:06.900 | 1:22:00.025 | 20 | 10:07:05.811 | R. STANAWAY | 10:08:15.093 | R. STANAWAY | 1:09.282 | 27:08.468 | | |
| 10 | 00:22:24.648 | E. BAMBER | 00:23:29.050 | E. BAMBER | 1:04.402 | 1:23:04.427 | 21 | 11:03:43.904 | R. STANAWAY | 11:05:09.386 | F. REES | 1:25.482 | 28:33.950 | | |
| 11 | 01:34:05.296 | E. BAMBER | 01:35:31.670 | J. BERGMEISTER | 1:26.374 | 1:24:30.801 | 22 | 12:01:15.881 | F. REES | 12:02:43.737 | F. REES | 1:27.856 | 30:01.806 | | |
| | | | | | | | 23 | 12:58:30.754 | F. REES | 12:59:58.761 | J. ADAM | 1:28.007 | 31:29.813 | | |
| | | | | | | | 24 | 13:56:53.034 | J. ADAM | 13:58:18.360 | J. ADAM | 1:25.326 | 32:55.139 | | |
| | | | | | | | 25 | 14:26:16.293 | J. ADAM | 14:27:06.061 | J. ADAM | 49.768 | 33:44.907 | | |
| 95 | Aston Martin Racing Aston Martin Vantage | | | | | | LMGTE Pro | 98 | Aston Martin Racing Aston Martin V8 Vantage | | | | | | LMGTE Am |
| 1 | 16:01:36.921 | D. TURNER | 16:02:57.762 | D. TURNER | 1:20.841 | 1:20.841 | 1 | 15:57:21.786 | P. LAMY | 15:58:33.746 | P. LAMY | 1:11.960 | 1:11.960 | | |
| 2 | 16:58:56.683 | D. TURNER | 17:00:23.021 | N. THIIIM | 1:26.338 | 2:47.179 | 2 | 16:15:28.039 | P. LAMY | 16:16:33.162 | P. LAMY | 1:05.123 | 2:17.083 | | |
| 3 | 17:55:30.435 | N. THIIIM | 17:56:38.928 | N. THIIIM | 1:08.493 | 3:55.672 | 3 | 17:13:16.143 | P. LAMY | 17:14:41.559 | P. DALLA LANA | 1:25.416 | 3:42.499 | | |
| 4 | 18:51:38.264 | N. THIIIM | 18:53:12.298 | M. SØRENSEN | 1:34.034 | 5:29.706 | 4 | 18:11:32.012 | P. DALLA LANA | 18:12:37.267 | P. DALLA LANA | 1:05.255 | 4:47.754 | | |
| 5 | 19:50:22.630 | M. SØRENSEN | 19:51:33.509 | M. SØRENSEN | 1:10.879 | 6:40.585 | 5 | 19:10:17.113 | P. DALLA LANA | 19:11:41.539 | M. LAUDA | 1:24.426 | 6:12.180 | | |
| 6 | 20:47:01.613 | M. SØRENSEN | 20:48:27.818 | D. TURNER | 1:26.205 | 8:06.790 | 6 | 20:09:01.585 | M. LAUDA | 20:10:07.711 | M. LAUDA | 1:06.126 | 7:18.306 | | |
| 7 | 21:45:36.500 | D. TURNER | 21:46:44.725 | D. TURNER | 1:08.225 | 9:15.015 | 7 | 21:07:20.098 | M. LAUDA | 21:08:45.074 | P. LAMY | 1:24.976 | 8:43.282 | | |
| 8 | 22:43:52.385 | D. TURNER | 22:45:16.476 | N. THIIIM | 1:24.091 | 10:39.106 | 8 | 22:07:11.984 | P. LAMY | 22:08:17.441 | P. LAMY | 1:05.457 | 9:48.739 | | |
| 9 | 23:50:13.681 | N. THIIIM | 23:52:43.661 | N. THIIIM | 2:29.980 | 13:09.086 | 9 | 23:06:12.812 | P. LAMY | 23:07:50.193 | P. DALLA LANA | 1:37.381 | 11:26.120 | | |
| 10 | 00:48:18.639 | N. THIIIM | 00:49:28.512 | N. THIIIM | 1:09.873 | 14:18.959 | 10 | 23:32:32.279 | P. DALLA LANA | 23:40:54.470 | P. DALLA LANA | 8:22.191 | 19:48.311 | | |
| 11 | 02:05:16.881 | N. THIIIM | 02:06:48.325 | M. SØRENSEN | 1:31.444 | 15:50.403 | 11 | 00:43:58.869 | P. DALLA LANA | 00:45:05.546 | P. DALLA LANA | 1:06.677 | 20:54.988 | | |
| 12 | 03:02:33.115 | M. SØRENSEN | 03:03:44.281 | M. SØRENSEN | 1:11.166 | 17:01.569 | 12 | 01:24:49.358 | P. DALLA LANA | 01:26:05.865 | M. LAUDA | 1:16.507 | 22:11.495 | | |
| 13 | 03:58:53.581 | M. SØRENSEN | 04:00:25.813 | D. TURNER | 1:32.232 | 18:33.801 | 13 | 02:23:52.271 | M. LAUDA | 02:24:51.546 | M. LAUDA | 59.275 | 23:10.770 | | |
| 14 | 04:56:23.786 | D. TURNER | 04:57:32.656 | D. TURNER | 1:08.870 | 19:42.671 | 14 | 02:45:16.466 | M. LAUDA | 02:46:24.984 | M. LAUDA | 1:08.518 | 24:19.288 | | |
| 15 | 05:52:53.898 | D. TURNER | 05:54:19.269 | N. THIIIM | 1:25.371 | 21:08.042 | 15 | 03:45:12.347 | M. LAUDA | 03:46:38.458 | P. LAMY | 1:26.111 | 25:45.399 | | |
| 16 | 06:49:36.988 | N. THIIIM | 06:50:46.765 | N. THIIIM | 1:09.777 | 22:17.819 | 16 | 03:54:51.665 | P. LAMY | 03:56:29.104 | P. LAMY | 1:37.439 | 27:22.838 | | |
| 17 | 08:06:31.183 | N. THIIIM | 08:09:07.364 | M. SØRENSEN | 2:36.181 | 24:54.000 | 17 | 04:45:33.416 | P. LAMY | 04:46:40.000 | P. LAMY | 1:06.584 | 28:29.422 | | |
| 18 | 09:03:54.028 | M. SØRENSEN | 09:05:25.807 | M. SØRENSEN | 1:31.779 | 26:25.779 | 18 | 05:42:51.614 | P. LAMY | 05:44:37.846 | P. DALLA LANA | 1:46.232 | 30:15.654 | | |
| 19 | 10:01:02.710 | M. SØRENSEN | 10:02:30.998 | D. TURNER | 1:28.288 | 27:54.067 | 19 | 06:42:55.018 | P. DALLA LANA | 06:44:06.243 | P. DALLA LANA | 1:11.225 | 31:26.879 | | |
| 20 | 10:57:22.329 | D. TURNER | 10:58:31.669 | D. TURNER | 1:09.340 | 29:03.407 | 20 | 07:23:13.755 | P. DALLA LANA | 07:24:31.519 | M. LAUDA | 1:17.764 | 32:44.643 | | |
| 21 | 11:46:37.398 | D. TURNER | 11:48:14.765 | N. THIIIM | 1:37.367 | 30:40.774 | 21 | 07:50:53.283 | M. LAUDA | 07:51:25.619 | M. LAUDA | 32.336 | 33:16.979 | | |
| 22 | 12:43:32.569 | N. THIIIM | 12:45:01.440 | N. THIIIM | 1:28.871 | 32:09.645 | 22 | 08:36:03.325 | M. LAUDA | 08:37:09.361 | M. LAUDA | 1:06.036 | 34:23.015 | | |
| 23 | 13:40:47.028 | N. THIIIM | 13:42:17.856 | M. SØRENSEN | 1:30.828 | 33:40.473 | 23 | 09:29:22.879 | M. LAUDA | 09:30:49.991 | P. LAMY | 1:27.112 | 35:50.127 | | |
| 24 | 14:22:57.765 | M. SØRENSEN | 14:23:57.948 | M. SØRENSEN | 1:00.183 | 34:40.656 | 24 | 10:27:45.452 | P. LAMY | 10:28:53.120 | P. LAMY | 1:07.668 | 36:57.795 | | |
| | | | | | | | 25 | 11:06:19.340 | P. LAMY | 11:11:19.531 | P. DALLA LANA | 5:00.191 | 41:57.986 | | |
| | | | | | | | 26 | 11:41:27.758 | P. DALLA LANA | 11:42:42.580 | M. LAUDA | 1:14.822 | 43:12.808 | | |
| 97 | Aston Martin Racing Aston Martin Vantage | | | | | | LMGTE Pro | 99 | Aston Martin Racing Aston Martin V8 Vantage | | | | | | LMGTE Am |
| 1 | 15:57:12.843 | R. STANAWAY | 15:58:22.492 | R. STANAWAY | 1:09.649 | 1:09.649 | 1 | 16:16:10.842 | G. HIRSCH | 16:17:27.492 | G. HIRSCH | 1:16.650 | 1:16.650 | | |
| 2 | 16:15:06.742 | R. STANAWAY | 16:16:20.003 | R. STANAWAY | 1:13.261 | 2:22.910 | 2 | 17:11:07.344 | G. HIRSCH | 17:12:51.707 | A. HOWARD | 1:44.363 | 3:01.013 | | |
| 3 | 17:12:05.222 | R. STANAWAY | 17:13:46.478 | F. REES | 1:41.256 | 4:04.166 | 3 | 18:11:49.980 | A. HOWARD | 18:12:55.630 | A. HOWARD | 1:05.650 | 4:06.663 | | |
| 4 | 18:09:15.434 | F. REES | 18:10:23.701 | F. REES | 1:08.267 | 5:12.433 | 4 | 18:59:36.361 | A. HOWARD | 19:05:03.868 | L. GRIFFIN | 5:27.507 | 9:34.170 | | |
| 5 | 19:06:23.210 | F. REES | 19:07:47.944 | J. ADAM | 1:24.734 | 6:37.167 | 5 | 20:05:28.196 | L. GRIFFIN | 20:06:34.203 | L. GRIFFIN | 1:06.007 | 10:40.177 | | |
| 6 | 20:04:17.164 | J. ADAM | 20:05:24.784 | J. ADAM | 1:07.620 | 7:44.787 | 6 | 21:05:18.639 | L. GRIFFIN | 21:06:56.777 | G. HIRSCH | 1:38.138 | 12:18.315 | | |
| 7 | 21:01:21.817 | J. ADAM | 21:02:46.641 | R. STANAWAY | 1:24.824 | 9:09.611 | 7 | 21:51:56.572 | G. HIRSCH | 21:52:53.118 | G. HIRSCH | 56.546 | 13:14.861 | | |
| 8 | 21:59:29.756 | R. STANAWAY | 22:00:37.446 | R. STANAWAY | 1:07.690 | 10:17.301 | | | | | | | | | |
| 9 | 22:57:34.888 | R. STANAWAY | 22:59:04.182 | F. REES | 1:29.294 | 11:46.595 | | | | | | | | | |
| 10 | 00:09:20.868 | F. REES | 00:10:29.251 | F. REES | 1:08.383 | 12:54.978 | | | | | | | | | |





FIA WEC

84^e Edition des 24 Heures du Mans

Race

Pit Stop Analysis



| Nr. | In Time | In Driver | Out Time | Out Driver | Pit Time | T. Pit Time | Nr. | In Time | In Driver | Out Time | Out Driver | Pit Time | T. Pit Time |
|-----|--------------|------------|--------------|------------|----------|-------------|-----|---------|-----------|----------|------------|----------|-------------|
| 8 | 22:47:19.355 | G. HIRSCH | 22:48:56.160 | A. HOWARD | 1:36.805 | 14:51.666 | | | | | | | |
| 9 | 00:02:19.201 | A. HOWARD | 00:03:50.747 | L. GRIFFIN | 1:31.546 | 16:23.212 | | | | | | | |
| 10 | 01:09:32.607 | L. GRIFFIN | 01:12:15.210 | L. GRIFFIN | 2:42.603 | 19:05.815 | | | | | | | |
| 11 | 02:22:40.690 | L. GRIFFIN | 02:24:27.198 | G. HIRSCH | 1:46.508 | 20:52.323 | | | | | | | |
| 12 | 03:18:18.886 | G. HIRSCH | 03:19:25.760 | G. HIRSCH | 1:06.874 | 21:59.197 | | | | | | | |
| 13 | 04:12:11.323 | G. HIRSCH | 04:13:45.208 | A. HOWARD | 1:33.885 | 23:33.082 | | | | | | | |
| 14 | 05:13:50.675 | A. HOWARD | 05:15:33.742 | L. GRIFFIN | 1:43.067 | 25:16.149 | | | | | | | |
| 15 | 06:15:29.267 | L. GRIFFIN | 06:16:36.937 | L. GRIFFIN | 1:07.670 | 26:23.819 | | | | | | | |
| 16 | 06:25:04.473 | L. GRIFFIN | 06:26:12.409 | L. GRIFFIN | 1:07.936 | 27:31.755 | | | | | | | |
| 17 | 07:27:59.645 | L. GRIFFIN | 07:31:33.373 | G. HIRSCH | 3:33.728 | 31:05.483 | | | | | | | |
| 18 | 08:35:15.614 | G. HIRSCH | 08:36:28.102 | G. HIRSCH | 1:12.488 | 32:17.971 | | | | | | | |
| 19 | 09:25:02.128 | G. HIRSCH | 09:26:39.387 | A. HOWARD | 1:37.259 | 33:55.230 | | | | | | | |
| 20 | 10:25:59.286 | A. HOWARD | 10:27:03.913 | A. HOWARD | 1:04.627 | 34:59.857 | | | | | | | |
| 21 | 11:25:44.617 | A. HOWARD | 11:27:31.752 | L. GRIFFIN | 1:47.135 | 36:46.992 | | | | | | | |
| 22 | 12:29:55.698 | L. GRIFFIN | 12:31:50.852 | G. HIRSCH | 1:55.154 | 38:42.146 | | | | | | | |
| 23 | 13:24:19.677 | G. HIRSCH | 13:25:24.055 | G. HIRSCH | 1:04.378 | 39:46.524 | | | | | | | |
| 24 | 14:20:12.351 | G. HIRSCH | 14:21:55.217 | A. HOWARD | 1:42.866 | 41:29.390 | | | | | | | |

