

# ADAC GT Masters

## Result List Race 2

Provisional



Lausitzring, Length: 3478m  
Air temperature: 31.17°C  
Track temperature: 39.25°C  
Weather condition: Dry

**DMSB** Reg. Nr.: 170/2016

Amended  
5.6.2016 - 16:56

Sunday, June 05, 2016 13:08:00

started : 34      classified : 24      not classified : 10

	Drivers	Team	Car	Laps	Total Time	Gap	Kph	Lap	Time	Kph
1	77 J.Gounon(FRA)(J)/D.Keilwitz(DEU)	Callaway Competition(DEU)	Corvette C7 GT3	42	<b>1:02:27.274</b>		140.8	11	1:22.707	151.3
2	69 P.Assenheimer(DEU)(J)/D.Schwager(DEU)	Callaway Competition(DEU)	Corvette C7 GT3	42	<b>1:02:29.897</b>	2.623	140.6	14	1:22.761	151.2
3	29 C.De Phillippi(USA)(J)/C.Mies(DEU)	MontaplastbyLand-Motorsport(DEU)	Audi R8 LMS	42	<b>1:02:36.131</b>	8.857	140.5	11	1:22.569	151.6
4	17 D.Jahn(DEU)/M.Cairolì(ITA)(J)	KÜS TEAM75 Bernhard(DEU)	Porsche 911 GT3 R	42	<b>1:02:39.817</b>	12.543	140.4	12	1:22.598	151.5
5	36 M.Dienst(DEU)(J)/C.Zanella(CHE)	bigFM Racing Team Schütz Motorsport(DEU)	Porsche 911 GT3 R	42	<b>1:02:40.443</b>	13.169	141.0	16	1:23.486	149.9
6	20 J.Krohn(FIN)/L.Deletraz(CHE)	Schubert Motorsport(DEU)	BMW M6 GT3	42	<b>1:02:41.782</b>	14.508	140.4	11	1:23.332	150.2
7	16 L.Stolz(DEU)(J)/M.Bortolotti(ITA)	GRT Grasser-Racing-Team(AUT)	Lamborghini Huracan GT3	42	<b>1:02:52.289</b>	25.015	139.9	11	1:22.616	151.5
8	3 P.Kujala(FIN)(J)/M.Pavlovic(SRB)	Bonaldi Motorsport S.r.L(ITA)	Lamborghini Huracan GT3	42	<b>1:02:52.796</b>	25.522	140.2	17	1:23.343	150.2
9	55 L.Schreier(DEU)(J)/X.Maassen(NLD)	Aust Motorsport(DEU)	Audi R8 LMS	42	<b>1:02:54.724</b>	27.450	140.4	12	1:23.747	149.5
10	31 L.Hezemans(NLD)(J)/B.Said(USA)	Callaway Competition(DEU)	Corvette C7 GT3	42	<b>1:02:55.256</b>	27.982	140.4	13	1:23.509	149.9
11	44 M.Ahlin-Kottulinsky(SWE)(J)/M.Bononomi(ITA)	Aust Motorsport(DEU)	Audi R8 LMS	42	<b>1:03:05.092</b>	37.818	139.7	17	1:23.768	149.4
12	33 C.Frankenhout(NLD)/C.Haase(DEU)	Car Collection Motorsport(DEU)	Audi R8 LMS	42	<b>1:03:08.392</b>	41.118	139.4	12	1:23.077	150.7
13	15 M.Pommer(DEU)/M.Winkelhock(DEU)	Phoenix Racing(DEU)	Audi R8 LMS	42	<b>1:03:24.301</b>	57.027	140.0	11	1:22.863	151.1
14	21 N.Rogivue(CHE)(J)/N.Sylvest(DNK)(J)	Team Zakspeed(DEU)	Mercedes-AMG GT3	42	<b>1:03:24.876</b>	57.602	140.2	11	1:22.956	150.9
15	66 A.Gies(DEU)(J)/E.Lindholm(DEU)(J)	ADACNSA Attempto Racing Team(DEU)	Lamborghini Huracan GT3	42	<b>1:03:26.098</b>	58.824	139.1	16	1:23.412	150.1
16	25 D.Dobitsch(AUT)/E.Sandström(SWE)	kfzteile24 - APR Motorsport(DEU)	Audi R8 LMS	42	<b>1:03:28.151</b>	1:00.877	138.8	11	1:23.217	150.4
17	7 C.Jöns(DEU)/D.Abt(DEU)	Bentley Team Abt(DEU)	Bentley Continental GT3	42	<b>1:03:34.512</b>	1:07.238	139.9	20	1:23.108	150.6
18	28 P.Hoevenaars(NLD)(J)/F.Vervisch(BEL)	MontaplastbyLand-Motorsport(DEU)	Audi R8 LMS	42	<b>1:03:36.173</b>	1:08.899	139.8	13	1:22.950	150.9
19	32 F.Spengler(DEU)/E.Zonzini(SMR)(J)	Bonaldi Motorsport S.r.L(ITA)	Lamborghini Huracan GT3	42	<b>1:03:38.852</b>	1:11.578	138.5	20	1:23.452	150.0
20	19 N.Mackschin(DEU)(J)/C.Hürtgen(DEU)	Schubert Motorsport(DEU)	BMW M6 GT3	42	<b>1:03:44.556</b>	1:17.282	138.6	33	1:24.086	148.9
21	5 N.Siedler(AUT)/J.van Lagen(NLD)	HB Racing WDS Bau(AUT)	Lamborghini Huracan GT3	41	<b>1:01:28.523</b>	1LAPS	141.6	23	1:23.385	150.1
22	50 P.Geipel(DEU)/R.Frey(CHE)	YACO Racing(DEU)	Audi R8 LMS	34	<b>51:38.272</b>	8 LAP	138.6	14	1:23.543	149.8
23	24 F.Stoll(DEU)/R.Frijns(NLD)	kfzteile24 - APR Motorsport(DEU)	Audi R8 LMS	34	<b>52:15.242</b>	8 LAP	138.3	12	1:23.585	149.7
24	1 S.Asch(DEU)/L.Ludwig(DEU)	Team Zakspeed(DEU)	Mercedes-AMG GT3	33	<b>50:33.181</b>	9 LAP	136.7	14	1:22.655	151.4

### Not classified

34	I.Tutumlu Lopez(ESP)/K.van der Linde(ZAF)	Car Collection Motorsport(DEU)	Audi R8 LMS	29	<b>44:57.596</b>	13 LAP	135.3	12	1:23.032	150.7
9	A.Weishaupt(DEU)(T)/J.Lee Pepper(ZAF)(J)	Bentley Team Abt(DEU)	Bentley Continental GT3	27	<b>41:38.699</b>	15 LAP	136.2	10	1:23.123	150.6
11	G.Tweraser(AUT)/N.Pohler(DEU)(J)	GRT Grasser-Racing-Team(AUT)	Lamborghini Huracan GT3	27	<b>42:11.489</b>	15 LAP	136.4	11	1:23.934	149.1
22	S.Feige(DEU)(T)/B.Schothorst(NLD)	MRS GT-Racing(DEU)	Nissan GT-RNISMO GT3	21	<b>33:09.389</b>	21 LAP	133.4	11	1:23.504	149.9
6	K.Snoeks(NLD)/E.Erhardt(DEU)	HB Racing WDS Bau(AUT)	Lamborghini Huracan GT3	12	<b>19:48.241</b>	30 LAP	128.6	10	1:24.052	148.9
8	F.Hamprecht(DEU)(J)/G.Smith(GBR)	Bentley Team Abt(DEU)	Bentley Continental GT3	7	<b>12:26.705</b>	35 LAP	117.4	6	1:40.108	125.0
13	R.Lips(CHE)(T)/S.Barth(DEU)	RWT - Racing team(DEU)	Corvette Z06.R GT3	2	<b>4:01.459</b>	40 LAP	100.3			
99	R.Renauer(DEU)/M.Ragginger(AUT)	Precote Herberth Motorsport(DEU)	Porsche 911 GT3 R							
63	R.Ineichen(CHE)(T)/C.Engelhart(DEU)	GRT Grasser-Racing-Team(AUT)	Lamborghini Huracan GT3							
67	P.Niederhauser(CHE)/D.Zampieri(CHE)	ADACNSA Attempto Racing Team(DEU)	Lamborghini Huracan GT3							

*Fastest lap of the race. Car 29 driver Christopher Mies on lap 11. Time 1:22.569, average speed 151.6 km/h.*

Following stewards decision no. 66, 68, 70 - 30s penalty in exchange drive through for the cars no. 7, 15, 21

Following stewards decision no. 72 - 40s penalty in exchange stop and go penalty 10s for the car no. 28

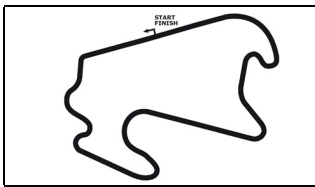
**Subject to final scrutineering!**

Publications Time:

Clerk of the course:

Time Keeping:





# ADAC GT Masters

## Lap Chart Race 2

Provisional

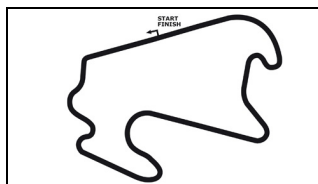


Lausitzring, Length: 3478 m

Sunday 5.June 2016 13:08

LapCha	1	2	3	4	5	6	7	8	9	10	11	12	13	14	15	16	17	18	19	20	21	22	23	24	25	26	27	28	29	30	31	32	33	34	35	36	37	38	39	40	41	42	43	44	45							
LAP 35	77	69	16	29	17	3	36	20	15	7	32	5	55	31	21	28	44	33	19	66	25																															
LAP 36	77	69	16	29	17	3	36	20	15	7	32	5	55	31	21	28	44	33	19	66	25																															
LAP 37	77	69	16	29	17	36	3	20	15	7	32	5	55	31	21	28	44	33	19	66	25																															
LAP 38	77	69	16	29	17	36	20	3	15	7	32	5	55	31	21	28	44	33	19	66	25																															
LAP 39	77	69	16	29	17	36	20	3	15	5	55	21	31	28	32	7	44	33	66	25	19																															
LAP 40	77	69	29	16	17	36	20	3	15	5	55	21	31	28	7	44	33	32	66	25	19																															
LAP 41	77	69	29	17	36	20	3	16	15	5	55	21	31	28	7	44	33	66	25	32	19																															
LAP 42	77	69	29	17	36	20	16	3	15	55	21	31	28	7	44	33	66	25	32	19																																

. - PIT STOP ' - LAP BEHIND



# ADAC GT Masters

## Sector List Race 2

Provisional



Lausitzring, Length: 3478m

Air temperature: 30.96°C

Track temperature: 40.94°C

Weather condition: Dry

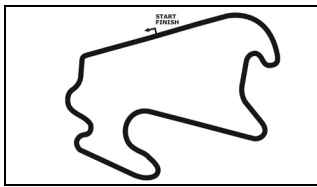
**DMSB** Reg. Nr.: 170/2016

Sunday, June 05, 2016 13:08:00

Lap	Time	SE1	SP1	SE2	SP2	SE3	SP3	TSP	Lap	Time	SE1	SP1	SE2	SP2	SE3	SP3	TSP
<b>1 Asch, DEU / Ludwig, DEU</b>									<b>theoretical besttime: 1:22.551</b>								
1	1:44.334	37.096	172	24.235	201	43.003	149	207	18	1:23.148	27.954	178	21.305	221	33.889	234	242
2	2:00.742	44.965	102	31.143	100	44.634	151	109	19	1:27.051	28.557	177	21.854	219	36.640		243
3	1:49.946	37.263	98	29.634	145	43.049	174	163	20	2:17.932	1:22.513	175	21.386	219	34.033	233	
4	1:47.662	35.643	82	28.956	146	43.063	187	152	21	1:23.115	28.130	176	<b>21.103</b>	<b>221</b>	33.882	231	242
5	1:47.601	36.591	115	30.912	124	40.098	232	141	22	1:22.986	28.007	176	21.274	221	33.705	233	242
6	1:25.446	29.119	175	22.020	216	34.307	232	241	23	1:23.560	28.147	176	21.306	221	34.107	234	242
7	1:24.301	28.546	174	21.759	219	33.996	233	242	24	1:23.332	27.881	177	21.182	221	34.269	231	242
8	1:23.697	28.270	175	21.534	219	33.893	233	243	25	1:30.306	33.863	159	21.790	219	34.653	233	243
9	1:23.368	28.127	176	21.447	221	33.794	233	243	26	1:42.654	29.175	175	29.304	138	44.175	165	243
10	1:23.115	28.011	177	21.404	220	33.700	234	243	27	1:49.641	37.844	90	29.063	151	42.734	229	158
11	1:23.140	28.104	177	21.341	221	33.695	234	243	28	1:25.477	29.001	177	22.027	218	34.449	235	235
12	1:22.915	27.985	177	21.273	221	33.657	234	243	29	1:24.779	28.680	177	21.556	220	34.543	235	244
13	1:22.741	27.834	178	21.252	220	33.655	234	243	30	1:23.958	28.322	178	21.560	221	34.076	236	244
14	<b>1:22.655</b>	27.841	178	21.163	221	<b>33.651</b>	233	243	31	1:23.687	28.093	177	21.508	222	34.086	235	244
15	1:23.196	27.879	176	21.392	221	33.925	233	242	32	1:24.955	28.258	177	21.478	221	35.219	234	<b>245</b>
16	1:22.983	27.956	177	21.277	221	33.750	234	243	33	1:55.750	44.712	139	26.765	173	44.273		243
17	1:23.008	<b>27.797</b>	<b>178</b>	21.263	220	33.948	233	243									

Lap	Time	SE1	SP1	SE2	SP2	SE3	SP3	TSP	Lap	Time	SE1	SP1	SE2	SP2	SE3	SP3	TSP
<b>3 Kujala, FIN / Pavlovic, SRB</b>									<b>theoretical besttime: 1:23.264</b>								
1	1:51.835	39.794	170	24.534	181	47.507	117	208	22	1:24.799	28.680	174	21.972	218	34.147	235	241
2	2:02.618	45.561	101	33.241	139	43.816	130	114	23	1:26.125	28.590	175	21.901	219	35.634		242
3	1:50.144	35.026	83	31.603	105	43.515	120	151	24	2:23.654	1:22.301	176	23.857	156	37.496	235	
4	1:46.140	33.350	77	31.192	144	41.598	178	143	25	1:27.771	28.888	171	23.715	196	35.168	235	241
5	1:43.199	35.946	109	30.466	170	36.787	237	179	26	1:26.882	28.458	175	22.317	217	36.107	156	245
6	1:27.081	30.457	173	22.138	216	34.486	236	243	27	1:43.064	36.553	111	27.729	166	38.782	234	130
7	1:25.580	28.581	175	22.099	218	34.900	<b>238</b>	243	28	1:25.979	29.141	176	21.962	221	34.876	236	244
8	1:24.615	28.553	175	21.981	218	34.081	236	245	29	1:24.489	28.364	176	21.805	221	34.320	237	242
9	1:23.918	28.151	175	21.630	219	34.137	237	243	30	1:24.559	28.309	177	21.808	219	34.442	236	245
10	1:24.144	28.334	175	21.783	219	34.027	236	244	31	1:23.704	27.943	177	21.697	219	34.064	236	243
11	1:23.554	28.145	175	<b>21.501</b>	219	33.908	236	242	32	1:23.719	<b>27.932</b>	<b>176</b>	21.748	219	34.039	236	<b>246</b>
12	1:23.484	27.960	175	21.585	220	33.939	236	243	33	1:24.588	28.608	176	21.875	217	34.105	236	246
13	1:28.883	27.981	175	21.538	219	39.364	235	243	34	1:23.819	28.006	177	21.642	218	34.171	236	245
14	1:23.598	28.089	175	21.577	218	33.932	235	240	35	1:24.044	28.100	176	21.774	219	34.170	236	246
15	1:24.150	28.103	175	21.828	218	34.219	234	241	36	1:24.008	28.123	176	21.747	219	34.138	236	246
16	1:23.564	28.101	175	21.548	218	33.915	236	240	37	1:25.151	28.150	177	21.983	210	35.018	225	245
17	<b>1:23.343</b>	27.953	176	21.559	218	<b>33.831</b>	236	241	38	1:26.666	29.018	169	22.598	211	35.050	224	234
18	1:23.641	28.106	175	21.554	219	33.981	237	242	39	1:25.926	28.694	168	22.110	213	35.122	223	233
19	1:23.749	28.012	175	21.708	219	34.029	236	243	40	1:25.416	28.576	168	22.038	212	34.802	222	232
20	1:23.686	28.100	176	21.628	219	33.958	236	242	41	1:25.816	28.627	168	22.131	212	35.058	222	232
21	1:24.375	28.342	174	21.836	219	34.197	235	242	42	1:27.316	29.007	162	22.477	206	35.832	217	229

Lap	Time	SE1	SP1	SE2	SP2	SE3	SP3	TSP	Lap	Time	SE1	SP1	SE2	SP2	SE3	SP3	TSP
<b>5 Siedler, AUT / van Lagen, NLD</b>									<b>theoretical besttime: 1:22.894</b>								
1	2:32.810	34.858	172	1:20.162	149	37.790	229	196	22	2:28.063	1:32.179	174	21.803	219	34.081	237	
2	1:35.716	30.645	173	22.473	193	42.598	109	223	23	<b>1:23.385</b>	28.084	177	<b>21.375</b>	<b>220</b>	33.926	236	245
3	1:47.980	39.111	78	25.490	123	43.379		128	24	1:32.272	28.097	164	26.075	146	38.100	235	246
4	1:47.013	43.134	172	22.196	148	41.683	136		25	1:29.306	29.940	173	23.182	182	36.184	236	244
5	1:38.022	35.439	98	27.596	189	34.987	237	131	26	1:26.476	29.479	176	22.425	219	34.572	236	244
6	1:26.156	28.536	174	22.349	216	35.271	236	247	27	1:28.445	28.553	176	22.335	195	37.557	238	246
7	1:25.876	29.090	175	22.080	217	34.706	238	245	28	1:26.739	29.054	172	22.261	212	35.424	237	247
8	1:25.572	28.628	175	21.772	219	35.172	239	249	29	1:26.664	30.494	173	21.815	221	34.355	238	244
9	1:24.914	28.917	175	21.810	219	34.187	237	<b>251</b>	30	1:24.609	28.489	176	21.653	221	34.467	239	248
10	1:23.950	28.642	175	21.396	221	33.912	237	242	31	1:24.131	28.531	177	21.597	220	34.003	237	249
11	1:23.421	27.900	175	21.709	220	<b>33.812</b>	239	246	32	1:23.606	28.060	177	21.559	221	33.987	238	247
12	1:23.604	27.922	176	21.652	220	34.030	238	249	33	1:23.760	28.154	177	21.567	222	34.039	240	248
13	1:24.107	27.951	175	21.699	218	34.457	237	247	34	1:24.434	28.168	177	21.592	221	34.674	234	249
14	1:24.115	28.135	176	21.651	218	34.329	236	246	35	1:23.858	28.380	177	21.565	221	33.913	238	244
15	1:24.220	27.848	176	21.594	221	34.778	237	244	36	1:24.353	28.352	177	21.718	220	34.283	238	247
16	1:23.476	<b>27.707</b>	176	21.647	219	34.122	238	246	37	1:24.346	28.255	177	21.709	220	34.382	237	246
17	1:24.256	27.992	174	21.515	219	34.749	238	248	38	1:24.518	28.342	177	21.855	221	34.321	238	247
18	1:23.834	28.360	176	21.460	221	34.014	237	247	39	1:24.965	28.559	177	21.888	220	34.518	235	248
19	1:24.200	28.418	176	21.667	219	34.115	238	245	40	1:24.778	28.095	177	22.072	219	34.611	235	247



# ADAC GT Masters

## Sector List Race 2

Provisional



Lausitzring, Length: 3478m

Air temperature: 30.96°C

Track temperature: 40.94°C

Weather condition: Dry

**DMSB** Reg. Nr.: 170/2016

Sunday, June 05, 2016 13:08:00

Lap	Time	SE1	SP1	SE2	SP2	SE3	SP3	TSP	Lap	Time	SE1	SP1	SE2	SP2	SE3	SP3	TSP
20	1:24.584	28.822	176	21.492	221	34.270	237	247	41	1:25.179	28.883	177	21.696	220	34.600	237	243
21	1:26.810	29.020	175	21.749	221	36.041		247	42		29.779	177	22.513	220			247

### 6 Snoeks, NLD / Erhart, DEU

theoretical besttime: 1:23.957

1	1:58.006	41.734	171	25.994	176	50.278	125	209	7	1:25.613	28.899	175	21.950	217	34.764	237	247
2	2:05.015	46.650	71	33.182	110	45.183	118	145	8	1:25.897	28.709	172	22.520	217	34.668	236	245
3	1:47.750	38.967	79	25.545	96	43.238	109	163	9	1:25.186	28.690	177	22.179	218	34.317	237	247
4	1:46.671	33.864	110	31.095	125	41.712	155	124	10	<b>1:24.052</b>	<b>28.143</b>	<b>176</b>	21.688	220	<b>34.221</b>	<b>238</b>	<b>248</b>
5	1:40.546	35.500	100	29.456	143	35.590	236	147	11	1:24.712	28.152	175	<b>21.593</b>	<b>221</b>	34.967	234	248
6	1:27.519	29.184	174	23.123	215	35.212	236	244	12	1:57.274	29.103	176	21.593	220	1:06.578		245

### 7 Jöns, DEU / Abt, DEU

theoretical besttime: 1:23.108

1	1:55.237	40.803	174	25.743	200	48.691	142	212	22	1:23.629	28.143	177	21.434	220	34.052	236	244
2	2:04.300	46.620	69	32.870	120	44.810	155	132	23	1:25.344	29.122	178	22.050	219	34.172	237	245
3	1:49.062	33.634	100	31.549	104	43.879	104	189	24	1:34.075	28.127	154	26.431	154	39.517	234	248
4	1:46.391	33.135	107	31.578	114	41.678	148	136	25	1:29.583	31.048	171	22.900	219	35.635	235	224
5	1:41.306	35.833	101	29.954	138	35.519	239	163	26	1:26.311	29.511	174	22.317	220	34.483	236	244
6	1:26.376	29.895	176	22.231	220	34.250	<b>240</b>	249	27	1:30.795	29.593	137	24.099	161	37.103	239	245
7	1:25.318	28.780	177	22.250	218	34.288	237	249	28	1:26.297	30.090	174	21.721	222	34.486	237	249
8	1:24.677	29.012	176	21.724	221	33.941	238	244	29	1:25.049	28.882	176	22.008	222	34.159	237	248
9	1:23.589	28.136	177	21.619	221	33.834	238	248	30	1:23.991	28.316	177	21.589	224	34.086	240	247
10	1:24.087	28.168	177	21.613	221	34.306	238	248	31	1:25.440	29.119	179	21.763	221	34.558	238	<b>249</b>
11	1:23.873	28.383	176	21.465	223	34.025	238	248	32	1:26.318	30.198	178	21.587	221	34.533	238	246
12	1:23.771	28.278	177	21.427	223	34.066	238	249	33	1:24.264	28.553	177	21.579	222	34.132	239	247
13	1:23.885	28.313	177	21.501	222	34.071	238	248	34	1:24.921	28.099	177	22.027	218	34.795	238	248
14	1:23.793	28.313	178	21.472	222	34.008	237	248	35	1:23.858	28.073	178	21.554	223	34.231	236	248
15	1:23.847	28.298	178	21.458	222	34.091	237	247	36	1:23.971	28.307	177	21.532	221	34.132	238	244
16	1:24.185	28.295	178	21.726	221	34.164	238	247	37	1:24.315	28.420	178	21.634	221	34.261	236	247
17	1:28.835	28.867	177	21.653	221	38.315		248	38	1:25.230	28.781	177	21.779	220	34.670	236	245
18	2:26.038	1:29.498	177	22.384	212	34.156	237		39	1:35.225	28.504	177	21.799	221	44.922	236	245
19	1:24.268	28.614	177	21.638	219	34.016	236	247	40	1:24.832	28.691	178	21.787	222	34.354	236	247
20	<b>1:23.108</b>	<b>27.959</b>	176	<b>21.416</b>	221	<b>33.733</b>	236	245	41	1:24.835	28.670	179	21.841	221	34.324	237	246
21	1:23.493	28.105	177	21.430	221	33.958	236	245	42	1:26.790	29.238	177	22.098	220	35.454	225	247

### 8 Hamprecht, DEU / Smith, GBR

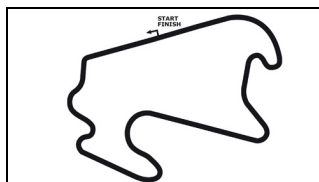
theoretical besttime: 1:32.057

1	1:47.017	37.274	152	25.297	180	44.446	131	209	5	1:46.714	35.863	138	30.568	148	40.283	206	163
2	2:01.797	45.261	89	31.106	149	45.430	142	111	6	<b>1:40.108</b>	37.051	155	24.556	195	<b>38.501</b>	<b>208</b>	213
3	1:50.343	35.969	89	30.284	137	44.090	147	158	7	1:33.535	<b>30.472</b>	<b>163</b>	<b>23.084</b>	<b>203</b>	39.979		<b>216</b>
4	1:47.191	33.949	93	30.185	139	43.057	179	169									

### 9 Weishaupt, DEU / Lee Pepper, ZAF

theoretical besttime: 1:22.937

1	1:49.123	39.261	174	24.624	198	45.238	121	211	15	1:23.960	28.307	176	21.585	222	34.068	237	245
2	2:02.427	45.485	108	31.654	172	45.288	124	115	16	1:23.736	28.146	177	21.527	222	34.063	235	245
3	1:50.340	35.440	82	31.070	111	43.830	136	154	17	1:23.727	28.095	177	21.639	220	33.993	236	246
4	1:46.375	33.516	101	30.883	123	41.976	155	141	18	1:23.745	28.038	177	21.575	221	34.132	235	245
5	1:45.119	36.108	132	30.248	166	38.763	196	162	19	1:23.832	28.180	176	21.616	221	34.036	236	246
6	1:25.960	29.976	176	21.972	220	34.012	237	214	20	1:23.935	28.204	177	21.692	221	34.039	236	246
7	1:24.414	28.915	175	21.783	221	33.716	237	246	21	1:24.187	28.564	176	21.612	221	34.011	236	246
8	1:23.293	28.150	176	21.464	221	<b>33.679</b>	237	247	22	1:27.102	28.512	178	21.844	220	36.746		246
9	1:23.299	27.994	176	21.502	221	33.803	<b>238</b>	247	23	2:34.260	1:36.313	174	22.602	220	35.345	236	
10	<b>1:23.123</b>	<b>27.875</b>	177	<b>21.383</b>	221	33.865	238	247	24	1:28.447	29.063	177	22.563	218	36.821	236	244
11	1:23.280	27.998	177	21.390	222	33.892	236	247	25	1:28.673	30.292	168	22.722	201	35.659	237	237
12	1:23.497	28.118	175	21.418	<b>222</b>	33.961	238	247	26	1:26.901	29.395	176	22.239	220	35.267	236	246
13	1:23.546	28.108	177	21.539	221	33.899	237	<b>248</b>	27	1:38.566	32.422	131	27.549	149	38.595	237	229
14	1:23.832	28.180	177	21.644	220	34.008	236	247	28		40.438	86					247



# ADAC GT Masters



## Sector List Race 2

Provisional

**DMSB** Reg. Nr.: 170/2016

Lausitzring, Length: 3478m

Air temperature: 30.96°C

Track temperature: 40.94°C

Weather condition: Dry

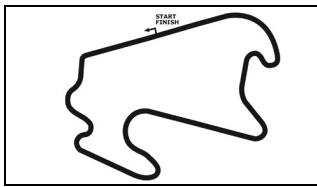
Sunday, June 05, 2016 13:08:00

Lap	Time	SE1	SP1	SE2	SP2	SE3	SP3	TSP	Lap	Time	SE1	SP1	SE2	SP2	SE3	SP3	TSP
<b>11 Tweraser, AUT / Pohler, DEU</b>									<b>theoretical besttime: 1:23.687</b>								
1	1:56.145	41.285	172	25.459	189	49.401	123	210	15	1:24.107	28.139	177	21.793	221	34.175	238	245
2	2:04.396	46.524	68	32.713	117	45.159	147	141	16	1:24.223	28.141	177	21.684	221	34.398	238	<b>249</b>
3	1:48.865	33.735	110	31.518	82	43.612	109	180	17	2:03.024	28.097	177	<b>21.673</b>	<b>220</b>	1:13.254		247
4	1:46.721	33.397	118	31.458	110	41.866	151	130	18	1:42.907	46.515	176	21.951	221	34.441	237	
5	1:40.893	35.281	104	29.846	142	35.766	237	163	19	1:25.680	28.580	176	21.869	221	35.231	235	247
6	1:27.635	29.583	174	23.213	210	34.839	236	246	20	1:25.004	28.568	177	21.947	220	34.489	236	243
7	1:25.424	28.767	176	22.134	217	34.523	236	245	21	1:24.798	28.486	177	21.931	219	34.381	238	244
8	1:26.344	29.301	169	22.619	218	34.424	239	247	22	1:24.505	28.325	177	21.887	219	34.293	238	245
9	1:24.751	28.757	176	21.820	220	34.174	238	247	23	1:25.133	28.467	177	22.014	220	34.652	237	245
10	1:24.102	28.126	175	21.929	221	<b>34.047</b>	238	246	24	1:32.155	28.663	152	26.532	159	36.960	237	246
11	<b>1:23.934</b>	28.137	176	21.728	221	34.069	238	247	25	1:28.765	29.931	174	23.303	218	35.531	224	246
12	1:24.238	<b>27.967</b>	177	21.680	<b>223</b>	34.591	<b>240</b>	248	26	1:26.814	29.629	175	22.203	219	34.982	238	224
13	1:25.989	28.433	175	22.216	219	35.340	232	247	27	1:30.473	29.073	172	23.573	165	37.827	238	245
14	1:24.464	28.391	176	21.745	221	34.328	235	242	28		31.098	158	38.978	85			247

<b>13 Lips, CHE / Barth, DEU</b>									<b>theoretical besttime:</b>								
1	1:56.731	41.889	<b>170</b>	25.043	162	49.799	116	<b>207</b>	3		40.140	50					156
2	2:04.728	46.298	69	32.961	109	45.469	131	132									

<b>15 Pommer, DEU / Winkelhock, DEU</b>									<b>theoretical besttime: 1:22.698</b>								
1	1:49.871	36.286	170	27.231	165	46.354	108	202	22	1:24.354	28.349	174	21.737	216	34.268	233	241
2	2:02.869	46.049	111	32.010	167	44.810	124	113	23	1:24.507	28.276	173	21.708	217	34.523	232	242
3	1:50.147	35.084	81	31.450	118	43.613	131	149	24	1:24.405	28.378	175	21.716	217	34.311	234	242
4	1:46.400	33.428	94	30.998	129	41.974	172	151	25	1:25.993	28.680	172	22.158	212	35.155	234	243
5	1:43.966	36.171	117	30.434	168	37.361	233	173	26	1:35.608	29.815	173	22.982	207	42.811	148	243
6	1:24.973	29.226	173	21.808	217	33.939	234	240	27	1:46.071	36.741	94	28.560	150	40.770	233	156
7	1:23.731	28.331	173	21.649	217	33.751	233	241	28	1:26.621	28.957	175	22.129	217	35.535	234	242
8	1:23.049	27.752	175	21.604	218	33.693	<b>234</b>	243	29	1:24.606	28.260	175	21.821	217	34.525	234	242
9	1:23.965	28.086	173	21.433	<b>219</b>	34.446	233	<b>244</b>	30	1:25.973	28.211	175	22.077	213	35.685	233	242
10	1:23.308	27.943	173	21.493	218	<b>33.872</b>	233	243	31	1:26.237	29.136	174	22.393	216	34.708	233	243
11	<b>1:22.863</b>	27.766	174	21.411	219	<b>33.686</b>	234	243	32	1:25.206	28.909	174	21.734	217	34.563	234	242
12	1:23.577	<b>27.623</b>	174	21.699	217	34.255	234	244	33	1:24.551	28.306	175	21.763	217	34.482	234	244
13	1:23.903	27.790	174	21.694	216	34.419	233	243	34	1:24.253	28.281	175	21.571	218	34.401	233	243
14	1:23.977	28.525	175	21.585	218	33.867	233	242	35	1:24.511	28.188	175	21.826	217	34.497	233	243
15	1:24.002	28.257	174	21.683	217	34.062	233	242	36	1:24.482	28.273	174	21.784	217	34.425	233	243
16	1:23.551	28.155	174	<b>21.389</b>	218	34.007	232	243	37	1:24.450	28.334	173	21.727	217	34.389	233	243
17	1:23.440	27.921	175	21.393	218	34.126	234	243	38	1:25.157	28.799	174	21.787	217	34.571	233	242
18	1:23.851	28.170	175	21.679	217	34.002	233	242	39	1:25.570	28.485	174	21.884	217	35.201	232	242
19	1:23.374	27.861	175	21.457	219	34.056	233	242	40	1:25.073	28.370	174	22.172	214	34.531	234	241
20	1:25.261	28.104	174	21.406	218	35.751		242	41	1:25.244	28.650	174	21.847	217	34.747	231	243
21	2:25.531	1:25.888	170	24.808	173	34.835	232		42	1:25.820	29.028	174	22.280	216	34.512	229	241

<b>16 Stolz, DEU / Bortolotti, ITA</b>									<b>theoretical besttime: 1:22.616</b>								
1	1:43.293	35.992	171	23.519	212	43.782	126	203	22	2:04.144	27.969	177	21.567	221	1:14.608		247
2	1:59.750	44.571	93	31.035	130	44.144	168	98	23	1:39.224	43.136	177	21.669	221	34.419	237	
3	1:49.945	37.674	108	28.873	175	43.398	169	176	24	1:24.167	28.261	178	21.532	221	34.374	237	245
4	1:48.032	35.878	103	28.974	153	43.180	190	171	25	1:31.005	33.631	172	22.404	220	34.970	238	243
5	1:48.078	36.727	111	30.919	128	40.432	238	177	26	1:42.582	30.045	173	27.862	181	44.675	161	245
6	1:24.564	28.897	176	21.722	220	33.945	239	247	27	1:50.645	37.735	105	29.522	151	43.388	234	158
7	1:23.453	28.297	177	21.455	220	33.701	238	247	28	1:26.082	29.625	176	22.053	219	34.404	238	240
8	1:23.309	28.147	176	21.502	224	33.660	238	246	29	1:24.129	28.091	178	21.672	224	34.366	238	249
9	1:23.227	28.121	176	21.438	221	33.668	238	249	30	1:24.283	28.331	178	21.854	222	34.098	240	247
10	1:22.887	27.885	177	21.367	221	33.635	238	<b>249</b>	31	1:23.728	27.980	179	21.729	221	34.019	239	249
11	<b>1:22.616</b>	<b>27.778</b>	177	<b>21.293</b>	222	<b>33.545</b>	236	247	32	1:23.545	27.932	178	21.589	223	34.024	237	247
12	1:22.850	27.829	177	21.389	223	33.632	238	247	33	1:23.543	28.142	177	21.551	223	33.850	239	248
13	1:22.991	27.810	176	21.421	223	33.760	238	249	34	1:23.755	27.956	178	21.715	222	34.084	238	247
14	1:23.330	28.021	176	21.530	219	33.779	238	247	35	1:23.754	28.091	176	21.636	223	34.027	238	247
15	1:23.147	27.811	178	21.641	221	33.695	238	246	36	1:23.950	28.123	177	21.641	222	34.186	239	248
16	1:23.301	27.911	178	21.563	<b>225</b>	33.827	239	246	37	1:23.499	28.013	177	21.476	222	34.010	238	247
17	1:23.004	27.783	<b>179</b>	21.436	223	33.785	<b>240</b>	248	38	1:24.060	28.073	178	21.708	223	34.279	235	247



# ADAC GT Masters

## Sector List Race 2

Provisional



Lausitzring, Length: 3478m

Air temperature: 30.96°C

Track temperature: 40.94°C

Weather condition: Dry

**DMSB** Reg. Nr.: 170/2016

Sunday, June 05, 2016 13:08:00

Lap	Time	SE1	SP1	SE2	SP2	SE3	SP3	TSP	Lap	Time	SE1	SP1	SE2	SP2	SE3	SP3	TSP
18	1:23.512	28.137	177	21.539	222	33.836	238	247	39	1:24.070	28.176	177	21.710	223	34.184	238	247
19	1:23.178	27.903	178	21.489	222	33.786	238	247	40	1:26.096	28.174	178	21.713	222	36.209		247
20	1:23.494	28.083	178	21.557	222	33.854	238	247	41	1:38.331	42.363	177	21.780	221	34.188	238	
21	1:23.617	28.036	179	21.691	221	33.890	240	248	42	1:26.119	28.437	178	22.408	222	35.274	237	246

### 17 Jahn, DEU / Cairoli, ITA

theoretical besttime: 1:22.497

1	1:43.745	36.016	168	24.207	199	43.522	130	201	22	1:39.322	43.499	176	21.790	221	34.033	239	
2	2:00.364	44.691	100	31.012	127	44.661	155	97	23	1:23.820	28.134	178	21.673	222	34.013	240	248
3	1:50.410	37.543	108	29.387	156	43.480	159	156	24	1:24.350	28.249	178	21.391	223	34.710	237	248
4	1:47.497	35.438	95	28.837	137	43.222	166	179	25	1:25.992	29.244	174	22.227	222	34.521	240	246
5	1:47.493	36.434	113	30.881	111	40.178	240	180	26	1:42.194	28.931	179	29.455	133	43.808	170	248
6	1:25.422	29.175	179	22.362	221	33.885	241	248	27	1:49.099	37.889	85	29.165	138	42.045	227	156
7	1:23.482	28.343	177	21.566	221	33.573	241	250	28	1:25.644	29.253	180	22.026	222	34.365	242	238
8	1:23.199	28.016	179	21.524	222	33.659	238	251	29	1:24.960	28.801	179	21.895	221	34.264	238	252
9	1:23.457	27.825	178	22.002	215	33.630	240	250	30	1:24.459	28.375	178	21.937	222	34.147	241	250
10	1:22.764	27.765	179	21.457	221	33.542	241	249	31	1:23.858	28.200	180	21.603	223	34.055	241	249
11	1:22.882	27.708	178	21.425	222	33.749	240	249	32	1:24.023	28.167	180	21.620	223	34.236	243	251
12	1:22.598	27.633	177	21.322	224	33.643	241	250	33	1:25.753	30.023	179	21.790	222	33.940	240	251
13	1:22.650	27.678	179	21.407	221	33.565	241	249	34	1:23.624	27.966	180	21.540	223	34.118	240	249
14	1:23.307	27.814	179	21.735	221	33.758	241	251	35	1:23.807	28.161	180	21.562	224	34.084	241	249
15	1:23.597	27.819	179	21.606	223	34.172	241	249	36	1:24.160	28.305	179	21.661	223	34.194	240	249
16	1:23.379	27.768	178	21.693	223	33.918	240	249	37	1:23.851	28.128	180	21.564	223	34.159	241	248
17	1:23.536	28.016	177	21.597	222	33.923	241	249	38	1:23.998	28.160	179	21.637	224	34.201	239	248
18	1:23.331	27.703	179	21.513	221	34.115	241	249	39	1:24.123	28.323	180	21.620	223	34.180	238	248
19	1:26.228	29.857	179	21.833	221	34.538	240	250	40	1:24.212	28.115	179	21.696	224	34.401	238	247
20	1:24.511	28.140	179	21.876	222	34.495	241	250	41	1:24.420	28.444	179	21.702	222	34.274	239	247
21	2:05.976	29.375	180	21.646	223	1:14.955		248	42	1:24.320	28.369	179	21.772	223	34.179	239	247

### 19 Mackschin, DEU / Hürtgen, DEU

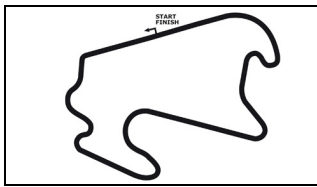
theoretical besttime: 1:23.798

1	2:01.265	39.742	171	30.612	164	50.911	124	209	22	1:25.591	29.049	173	21.929	221	34.613	239	244
2	2:05.672	47.275	75	34.050	105	44.347	108	133	23	1:28.128	28.813	175	22.393	218	36.922	155	245
3	1:47.314	38.417	91	25.808	128	43.089	102	142	24	1:33.369	32.704	174	23.458	195	37.207	232	147
4	1:47.183	34.858	97	30.165	113	42.160	125	127	25	1:30.328	30.327	173	23.894	185	36.107	232	240
5	1:39.370	35.325	106	28.783	178	35.262	236	148	26	1:26.864	29.619	175	22.257	217	34.988	232	239
6	1:30.549	31.157	173	23.242	209	36.150	234	246	27	1:26.508	29.068	175	22.095	219	35.345	238	240
7	1:25.059	28.882	173	21.723	218	34.454	238	244	28	1:26.223	29.038	175	22.258	218	34.927	238	246
8	1:25.380	28.590	174	22.340	217	34.450	237	245	29	1:24.672	28.516	175	21.694	220	34.462	237	243
9	1:24.477	28.730	174	21.600	221	34.147	237	245	30	1:24.325	28.343	175	21.736	221	34.246	235	244
10	1:24.857	28.437	174	21.968	219	34.452	238	247	31	1:24.176	28.291	176	21.717	221	34.168	238	245
11	1:24.117	28.211	175	21.606	218	34.300	240	247	32	1:24.919	28.485	177	21.727	221	34.707	236	245
12	1:25.891	28.276	176	21.911	219	35.704	242	247	33	1:24.086	28.299	176	21.609	219	34.178	237	243
13	1:24.574	28.133	175	21.741	219	34.700	239	248	34	1:24.354	28.404	175	21.730	220	34.220	234	245
14	1:24.225	28.142	177	21.676	218	34.407	240	249	35	1:24.725	28.368	175	21.598	222	34.759	237	243
15	1:25.771	28.259	176	21.596	220	35.916	239	247	36	1:24.889	28.620	176	21.859	219	34.410	236	243
16	1:24.166	28.482	176	21.546	220	34.138	240	248	37	1:25.399	28.736	176	21.733	221	34.930	237	243
17	1:24.653	28.224	176	21.540	221	34.889	239	246	38	1:25.045	28.613	175	21.842	221	34.590	236	244
18	2:15.947	31.629	176	21.527	220	1:22.791		245	39	1:30.651	28.509	176	21.813	220	40.329	116	243
19	1:42.586	45.947	173	22.030	219	34.609	237		40	1:28.884	32.070	175	21.875	221	34.939	234	141
20	1:26.944	29.914	173	22.376	216	34.654	236	244	41	1:28.833	29.845	144	24.026	220	34.962	235	244
21	1:30.974	28.845	174	25.145	180	36.984	233	245	42	1:31.613	29.881	175	22.077	215	39.655	109	229

### 20 Krohn, FIN / Deletraz, CHE

theoretical besttime: 1:22.989

1	1:45.953	38.282	172	23.284	211	44.387	136	208	22	1:23.701	28.149	175	21.499	220	34.053	236	243
2	2:01.875	45.642	87	30.592	129	45.641	150	98	23	1:23.750	28.171	175	21.506	220	34.073	235	242
3	1:50.388	36.272	105	29.944	127	44.172	140	154	24	1:29.658	29.829	176	22.732	168	37.097	230	242
4	1:46.675	34.310	88	29.699	132	42.666	159	177	25	1:28.115	29.640	141	23.091	209	35.384	231	240
5	1:46.221	36.403	117	30.524	159	39.294	237	183	26	1:27.606	29.047	174	22.150	214	36.409	148	237
6	1:26.556	29.805	174	22.185	215	34.566	233	244	27	1:44.233	35.997	102	28.792	138	39.444	236	134
7	1:28.089	30.942	173	22.255	213	34.892	236	242	28	1:26.650	28.933	175	21.895	217	35.822	237	244
8	1:24.294	28.458	174	21.635	216	34.201	234	244	29	1:24.612	28.607	175	21.605	218	34.400	235	243
9	1:23.967	28.104	175	21.573	218	34.290	236	243	30	1:24.750	28.193	175	21.617	219	34.940	236	244
10	1:23.546	27.883	174	21.472	219	34.191	234	243	31	1:26.107	28.065	176	21.485	220	36.557	236	244



# ADAC GT Masters

## Sector List Race 2

Provisional



Lausitzring, Length: 3478m

Air temperature: 30.96°C

Track temperature: 40.94°C

Weather condition: Dry

**DMSB** Reg. Nr.: 170/2016

Sunday, June 05, 2016 13:08:00

Lap	Time	SE1	SP1	SE2	SP2	SE3	SP3	TSP	Lap	Time	SE1	SP1	SE2	SP2	SE3	SP3	TSP
11	<b>1:23.332</b>	<b>27.820</b>	175	21.471	219	34.041	235	243	32	1:23.676	27.885	176	21.549	219	34.242	234	244
12	1:23.835	28.013	173	21.605	217	34.217	235	242	33	1:23.652	28.092	177	21.549	220	34.011	236	245
13	1:23.799	27.913	175	21.613	220	34.273	236	243	34	1:23.848	28.125	175	21.472	221	34.251	237	244
14	1:23.827	27.880	176	21.617	217	34.330	236	244	35	1:23.836	28.186	176	21.464	222	34.186	236	244
15	1:25.241	28.236	173	21.936	218	35.069	235	241	36	1:23.982	28.166	174	21.521	221	34.295	233	244
16	1:25.523	28.180	172	21.791	217	35.552	234	243	37	1:23.756	28.113	174	21.464	220	34.179	235	242
17	2:07.790	28.464	176	21.672	219	1:17.654		243	38	1:24.514	28.618	176	21.739	219	34.157	235	<b>245</b>
18	1:38.689	43.170	174	<b>21.345</b>	221	34.174	236		39	1:23.688	28.108	175	21.526	221	34.054	235	244
19	1:23.428	28.195	176	21.409	221	<b>33.824</b>	234	242	40	1:23.768	28.074	175	21.547	221	34.147	235	243
20	1:23.483	28.096	175	21.349	221	34.038	234	241	41	1:23.982	28.137	175	21.584	221	34.261	234	241
21	1:23.786	28.243	174	21.475	218	34.068	234	240	42	1:23.601	27.967	175	21.511	221	34.123	235	243

### 21 Rogivue, CHE / Sylvest, DNK

**theoretical besttime: 1:22.872**

1	1:54.490	41.389	169	24.422	203	48.679	137	208	22	1:24.425	28.709	175	21.583	221	34.133	234	243
2	2:04.194	46.671	69	32.924	116	44.599	157	127	23	1:24.316	28.343	176	21.455	221	34.518	236	244
3	1:49.235	33.901	103	31.433	102	43.901	112	183	24	1:32.322	28.668	162	26.725	152	36.929	234	245
4	1:46.376	33.239	106	31.461	116	41.676	154	148	25	1:28.936	30.059	164	23.451	212	35.426	227	244
5	1:41.680	35.851	103	30.172	140	35.657	234	155	26	1:26.729	29.606	176	22.109	220	35.014	235	221
6	1:27.466	30.111	172	22.717	218	34.638	233	243	27	1:30.198	29.193	176	23.392	171	37.613	236	245
7	1:25.070	28.575	175	22.097	215	34.398	233	244	28	1:27.796	29.651	172	23.200	217	34.945	238	247
8	1:36.892	41.041	161	21.862	218	33.989	234	243	29	1:27.621	30.607	175	22.368	220	34.646	237	<b>247</b>
9	1:23.310	28.039	176	21.353	219	33.918	235	243	30	1:25.565	28.387	177	21.757	222	35.421	236	247
10	1:24.148	27.875	177	22.185	211	34.088	235	245	31	1:24.681	28.499	177	21.977	221	34.205	236	246
11	<b>1:22.956</b>	<b>27.727</b>	176	21.321	221	33.908	237	244	32	1:23.936	28.371	176	21.539	220	34.026	237	246
12	1:24.698	28.151	177	21.872	217	34.675	234	245	33	1:24.585	29.191	175	21.435	221	33.959	236	247
13	1:24.253	28.035	177	21.679	215	34.539	235	244	34	1:24.491	28.648	177	21.832	219	34.011	235	247
14	1:23.013	27.787	176	<b>21.285</b>	220	33.941	234	245	35	1:24.073	28.389	177	21.383	221	34.301	236	245
15	1:23.274	27.844	177	21.529	218	33.901	235	243	36	1:24.072	28.321	177	21.484	220	34.267	236	246
16	1:23.017	27.774	178	21.383	219	<b>33.860</b>	235	244	37	1:23.984	28.186	178	21.630	221	34.168	236	246
17	1:25.248	27.958	177	21.676	217	35.614	236	245	38	1:24.143	28.346	177	21.547	222	34.250	236	247
18	1:23.564	28.011	177	21.554	220	33.999	235	245	39	1:23.908	28.250	177	21.390	222	34.268	235	246
19	1:24.123	28.295	177	21.583	220	34.245	235	245	40	1:24.474	28.775	177	21.544	221	34.155	234	243
20	1:26.986	28.322	177	21.959	219	36.705		245	41	1:24.188	28.556	178	21.618	221	34.014	237	244
21	2:20.820	1:24.614	173	21.979	219	34.227	234		42	1:25.620	29.260	177	21.747	222	34.613	234	247

### 22 Feige, DEU / Schothorst, NLD

**theoretical besttime: 1:23.489**

1	1:52.827	40.350	170	24.431	207	48.046	136	212	12	1:24.070	28.206	177	21.800	221	34.064	240	249
2	2:04.143	47.030	63	32.337	142	44.776	157	121	13	1:25.066	28.196	177	22.724	220	34.146	240	248
3	1:49.327	34.087	87	31.607	104	43.633	128	153	14	1:24.153	28.475	177	21.692	219	33.986	237	248
4	1:46.355	33.311	115	31.522	102	41.522	162	141	15	1:24.919	28.584	176	22.177	219	34.158	237	247
5	1:42.065	35.899	115	30.167	170	35.999	240	162	16	1:23.952	28.179	178	21.677	221	34.096	238	247
6	1:29.405	31.054	173	23.677	216	34.674	<b>242</b>	248	17	1:24.127	28.247	178	<b>21.619</b>	<b>221</b>	34.261	240	247
7	1:25.205	28.966	176	21.895	220	34.344	239	<b>251</b>	18	1:24.497	28.327	177	21.768	220	34.402	238	247
8	1:26.038	29.589	173	22.321	220	34.128	240	248	19	2:18.700	28.346	177	21.735	221	1:28.619		247
9	1:24.023	28.253	176	21.743	<b>221</b>	34.027	240	249	20	1:43.724	45.305	172	22.771	216	35.648	234	
10	1:24.100	28.285	176	21.719	220	34.096	240	249	21	1:29.189	29.831	173	24.061	188	35.297	235	244
11	<b>1:23.504</b>	<b>28.015</b>	176	21.634	221	<b>33.855</b>	240	249	22		29.137	175	22.629	218			245

### 24 Stoll, DEU / Frijns, NLD

**theoretical besttime: 1:23.450**

1	1:58.613	38.893	169	31.127	151	48.593		204	18	1:23.971	27.875	175	21.737	217	34.359	233	241
2	2:09.409	58.370	170	26.863	152	44.176	104		19	1:24.089	28.393	175	21.628	218	34.068	231	242
3	1:46.998	38.631	67	25.484	106	42.883	123	138	20	1:24.871	28.762	174	21.845	216	34.264	230	239
4	1:47.562	35.094	98	29.960	105	42.508	126	85	21	1:24.962	29.122	175	21.778	218	<b>34.062</b>	<b>234</b>	240
5	1:38.552	35.269	75	28.079	186	35.204	<b>236</b>	156	22	1:26.452	28.017	175	21.804	216	36.631		243
6	1:26.068	28.653	172	22.366	217	35.049	231	<b>245</b>	23	2:20.720	1:23.353	174	22.274	213	35.093	231	
7	1:24.930	28.986	175	21.750	216	34.194	235	239	24	1:33.850	29.039	171	25.128	155	39.683	229	240
8	1:25.455	28.565	172	22.391	216	34.499	234	243	25	1:29.646	30.934	171	23.386	214	35.326	232	238
9	1:23.984	28.330	<b>175</b>	<b>21.541</b>	216	34.113	235	244	26	1:26.394	29.247	173	22.405	216	34.742	232	241
10	1:24.058	28.136	172	21.753	217	34.169	235	245	27	1:30.590	29.207	157	24.135	158	37.248	234	242
11	1:23.998	28.077	175	21.680	218	34.241	235	245	28	1:29.297	31.057	164	22.224	217	36.016	230	244
12	<b>1:23.585</b>	27.867	175	21.592	<b>219</b>	34.126	235	244	29	1:26.489	30.040	173	22.089	216	34.360	232	240

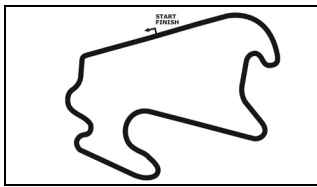












# ADAC GT Masters



## Sector List Race 2

Provisional

Lausitzring, Length: 3478m

Air temperature: 30.96°C

Track temperature: 40.94°C

Weather condition: Dry

**DMSB** Reg. Nr.: 170/2016

Sunday, June 05, 2016 13:08:00

Lap	Time	SE1	SP1	SE2	SP2	SE3	SP3	TSP	Lap	Time	SE1	SP1	SE2	SP2	SE3	SP3	TSP
17	1:24.260	28.518	175	21.643	219	<b>34.099</b>	233	242	38	1:24.676	28.646	174	21.671	221	34.359	234	245
18	1:24.162	28.244	175	21.705	218	34.213	233	243	39	1:24.876	28.317	176	21.754	219	34.805	234	244
19	1:24.898	28.712	175	21.661	217	34.525	232	241	40	1:24.477	28.245	176	21.780	220	34.452	234	243
20	1:25.943	28.306	175	21.579	218	36.058		241	41	1:25.159	29.049	176	21.721	219	34.389	236	243
21	2:20.667	1:24.454	173	21.854	217	34.359	233		42	1:25.803	28.955	176	22.012	219	34.836	233	245

### 63 Ineichen, CHE / Engelhart, DEU

theoretical besttime:

1	35.776	<b>171</b>	26.848	189				<b>191</b>									
---	--------	------------	--------	-----	--	--	--	------------	--	--	--	--	--	--	--	--	--

### 66 Gies, DEU / Lindholm, DEU

theoretical besttime: 1:23.362

1	1:57.388	42.280	171	25.330	170	49.778	115	211	22	2:30.035	1:32.543	173	22.357	217	35.135	234	
2	2:04.900	46.376	71	33.359	110	45.165	120	147	23	1:26.506	29.205	173	22.391	219	34.910	233	243
3	1:47.723	38.903	86	25.354	94	43.466	110	167	24	1:34.956	33.786	134	23.974	209	37.196	232	243
4	1:46.844	33.549	116	31.565	114	41.730	143	136	25	1:30.505	30.417	172	23.647	193	36.441	233	242
5	1:40.494	35.370	98	29.656	145	35.468	238	150	26	1:26.685	29.267	173	22.557	218	34.861	235	243
6	1:27.620	29.546	175	23.042	216	35.032	<b>239</b>	248	27	1:26.931	29.320	174	22.286	217	35.325	234	243
7	1:25.505	28.888	173	22.161	218	34.456	238	249	28	1:27.601	29.031	174	22.450	217	36.120	235	244
8	1:27.664	29.260	171	22.985	219	35.419	238	247	29	1:25.253	28.727	175	22.089	220	34.437	235	244
9	1:26.444	29.325	176	21.919	219	35.200	238	<b>249</b>	30	1:25.160	28.805	175	22.325	220	34.030	236	244
10	1:25.846	29.258	175	22.057	218	34.531	236	248	31	1:24.755	28.451	176	22.031	219	34.273	235	244
11	1:24.410	28.301	176	21.678	<b>221</b>	34.431	238	247	32	1:24.330	28.443	176	21.829	220	34.058	235	245
12	1:25.313	28.130	177	22.241	220	34.942	238	247	33	1:24.073	28.469	176	<b>21.576</b>	<b>220</b>	34.028	235	244
13	1:25.117	28.076	<b>177</b>	22.271	219	34.770	238	247	34	1:24.555	28.650	177	21.834	220	34.071	236	245
14	1:24.142	28.116	177	21.840	220	34.186	237	248	35	1:24.774	28.632	176	21.976	219	34.166	235	245
15	1:25.635	28.352	175	21.880	219	35.403	236	246	36	1:24.570	28.498	176	21.972	218	34.100	236	244
16	<b>1:23.412</b>	<b>27.891</b>	177	21.626	219	<b>33.895</b>	237	246	37	1:24.048	28.252	177	21.781	220	34.015	235	245
17	1:25.899	28.562	176	22.131	214	35.206	238	247	38	1:24.727	28.573	175	21.977	220	34.177	235	244
18	1:35.115	38.831	176	21.980	217	34.304	236	248	39	1:24.768	28.753	175	21.812	220	34.203	233	244
19	1:24.642	28.506	175	21.957	218	34.179	236	245	40	1:24.977	28.685	175	21.998	219	34.294	233	243
20	1:25.799	29.466	176	21.977	217	34.356	236	245	41	1:25.575	29.074	174	22.053	216	34.448	234	243
21	1:25.911	28.377	176	22.085	217	35.449		245	42	1:25.491	28.642	175	22.023	219	34.826	234	244

### 67 Niederhauser, CHE / Zampieri, CHE

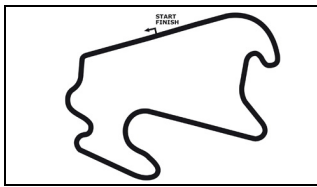
theoretical besttime:

1								<b>199</b>									
---	--	--	--	--	--	--	--	------------	--	--	--	--	--	--	--	--	--

### 69 Assenheimer, DEU / Schwager, DEU

theoretical besttime: 1:22.631

1	1:41.184	33.865	176	22.450	218	44.869	115	187	22	2:06.413	28.523	179	21.754	223	1:16.136		248
2	1:59.209	44.081	95	30.946	135	44.182	170	107	23	1:39.215	43.598	180	21.657	222	33.960	240	
3	1:50.815	38.053	109	28.299	165	44.463	167	176	24	1:24.184	28.107	180	21.559	223	34.518	219	248
4	1:47.794	35.676	108	28.246	168	43.872	188	170	25	1:31.079	34.008	172	22.343	221	34.728	240	234
5	1:49.087	37.001	110	30.537	157	41.549	235	192	26	1:42.389	29.669	173	28.266	167	44.454	169	249
6	1:24.559	29.106	177	21.668	221	33.785	236	243	27	1:50.032	37.580	121	29.829	150	42.623	237	174
7	1:23.415	28.096	179	21.466	222	33.853	239	246	28	1:24.962	29.115	180	22.067	221	33.780	238	246
8	1:23.143	28.117	179	21.335	223	33.691	238	246	29	1:23.893	28.360	181	21.561	222	33.972	238	247
9	1:23.063	28.218	179	21.277	223	33.568	239	245	30	1:23.791	28.544	179	21.545	225	33.702	238	247
10	1:22.793	28.118	179	<b>21.170</b>	223	33.505	239	247	31	1:23.398	28.395	181	21.390	225	33.613	239	248
11	1:22.795	28.065	180	21.240	223	33.490	239	246	32	1:23.142	28.225	182	21.480	223	<b>33.437</b>	<b>238</b>	248
12	1:22.825	28.122	180	21.261	224	33.442	240	247	33	1:23.486	28.383	181	21.383	224	33.720	238	248
13	1:22.845	28.073	180	21.285	224	33.487	240	248	34	1:23.439	28.222	182	21.228	223	33.989	238	247
14	<b>1:22.761</b>	28.027	180	21.283	224	33.451	240	247	35	1:23.677	28.229	181	21.521	225	33.927	240	247
15	1:23.041	<b>28.024</b>	180	21.299	222	33.718	239	247	36	1:23.667	28.356	181	21.427	224	33.884	240	248
16	1:23.143	28.137	180	21.334	224	33.672	238	247	37	1:23.624	28.475	180	21.382	224	33.767	237	247
17	1:23.054	28.099	180	21.208	223	33.747	238	247	38	1:23.405	28.210	182	21.451	224	33.744	238	247
18	1:23.166	28.045	180	21.399	224	33.722	239	247	39	1:23.514	28.255	181	21.463	225	33.796	238	247
19	1:24.351	28.186	180	21.776	224	34.389	<b>241</b>	247	40	1:23.707	28.257	181	21.480	224	33.970	237	247
20	1:23.459	28.205	181	21.491	224	33.763	241	<b>249</b>	41	1:23.891	28.196	180	21.559	223	34.136	238	247
21	1:23.568	28.353	180	21.433	224	33.782	239	247	42	1:24.919	28.585	180	21.750	223	34.584	186	247



# ADAC GT Masters

## Sector List Race 2

Provisional



Lausitzring, Length: 3478m

Air temperature: 30.96°C

Track temperature: 40.94°C

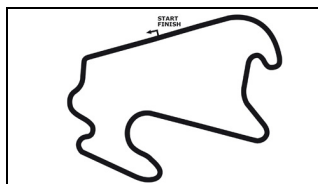
Weather condition: Dry

**DMSB** Reg. Nr.: 170/2016

Sunday, June 05, 2016 13:08:00

Lap	Time	SE1	SP1	SE2	SP2	SE3	SP3	TSP	Lap	Time	SE1	SP1	SE2	SP2	SE3	SP3	TSP
<b>77</b> Gounon, FRA / Keilwitz, DEU									<b>theoretical besttime: 1:22.436</b>								
1	1:41.908	34.184	177	22.327	222	45.397	126	194	22	1:24.230	28.415	179	21.734	227	34.081	240	248
2	1:59.517	44.236	86	31.128	135	44.153	184	101	23	2:04.287	28.109	180	21.383	223	1:14.795		244
3	1:50.505	37.931	109	28.487	180	44.087	165	190	24	1:38.148	42.874	180	21.261	223	34.013	218	
4	1:47.822	35.648	122	28.578	170	43.596	180	169	25	1:31.383	32.160	139	23.475	178	35.748	243	209
5	1:48.596	36.826	115	30.747	125	41.023	238	192	26	1:43.364	29.643	178	28.594	157	45.127	162	239
6	1:24.798	29.341	178	21.710	223	33.747	243	242	27	1:49.822	37.385	127	30.005	161	42.432	234	151
7	1:23.234	28.007	180	21.304	224	33.923	237	244	28	1:23.614	28.257	180	21.485	222	33.872	235	240
8	1:23.171	28.114	180	21.383	222	33.674	240	245	29	1:23.650	28.084	181	21.521	221	34.045	234	242
9	1:23.091	28.189	180	21.308	223	33.594	245	245	30	1:24.084	28.436	181	21.466	225	34.182	242	241
10	1:22.889	28.167	179	<b>21.214</b>	224	33.508	244	244	31	1:23.416	28.137	181	21.414	224	33.865	235	242
11	<b>1:22.707</b>	<b>27.833</b>	181	21.333	225	33.541	236	246	32	1:23.376	28.212	181	21.374	223	33.790	241	243
12	1:22.787	28.113	179	21.285	226	<b>33.389</b>	238	244	33	1:23.543	28.425	180	21.394	223	33.724	241	242
13	1:22.918	27.966	180	21.437	222	33.515	245	245	34	1:23.416	28.200	182	21.475	225	33.741	242	242
14	1:22.778	27.972	180	21.303	224	33.503	244	<b>248</b>	35	1:23.414	28.157	182	21.479	227	33.778	242	241
15	1:22.921	27.894	180	21.418	222	33.609	237	247	36	1:23.596	28.308	180	21.392	226	33.896	238	242
16	1:23.144	28.225	181	21.470	224	33.449	237	244	37	1:24.010	28.350	181	21.583	223	34.077	237	242
17	1:23.154	28.070	181	21.329	224	33.755	246	243	38	1:23.374	28.261	182	21.388	227	33.725	236	243
18	1:23.136	28.007	180	21.367	225	33.762	238	245	39	1:24.003	28.267	183	21.550	227	34.186	233	240
19	1:24.228	28.059	181	21.729	224	34.440	246	248	40	1:23.756	28.382	184	21.379	224	33.995	241	244
20	1:23.612	28.359	177	21.496	223	33.757	237	244	41	1:23.842	28.166	181	21.617	223	34.059	240	242
21	1:23.488	28.469	177	21.446	224	33.573	<b>246</b>	247	42	1:24.542	28.313	182	21.550	222	34.679	182	240

<b>99</b> Renauer, DEU / Ragginger, AUT									<b>theoretical besttime:</b>								
1								<b>185</b>									



# ADAC GT Masters

## Pit Stops Race 2

Provisional



Lausitzring, Length: 3478m

Air temperature: 30.96°C

Track temperature: 40.94°C

Weather condition: Dry

**DMSB** Reg. Nr.: 170/2016

Sunday, June 05, 2016 13:08:00

Nr	Driver in	Day time in	Time in	Driver out	Day time out	Time out	Nett Time
63	Christian Engelhart	13:09:17.851	1:40.904				
24	Robin Frijns	13:09:29.181	1:52.234	Robin Frijns	13:10:09.898	2:32.951	40.717
5	Jaap van Lagen	13:13:26.255	5:49.308	Jaap van Lagen	13:13:53.185	6:16.238	26.930
8	Guy Smith	13:19:56.774	12:19.827				
6	Elia Erhart	13:27:13.603	19:36.656				
44	Marco Bonanomi	13:29:35.437	21:58.490	Marco Bonanomi	13:30:01.615	22:24.668	26.178
20	Louis Deletraz	13:33:41.870	26:04.923	Louis Deletraz	13:34:47.896	27:10.949	1:06.026
7	Daniel Abt	13:33:42.657	26:05.710	Daniel Abt	13:34:55.401	27:18.454	1:12.744
11	Nicolas Pohler	13:33:48.872	26:11.925	Gerhard Tweraser	13:34:54.764	27:17.817	1:05.892
50	Rahel Frey	13:35:18.955	27:42.008	Rahel Frey	13:36:27.696	28:50.749	1:08.741
19	Niklas Mackschin	13:35:25.410	27:48.463	Niklas Mackschin	13:36:37.215	29:00.268	1:11.805
29	Christopher Mies	13:36:06.955	28:30.008	Connor De Phillippi	13:37:13.232	29:36.285	1:06.277
1	Luca Ludwig	13:36:11.463	28:34.516	Luca Ludwig	13:37:18.074	29:41.127	1:06.611
22	Bas Schothorst	13:36:34.672	28:57.725	Bas Schothorst	13:37:53.598	30:16.651	1:18.926
15	Markus Winkelhock	13:37:40.420	30:03.473	Markus Winkelhock	13:38:49.665	31:12.718	1:09.245
55	Xavier Maassen	13:38:02.509	30:25.562	Lukas Schreier	13:39:10.638	31:33.691	1:08.129
31	Loris Hezemans	13:38:03.229	30:26.282	Loris Hezemans	13:39:14.784	31:37.837	1:11.555
21	Nicolai Sylvest	13:38:04.494	30:27.547	Nikolaj Rogivue	13:39:12.210	31:35.263	1:07.716
17	Matteo Cairoli	13:39:01.186	31:24.239	Matteo Cairoli	13:40:07.292	32:30.345	1:06.106
28	Frederic Vervisch	13:39:02.467	31:25.520	Peter Hovenaars	13:40:08.501	32:31.554	1:06.034
32	Emanuele Zonzini	13:39:16.837	31:39.890	Emanuele Zonzini	13:40:24.413	32:47.466	1:07.576
5	Jaap van Lagen	13:39:25.022	31:48.075	Norbert Siedler	13:40:36.955	33:00.008	1:11.933
66	Emil Lindholm	13:39:46.196	32:09.249	Emil Lindholm	13:41:00.450	33:23.503	1:14.254
69	Dominik Schwager	13:40:16.729	32:39.782	Dominik Schwager	13:41:23.847	33:46.900	1:07.118
16	Mirco Bortolotti	13:40:17.629	32:40.682	Mirco Bortolotti	13:41:23.489	33:46.542	1:05.860
9	Jordan Lee Pepper	13:40:31.930	32:54.983	Jordan Lee Pepper	13:41:50.872	34:13.925	1:18.942
36	Christopher Zanella	13:40:48.495	33:11.548	Christopher Zanella	13:41:55.061	34:18.114	1:06.566
24	Robin Frijns	13:40:49.306	33:12.359	Robin Frijns	13:41:55.434	34:18.487	1:06.128
44	Marco Bonanomi	13:41:05.523	33:28.576	Mikaela Ahlin-Kottulinsky	13:42:11.254	34:34.307	1:05.731
77	Daniel Keilwitz	13:41:39.674	34:02.727	Daniel Keilwitz	13:42:45.924	35:08.977	1:06.250
34	Kelvin van der Linde	13:41:52.290	34:15.343	Kelvin van der Linde	13:42:57.931	35:20.984	1:05.641
33	Christopher Haase	13:42:01.943	34:24.996	Christopher Haase	13:43:05.358	35:28.411	1:03.415
25	Edward Sandström	13:42:03.887	34:26.940	Edward Sandström	13:43:10.039	35:33.092	1:06.152
3	Milos Pavlovic	13:42:06.691	34:29.744	Patrick Kujala	13:43:12.825	35:35.878	1:06.134
11	Gerhard Tweraser	13:51:18.898	43:41.951				
34	Isaac Tutumlu Lopez	13:52:28.085	44:51.138				
33	Christiaan Frankenhout	13:54:53.513	47:16.566	Christiaan Frankenhout	13:55:19.733	47:42.786	26.220
1	Sebastian Asch	13:58:03.689	50:26.742				
24	Florian Stoll	13:59:15.768	51:38.821				
16	Luca Stolz	14:07:18.263	59:41.316	Luca Stolz	14:07:44.670	1:00:07.723	26.407
32	Florian Spengler	14:07:49.340	1:00:12.393	Florian Spengler	14:08:28.588	1:00:51.641	39.248