

Circuit Paul Ricard
International GT Open
RACE 2

CLASSIFICATION

05/06/2016

Clas.	Nº	Entrant / Team	Nat.	Driver	Nat.	St.	Driver 2	Nat.	St.	Vehicle	Cat.	Cla.	Laps	Total Time	Km/h.	Gap	Best	Time	Km/h.
1	27	Orange 1 T. Lazarus	ITA	<u>Thomas Biagi</u>	ITA	Gold	Fabrizio Crestani	ITA	Silver	Lamborghini Huracan GT3	GP	1º	28	1.00'49.759	161.346		14	2'06.021	166.887
2	2	RACE / BMW Team Teo Martin	ESP	Gustavo Yacaman	COL	Gold	<u>Fernando Monje</u>	ESP	Silver	BMW M6 GT3	GP	2º	28	1.00'54.469	161.138	4"710	22	2'06.888	165.747
3	34	TF Sport	GBR	Salih Yoluc	TUR	Bronze	<u>Euan Hankey</u>	GBR	Silver	Aston Martin Vantage	GP	3º	28	1.01'02.919	160.767	13"160	5	2'06.589	166.138
4	51	AF Corse	ITA	Piergiuseppe Perazzini	ITA	Bronze	<u>Marco Cioci</u>	ITA	Gold	Ferrari 488 GT3	GP	4º	28	1.01'08.482	160.523	18"723	14	2'06.356	166.445
5	88	Garage 59	GBR	<u>Alexander West</u>	SWE	Bronze	Côme Ledogar	FRA	Gold	McLaren 650 S GT3	GP	5º	28	1.01'08.588	160.518	18"829	15	2'04.718	168.631
6	7	FFF Racing Team by ACM	CHN	<u>Andrea Caldarelli</u>	ITA	Gold	Vitantonio Liuzzi	ITA	Platinum	Lamborghini Huracan GT3	GP	6º	28	1.01'25.306	159.790	35"547	6	2'06.583	166.146
7	22	Shaun Balfe / Balfe Motorsport	GBR	Shaun Balfe	GBR	Bronze	<u>Phil Keen</u>	GBR	Silver	Ferrari 458 Italia GT3	GP	7º	28	1.01'39.205	159.190	49"446	5	2'07.113	165.453
8	1	RACE / BMW Team Teo Martin	ESP	Miguel Ramos	PRT	Silver	<u>Roldan Rodriguez</u>	ESP	Silver	BMW M6 GT3	GP	8º	28	1.01'39.412	159.181	49"653	16	2'07.130	165.431
9	64	Ebimotors	ITA	Emanuele Busnelli	ITA	Bronze	<u>Fabio Babini</u>	ITA	Platinum	Lamborghini Huracan GT3	GP	9º	28	1.02'05.064	158.085	1'15"305	6	2'06.322	166.489
10	10	James Abbott / Radical Works Team	GBR	<u>James Abbott</u>	GBR	Silver	Colin Noble	GBR	Bronze	Radical RXC Turbo GT3	GP	10º	28	1.02'26.334	157.187	1'36"575	17	2'08.523	163.638
11	15	V8 Racing	NLD	<u>Max Braams</u>	NLD	Bronze	Filipe Barreiros	PRT	Bronze	Renault RS01 GT3	GA	1º	28	1.02'28.951	157.077	1'39"192	6	2'07.121	165.443
12	13	AF Corse	ITA	John Dhillon	GBR	Bronze	<u>Stéphane Lémeret</u>	BEL	Bronze	Ferrari 458 Italia GT3	GA	2º	28	1.02'58.706	155.841	2'08"947	7	2'07.999	164.308
13	5	Drivex School	ESP	Juan Cruz Alvarez	ARG	Silver	<u>Miguel A. de Castro</u>	ESP	Silver	Audi R8 LMS Ultra	GP	11º	27	1.01'35.084	153.676	1 Lap.	22	2'06.795	165.868
14	59	Garage 59	GBR	Michael Benham	GBR	Bronze	<u>Duncan Tappy</u>	GBR	Gold	McLaren 650 S GT3	GP	12º	26	56'31.621	161.225	2 Lap.	5	2'06.401	166.385
15	17	Petri Corse	ITA	<u>Davide Roda</u>	ITA	Bronze				Lamborghini Huracan ST	GA	3º	25	1.02'37.858	139.915	3 Lap.	4	2'10.927	160.634

NOT CLASSIFIED

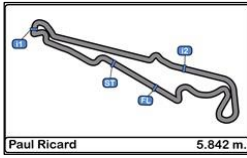
16	99	Sports and You	PRT	Antonio Coimbra	PRT	Bronze	<u>Luis Silva</u>	PRT	Bronze	Mercedes AMG GT3	GA	4º	8	17'50.227	157.210	20 Lap.	6	2'11.291	160.188
----	----	----------------	-----	-----------------	-----	--------	-------------------	-----	--------	------------------	----	----	---	-----------	---------	---------	---	----------	---------

Fastest lap West - Ledogar 2'04.718 168.631 Km/h.

Published at:.....

Track Status **DRY**

Stewards:	Race Director:	Timekeeper:
------------------	-----------------------	------------------------



Circuit Paul Ricard
International GT Open
RACE 2

LAP ANALYSIS

05/06/2016

Number	1			2			5			7			10		
	Lap Time	Partial	Speed	Lap Time	Partial	Speed	Lap Time	Partial	Speed	Lap Time	Partial	Speed	Lap Time	Partial	Speed
22 ^a - 1	0'35.396	0'35.396	247.140	0'35.550	0'35.550	249.423	0'35.419	0'35.419	250.581	0'36.138	0'36.138	247.707	0'36.317	0'36.317	254.118
22 ^a - 2	1'13.178	0'37.782	Ramos	1'13.592	0'38.042	Yacaman	1'13.576	0'38.157	Cruz	1'14.721	0'38.583	Liuzzi	1'14.441	0'38.124	Noble
22 ^a - 3	2'07.151	0'53.973		2'06.888	0'53.296		2'06.795	0'53.219		2'09.829	0'55.108		2'09.359	0'54.918	
23 ^a - 1	0'35.730	0'35.730	248.276	0'35.381	0'35.381	250.001	0'35.551	0'35.551	249.423	0'36.064	0'36.064	247.140	0'36.045	0'36.045	255.320
23 ^a - 2	1'14.305	0'38.575	Ramos	1'13.293	0'37.912	Yacaman	1'13.552	0'38.001	Cruz	1'14.236	0'38.172	Liuzzi	1'14.210	0'38.165	Noble
23 ^a - 3	2'08.379	0'54.074		2'06.963	0'53.670		2'07.257	0'53.705		2'08.454	0'54.218		2'09.916	0'55.706	
24 ^a - 1	0'35.518	0'35.518	247.707	0'35.655	0'35.655	249.423	0'35.562	0'35.562	250.581	0'35.984	0'35.984	247.707	0'36.109	0'36.109	255.320
24 ^a - 2	1'13.537	0'38.019	Ramos	1'13.711	0'38.056	Yacaman	1'13.349	0'37.787	Cruz	1'14.184	0'38.200	Liuzzi	1'14.156	0'38.047	Noble
24 ^a - 3	2'07.824	0'54.287		2'07.284	0'53.573		2'07.257	0'53.908		2'08.328	0'54.144		2'08.892	0'54.736	
25 ^a - 1	0'35.372	0'35.372	248.848	0'35.809	0'35.809	249.423	0'36.734	0'36.734	256.533	0'35.943	0'35.943	247.707	0'36.269	0'36.269	255.925
25 ^a - 2	1'13.226	0'37.854	Ramos	1'13.970	0'38.161	Yacaman	1'15.341	0'38.607	Cruz	1'14.142	0'38.199	Liuzzi	1'14.331	0'38.062	Noble
25 ^a - 3	2'08.750	0'55.524		2'07.491	0'53.521		2'10.721	0'55.380		2'08.410	0'54.268		2'09.242	0'54.911	
26 ^a - 1	0'36.696	0'36.696	253.522	0'35.406	0'35.406	248.848	0'36.492	0'36.492	248.276	0'35.991	0'35.991	248.276	0'36.092	0'36.092	256.533
26 ^a - 2	1'15.420	0'38.724	Ramos	1'13.413	0'38.007	Yacaman	1'14.608	0'38.116	Cruz	1'14.213	0'38.222	Liuzzi	1'14.188	0'38.096	Noble
26 ^a - 3	2'10.784	0'55.364		2'06.983	0'53.570		2'08.622	0'54.014		2'08.442	0'54.229		2'08.728	0'54.540	
27 ^a - 1	0'35.594	0'35.594	246.014	0'35.806	0'35.806	250.001	0'36.199	0'36.199	250.001	0'36.002	0'36.002	246.576	0'36.084	0'36.084	255.925
27 ^a - 2	1'16.854	0'41.260	Ramos	1'13.890	0'38.084	Yacaman	1'15.014	0'38.815	Cruz	1'14.437	0'38.435	Liuzzi	1'13.907	0'37.823	Noble
27 ^a - 3	2'11.719	0'54.865		2'07.726	0'53.836		2'09.271	0'54.257		2'08.963	0'54.526		2'08.679	0'54.772	
28 ^a - 1	0'36.671	0'36.671	248.848	0'35.863	0'35.863	249.423				0'35.916	0'35.916	247.707	0'35.987	0'35.987	255.925
28 ^a - 2	1'15.100	0'38.429	Ramos	1'14.049	0'38.186	Yacaman				1'14.422	0'38.506	Liuzzi	1'14.917	0'38.930	Noble
28 ^a - 3	2'10.565	0'55.465		2'08.108	0'54.059					2'09.213	0'54.791		2'09.943	0'55.026	

Ideal Lap	
0'35.222	0'35.222
1'12.959	0'37.737
2'06.645	0'53.686

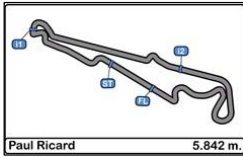
Ideal Lap	
0'35.381	0'35.381
1'13.196	0'37.815
2'06.492	0'53.296

Ideal Lap	
0'35.419	0'35.419
1'13.206	0'37.787
2'06.425	0'53.219

Ideal Lap	
0'35.053	0'35.053
1'12.906	0'37.853
2'06.557	0'53.651

Ideal Lap	
0'35.947	0'35.947
1'13.610	0'37.663
2'08.150	0'54.540

Ideal Best Lap	
0'34.671	0'34.671
1'12.032	0'37.361
2'04.718	0'52.686



Circuit Paul Ricard
International GT Open
RACE 2

LAP ANALYSIS

05/06/2016

Number	13			15			17			22			27		
Lap	Lap Time	Partial	Speed	Lap Time	Partial	Speed	Lap Time	Partial	Speed	Lap Time	Partial	Speed	Lap Time	Partial	Speed
22 ^a - 1	0'37.902	0'37.902	246.576	0'36.970	0'36.970	248.276	3'30.765	3'30.765	144.967	0'36.955	0'36.955	251.749	0'35.147	0'35.147	246.014
22 ^a - 2	1'17.575	0'39.673	Dhillon	1'16.594	0'39.624	Barreiros	4'10.936	0'40.171		1'15.742	0'38.787	Balfe	1'12.671	0'37.524	Crestani
22 ^a - 3	2'14.285	0'56.710		2'13.334	0'56.740		5'08.499	0'57.563		2'12.142	0'56.400		2'06.349	0'53.678	
23 ^a - 1	0'37.478	0'37.478	244.898	0'37.333	0'37.333	246.576	0'38.130	0'38.130	245.455	0'36.391	0'36.391	252.337	0'35.252	0'35.252	246.576
23 ^a - 2	1'17.161	0'39.683	Dhillon	1'16.765	0'39.432	Barreiros	1'18.507	0'40.377		1'15.088	0'38.697	Balfe	1'13.330	0'38.078	Crestani
23 ^a - 3	2'15.229	0'58.068		2'12.487	0'55.722		2'16.872	0'58.365		2'10.529	0'55.441		2'07.045	0'53.715	
24 ^a - 1	0'38.058	0'38.058	246.576	0'37.473	0'37.473	247.140	0'39.846	0'39.846	244.898	0'36.573	0'36.573	251.163	0'35.317	0'35.317	246.576
24 ^a - 2	1'17.451	0'39.393	Dhillon	1'17.035	0'39.562	Barreiros	1'20.616	0'40.770		1'14.987	0'38.414	Balfe	1'13.039	0'37.722	Crestani
24 ^a - 3	2'14.703	0'57.252		2'12.799	0'55.764		2'21.035	1'00.419		2'10.262	0'55.275		2'06.553	0'53.514	
25 ^a - 1	0'37.537	0'37.537	246.014	0'37.477	0'37.477	248.276	0'38.635	0'38.635	245.455	0'36.292	0'36.292	251.749	0'35.543	0'35.543	246.576
25 ^a - 2	1'17.460	0'39.923	Dhillon	1'17.011	0'39.534	Barreiros	1'19.576	0'40.941		1'14.738	0'38.446	Balfe	1'13.015	0'37.472	Crestani
25 ^a - 3	2'14.315	0'56.855		2'12.969	0'55.958		2'18.489	0'58.913		2'10.770	0'56.032		2'06.499	0'53.484	
26 ^a - 1	0'37.600	0'37.600	245.455	0'37.296	0'37.296	248.276				0'36.669	0'36.669	251.749	0'35.408	0'35.408	247.140
26 ^a - 2	1'17.487	0'39.887	Dhillon	1'16.834	0'39.538	Barreiros				1'15.150	0'38.481	Balfe	1'12.995	0'37.587	Crestani
26 ^a - 3	2'14.594	0'57.107		2'12.431	0'55.597					2'10.822	0'55.672		2'06.755	0'53.760	
27 ^a - 1	0'38.049	0'38.049	245.455	0'38.157	0'38.157	248.848				0'38.023	0'38.023	251.749	0'35.377	0'35.377	247.140
27 ^a - 2	1'18.267	0'40.218	Dhillon	1'17.635	0'39.478	Barreiros				1'16.476	0'38.453	Balfe	1'12.974	0'37.597	Crestani
27 ^a - 3	2'16.433	0'58.166		2'14.343	0'56.708					2'11.553	0'55.077		2'06.935	0'53.961	
28 ^a - 1	0'37.996	0'37.996	244.344	0'37.986	0'37.986	246.576				0'36.840	0'36.840	250.581	0'35.455	0'35.455	247.140
28 ^a - 2	1'18.206	0'40.210	Dhillon	1'18.173	0'40.187	Barreiros				1'15.187	0'38.347	Balfe	1'13.178	0'37.723	Crestani
28 ^a - 3	2'16.719	0'58.513		2'14.906	0'56.733					2'10.824	0'55.637		2'07.701	0'54.523	

Ideal Lap	
0'35.664	0'35.664
1'13.643	0'37.979
2'07.598	0'53.955

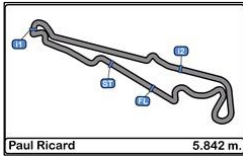
Ideal Lap	
0'35.550	0'35.550
1'13.519	0'37.969
2'06.863	0'53.344

Ideal Lap	
0'36.407	0'36.407
1'15.106	0'38.699
2'10.331	0'55.225

Ideal Lap	
0'35.373	0'35.373
1'13.321	0'37.948
2'06.929	0'53.608

Ideal Lap	
0'35.147	0'35.147
1'12.598	0'37.451
2'05.924	0'53.326

Ideal Best Lap	
0'34.671	0'34.671
1'12.032	0'37.361
2'04.718	0'52.686



Circuit Paul Ricard
International GT Open
RACE 2

LAP ANALYSIS

05/06/2016

Number	34			51			59			64			88		
	Lap Time	Partial	Speed	Lap Time	Partial	Speed	Lap Time	Partial	Speed	Lap Time	Partial	Speed	Lap Time	Partial	Speed
22 ^a - 1	0'35.915	0'35.915	251.749	0'36.130	0'36.130	254.717	0'35.912	0'35.912	250.001	0'36.963	0'36.963	250.001	0'35.273	0'35.273	249.423
22 ^a - 2	1'14.261	0'38.346	Yoluc	1'14.428	0'38.298	Perazzini	1'13.819	0'37.907	Benham	1'15.649	0'38.686	Busnelli	1'13.024	0'37.751	Ledogar
22 ^a - 3	2'08.645	0'54.384		2'08.672	0'54.244		2'08.134	0'54.315		2'12.467	0'56.818		2'06.570	0'53.546	
23 ^a - 1	0'35.826	0'35.826	252.928	0'35.980	0'35.980	254.717	0'35.938	0'35.938	249.423	0'37.081	0'37.081	249.423	0'35.150	0'35.150	250.581
23 ^a - 2	1'13.628	0'37.802	Yoluc	1'14.135	0'38.155	Perazzini	1'14.006	0'38.068	Benham	1'16.182	0'39.101	Busnelli	1'12.867	0'37.717	Ledogar
23 ^a - 3	2'08.258	0'54.630		2'09.813	0'55.678		2'08.554	0'54.548		2'13.194	0'57.012		2'06.229	0'53.362	
24 ^a - 1	0'35.817	0'35.817	251.163	0'36.327	0'36.327	251.749	0'35.981	0'35.981	248.276	0'37.078	0'37.078	249.423	0'35.192	0'35.192	250.581
24 ^a - 2	1'13.906	0'38.089	Yoluc	1'14.553	0'38.226	Perazzini	1'14.128	0'38.147	Benham	1'16.478	0'39.400	Busnelli	1'12.877	0'37.685	Ledogar
24 ^a - 3	2'08.215	0'54.309		2'09.095	0'54.542		2'08.360	0'54.232		2'12.375	0'55.897		2'06.689	0'53.812	
25 ^a - 1	0'35.843	0'35.843	252.337	0'36.186	0'36.186	255.320	0'36.172	0'36.172	250.001	0'37.067	0'37.067	250.581	0'35.252	0'35.252	249.423
25 ^a - 2	1'13.787	0'37.944	Yoluc	1'14.689	0'38.503	Perazzini	1'14.200	0'38.028	Benham	1'16.189	0'39.122	Busnelli	1'12.836	0'37.584	Ledogar
25 ^a - 3	2'08.482	0'54.695		2'09.307	0'54.618		2'08.461	0'54.261		2'12.557	0'56.368		2'06.470	0'53.634	
26 ^a - 1	0'36.089	0'36.089	252.928	0'36.024	0'36.024	255.320	0'36.239	0'36.239	252.928	0'37.502	0'37.502	249.423	0'35.010	0'35.010	250.000
26 ^a - 2	1'14.194	0'38.105	Yoluc	1'14.199	0'38.175	Perazzini	1'14.258	0'38.019	Benham	1'16.906	0'39.404	Busnelli	1'12.644	0'37.634	Ledogar
26 ^a - 3	2'08.591	0'54.397		2'08.237	0'54.038		2'08.654	0'54.396		2'14.069	0'57.163		2'06.339	0'53.695	
27 ^a - 1	0'35.971	0'35.971	251.163	0'35.767	0'35.767	255.925	0'36.232	0'36.232	250.581	0'37.029	0'37.029	250.000	0'35.338	0'35.338	251.163
27 ^a - 2	1'14.029	0'38.058	Yoluc	1'14.053	0'38.286	Perazzini	1'14.345	0'38.113	Benham	1'16.022	0'38.993	Busnelli	1'12.828	0'37.490	Ledogar
27 ^a - 3	2'21.307	1'07.278		2'08.696	0'54.643					2'12.737	0'56.715		2'06.526	0'53.698	
28 ^a - 1	0'36.186	0'36.186	250.581	0'36.101	0'36.101	255.320				0'37.160	0'37.160	249.423	0'35.016	0'35.016	250.581
28 ^a - 2	1'14.492	0'38.306	Yoluc	1'14.327	0'38.226	Perazzini				1'15.958	0'38.798	Busnelli	1'12.675	0'37.659	Ledogar
28 ^a - 3	2'09.168	0'54.676		2'09.751	0'55.424					2'12.621	0'56.663		2'07.802	0'55.127	

Ideal Lap	
0'35.279	0'35.279
1'13.005	0'37.726
2'06.364	0'53.359

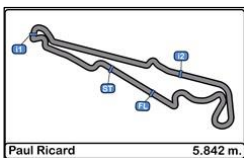
Ideal Lap	
0'35.150	0'35.150
1'12.691	0'37.541
2'05.940	0'53.249

Ideal Lap	
0'35.172	0'35.172
1'12.850	0'37.678
2'06.295	0'53.445

Ideal Lap	
0'35.097	0'35.097
1'12.898	0'37.801
2'06.322	0'53.424

Ideal Lap	
0'34.671	0'34.671
1'12.032	0'37.361
2'04.718	0'52.686

Ideal Best Lap	
0'34.671	0'34.671
1'12.032	0'37.361
2'04.718	0'52.686

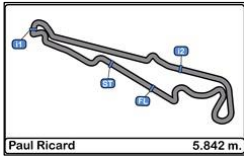


Circuit Paul Ricard
International GT Open
RACE 2

LAP ANALYSIS

05/06/2016

Number	99		
Lap	Lap Time	Partial	Speed
1 ^a - 1	0'44.949	0'44.949	230.770
1 ^a - 2	1'27.201	0'42.252	Silva
1 ^a - 3	2'23.912	0'56.711	
2 ^a - 1	0'36.873	0'36.873	243.793
2 ^a - 2	1'16.391	0'39.518	Silva
2 ^a - 3	2'12.497	0'56.106	
3 ^a - 1	0'37.225	0'37.225	244.344
3 ^a - 2	1'16.750	0'39.525	Silva
3 ^a - 3	2'12.843	0'56.093	
4 ^a - 1	0'37.702	0'37.702	245.455
4 ^a - 2	1'17.023	0'39.321	Silva
4 ^a - 3	2'13.190	0'56.167	
5 ^a - 1	0'36.939	0'36.939	244.344
5 ^a - 2	1'16.048	0'39.109	Silva
5 ^a - 3	2'11.768	0'55.720	
6 ^a - 1	0'36.651	0'36.651	243.244
6 ^a - 2	1'15.367	0'38.716	Silva
6 ^a - 3	2'11.291	0'55.924	
7 ^a - 1	0'36.606	0'36.606	244.344
7 ^a - 2	1'15.907	0'39.301	Silva
7 ^a - 3	2'12.841	0'56.934	
8 ^a - 1	0'37.070	0'37.070	244.344
8 ^a - 2	1'16.048	0'38.978	Silva
8 ^a - 3	2'11.885	0'55.837	
9 ^a - 1	0'37.098	0'37.098	244.344
9 ^a - 2	1'18.579	0'41.481	Silva
9 ^a - 3			
10 ^a - 1			
10 ^a - 2			
10 ^a - 3			
11 ^a - 1			
11 ^a - 2			
11 ^a - 3			
12 ^a - 1			
12 ^a - 2			
12 ^a - 3			
13 ^a - 1			
13 ^a - 2			
13 ^a - 3			
14 ^a - 1			
14 ^a - 2			
14 ^a - 3			
15 ^a - 1			
15 ^a - 2			
15 ^a - 3			
16 ^a - 1			
16 ^a - 2			
16 ^a - 3			
17 ^a - 1			
17 ^a - 2			
17 ^a - 3			
18 ^a - 1			
18 ^a - 2			
18 ^a - 3			
19 ^a - 1			
19 ^a - 2			
19 ^a - 3			
20 ^a - 1			
20 ^a - 2			
20 ^a - 3			
21 ^a - 1			
21 ^a - 2			
21 ^a - 3			



**Circuit Paul Ricard
International GT Open
RACE 2**

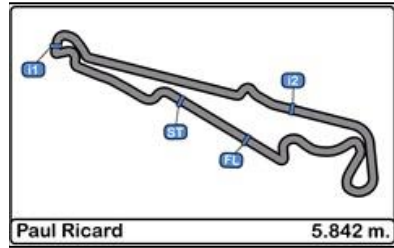
LAP ANALYSIS

05/06/2016

Number	99		
Lap	Lap Time	Partial	Speed
22 ^a - 1			
22 ^a - 2			
22 ^a - 3			
23 ^a - 1			
23 ^a - 2			
23 ^a - 3			
24 ^a - 1			
24 ^a - 2			
24 ^a - 3			
25 ^a - 1			
25 ^a - 2			
25 ^a - 3			
26 ^a - 1			
26 ^a - 2			
26 ^a - 3			
27 ^a - 1			
27 ^a - 2			
27 ^a - 3			
28 ^a - 1			
28 ^a - 2			
28 ^a - 3			

Ideal Lap	
0'36.606	0'36.606
1'15.322	0'38.716
2'11.042	0'55.720

Ideal Best Lap	
0'34.671	0'34.671
1'12.032	0'37.361
2'04.718	0'52.686

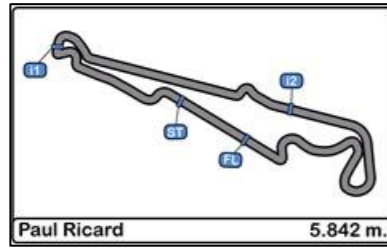


Circuit Paul Ricard
International GT Open
RACE 2

Best Sectors Results

05/06/2016

Sector - 1			Sector - 2			Sector - 3			Ideal Lap vs Best Lap			
Ord.	Nº Driver	Time	Nº Driver	Time	Nº Driver	Time	Ord.	Nº Driver	Ideal Lap	Best Lap	Ord.	
1	88 West - Ledogar	34.671	88 West - Ledogar	37.361	88 West - Ledogar	52.686	1	88 West - Ledogar	2'04.718	2'04.718	1	
2	7 Caldarelli - Liuzzi	35.053	27 Biagi - Crestani	37.451	5 Cruz - De Castro	53.219	2	27 Biagi - Crestani	2'05.924	2'06.021	2	
3	64 Busnelli - Babini	35.097	51 Perazzini - Cioci	37.541	51 Perazzini - Cioci	53.249	3	51 Perazzini - Cioci	2'05.940	2'06.356	4	
4	27 Biagi - Crestani	35.147	10 Abbott - Noble	37.663	2 Yacaman - Monje	53.296	4	59 Benham - Tappy	2'06.295	2'06.401	5	
5	51 Perazzini - Cioci	35.150	59 Benham - Tappy	37.678	27 Biagi - Crestani	53.326	5	64 Busnelli - Babini	2'06.322	2'06.322	3	
6	59 Benham - Tappy	35.172	34 Yoluc - Hankey	37.726	15 Braams - Barreiros	53.344	6	34 Yoluc - Hankey	2'06.364	2'06.589	7	
7	1 Ramos - Rodriguez	35.222	1 Ramos - Rodriguez	37.737	34 Yoluc - Hankey	53.359	7	5 Cruz - De Castro	2'06.425	2'06.795	8	
8	34 Yoluc - Hankey	35.279	5 Cruz - De Castro	37.787	64 Busnelli - Babini	53.424	8	2 Yacaman - Monje	2'06.492	2'06.888	9	
9	22 Balfe - Keen	35.373	64 Busnelli - Babini	37.801	59 Benham - Tappy	53.445	9	7 Caldarelli - Liuzzi	2'06.557	2'06.583	6	
10	2 Yacaman - Monje	35.381	2 Yacaman - Monje	37.815	22 Balfe - Keen	53.608	10	1 Ramos - Rodriguez	2'06.645	2'07.130	12	
11	5 Cruz - De Castro	35.419	7 Caldarelli - Liuzzi	37.853	7 Caldarelli - Liuzzi	53.651	11	15 Braams - Barreiros	2'06.863	2'07.121	11	
12	15 Braams - Barreiros	35.550	22 Balfe - Keen	37.948	1 Ramos - Rodriguez	53.686	12	22 Balfe - Keen	2'06.929	2'07.113	10	
13	13 Dhillon - Lémeret	35.664	15 Braams - Barreiros	37.969	13 Dhillon - Lémeret	53.955	13	13 Dhillon - Lémeret	2'07.598	2'07.999	13	
14	10 Abbott - Noble	35.947	13 Dhillon - Lémeret	37.979	10 Abbott - Noble	54.540	14	10 Abbott - Noble	2'08.150	2'08.523	14	
15	17 Davide Roda	36.407	17 Davide Roda	38.699	17 Davide Roda	55.225	15	17 Davide Roda	2'10.331	2'10.927	15	
16	99 Coimbra - Silva	36.606	99 Coimbra - Silva	38.716	99 Coimbra - Silva	55.720	16	99 Coimbra - Silva	2'11.042	2'11.291	16	



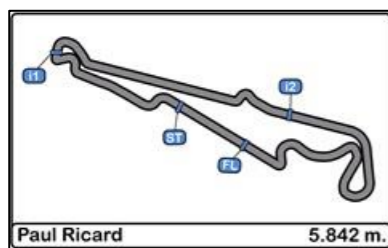
Circuit Paul Ricard
International GT Open
RACE 2

BEST TOP SPEEDS

05/06/2016

Ord.	Nº	Entrant / Team	Nat.	Driver	Nat.	St.	Driver 2	Nat.	St.	Vehicle	Cat.	Cla.	Top 1		Top 2		Top 3		Top 4		Top 5		Avg.
													Km/h	Lap	Km/h	Lap	Km/h	Lap	Km/h	Lap	Km/h	Lap	
1	5	Drivex School	ESP	Juan Cruz Alvarez	ARG	Silver	Miguel A. de Castro	ESP	Silver	Audi R8 LMS Ultra	GP	1º	256.532	25	252.336	14	251.163	21	251.163	2	250.580	15	252.355
2	10	James Abbott / Radical Works Team	GBR	James Abbott	GBR	Silver	Colin Noble	GBR	Bronze	Radical RXC Turbo GT3	GP	2º	256.532	20	256.532	19	256.532	26	255.924	25	255.924	27	256.289
3	51	AF Corse	ITA	Piergiuseppe Perazzini	ITA	Bronze	Marco Cioci	ITA	Gold	Ferrari 488 GT3	GP	3º	255.924	27	255.319	25	255.319	26	255.319	28	255.319	21	255.440
4	22	Shaun Balfe / Balfe Motorsport	GBR	Shaun Balfe	GBR	Bronze	Phil Keen	GBR	Silver	Ferrari 458 Italia GT3	GP	4º	255.319	4	254.118	15	253.521	11	252.927	2	252.927	12	253.763
5	1	RACE / BMW Team Teo Martin	ESP	Miguel Ramos	PRT	Silver	Roldan Rodriguez	ESP	Silver	BMW M6 GT3	GP	5º	253.521	26	250.580	5	249.423	10	249.423	11	248.848	8	250.359
6	34	TF Sport	GBR	Salih Yoluc	TUR	Bronze	Euan Hankey	GBR	Silver	Aston Martin Vantage	GP	6º	252.927	21	252.927	26	252.927	11	252.927	16	252.927	23	252.927
7	59	Garage 59	GBR	Michael Benham	GBR	Bronze	Duncan Tappy	GBR	Gold	McLaren 650 S GT3	GP	7º	252.927	26	251.163	21	250.580	11	250.580	27	250.000	22	251.050
8	2	RACE / BMW Team Teo Martin	ESP	Gustavo Yacaman	COL	Gold	Fernando Monje	ESP	Silver	BMW M6 GT3	GP	8º	252.336	2	251.748	15	250.580	3	250.000	23	250.000	27	250.933
9	88	Garage 59	GBR	Alexander West	SWE	Bronze	Côme Ledogar	FRA	Gold	McLaren 650 S GT3	GP	9º	251.748	14	251.163	27	250.580	2	250.580	23	250.580	24	250.930
10	7	FFF Racing Team by ACM	CHN	Andrea Caldarelli	ITA	Gold	Vitantonio Liuzzi	ITA	Platinum	Lamborghini Huracan GT3	GP	10º	250.580	4	248.276	15	248.276	21	248.276	26	248.276	2	248.737
11	64	Ebimotors	ITA	Emanuele Busnelli	ITA	Bronze	Fabio Babini	ITA	Platinum	Lamborghini Huracan GT3	GP	11º	250.580	13	250.580	8	250.580	3	250.580	12	250.580	15	250.580
12	17	Petri Corse	ITA	Davide Roda	ITA	Bronze				Lamborghini Huracan ST	GA	1º	249.423	2	248.848	3	248.848	4	247.706	6	247.140	5	248.393
13	15	V8 Racing	NLD	Max Braams	NLD	Bronze	Filipe Barreiros	PRT	Bronze	Renault RS01 GT3	GA	2º	248.848	15	248.848	4	248.848	27	248.276	6	248.276	14	248.619
14	27	Orange 1 T. Lazarus	ITA	Thomas Biagi	ITA	Gold	Fabrizio Crestani	ITA	Silver	Lamborghini Huracan GT3	GP	12º	248.276	11	248.276	4	247.706	9	247.706	3	247.706	2	247.934
15	13	AF Corse	ITA	John Dhillon	GBR	Bronze	Stéphane Lémeret	BEL	Bronze	Ferrari 458 Italia GT3	GA	3º	247.140	2	247.140	15	246.575	3	246.575	22	246.575	24	246.801
16	99	Sports and You	PRT	Antonio Coimbra	PRT	Bronze	Luis Silva	PRT	Bronze	Mercedes AMG GT3	GA	4º	245.455	4	244.344	3	244.344	5	244.344	7	244.344	8	244.566



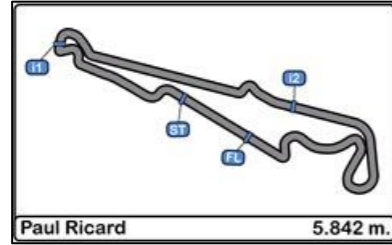


Circuit Paul Ricard
International GT Open
RACE 2

FASTEST LAP SEQUENCE

05/06/2016

Time of Day	Session Time	Nº	Entrant / Team	Nat.	Driver	Nat.	St.	Driver_2	Nat.	St.	Vehicle	Cat.	Time	Km/h	Lap
14:16'17.075	2'10.145	59	Garage 59	GBR	Michael Benham	GBR	Bronze	Duncan Tappy	GBR	Gold	McLaren 650 S GT3	GP	2'10.145	161.598	1
14:18'24.483	4'17.416	59	Garage 59	GBR	Michael Benham	GBR	Bronze	Duncan Tappy	GBR	Gold	McLaren 650 S GT3	GP	2'07.271	165.247	2
14:18'24.793	4'17.731	51	AF Corse	ITA	Piergiuseppe Perazzini	ITA	Bronze	Marco Cioci	ITA	Gold	Ferrari 488 GT3	GP	2'07.244	165.282	2
14:18'25.073	4'18.259	34	TF Sport	GBR	Salih Yoluc	TUR	Bronze	Euan Hankey	GBR	Silver	Aston Martin Vantage	GP	2'07.015	165.580	2
14:20'31.451	6'24.279	59	Garage 59	GBR	Michael Benham	GBR	Bronze	Duncan Tappy	GBR	Gold	McLaren 650 S GT3	GP	2'06.863	165.779	3
14:22'38.051	8'30.963	59	Garage 59	GBR	Michael Benham	GBR	Bronze	Duncan Tappy	GBR	Gold	McLaren 650 S GT3	GP	2'06.684	166.013	4
14:24'44.206	10'37.364	59	Garage 59	GBR	Michael Benham	GBR	Bronze	Duncan Tappy	GBR	Gold	McLaren 650 S GT3	GP	2'06.401	166.385	5
14:27'04.469	12'57.683	64	Ebimotors	ITA	Emanuele Busnelli	ITA	Bronze	Fabio Babini	ITA	Platinum	Lamborghini Huracan GT3	GP	2'06.322	166.489	6
14:43'39.425	4'10.910	88	Garage 59	GBR	Alexander West	SWE	Bronze	Côme Ledogar	FRA	Gold	McLaren 650 S GT3	GP	2'06.036	166.867	13
14:45'20.373	5'51.825	27	Orange 1 T. Lazarus	ITA	Thomas Biagi	ITA	Gold	Fabrizio Crestani	ITA	Silver	Lamborghini Huracan GT3	GP	2'06.021	166.886	14
14:45'45.262	6'16.777	88	Garage 59	GBR	Alexander West	SWE	Bronze	Côme Ledogar	FRA	Gold	McLaren 650 S GT3	GP	2'05.867	167.091	14
14:47'49.962	8'21.495	88	Garage 59	GBR	Alexander West	SWE	Bronze	Côme Ledogar	FRA	Gold	McLaren 650 S GT3	GP	2'04.718	168.630	15



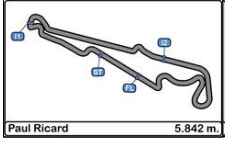
Circuit Paul Ricard
International GT Open
RACE 2

EVENT MAXIMUM SPEED

05/06/2016

Ord.	Nº	Entrant / Team	Nat.	Driver	Nat.	St.	Driver 2	Nat.	St.	Vehicle	Cat.	Cla.	Km/h	Lap	Session
1	51	AF Corse	ITA	Piergiuseppe Perazzini	ITA	Bronze	Marco Cioci	ITA	Gold	Ferrari 488 GT3	GP	1º	259.616	8	Free Practice 1
2	10	James Abbott / Radical Works Team	GBR	James Abbott	GBR	Silver	Colin Noble	GBR	Bronze	Radical RXC Turbo GT3	GP	2º	257.143	7	Qualifying 1
3	5	Drivex School	ESP	Juan Cruz Alvarez	ARG	Silver	Miguel A. de Castro	ESP	Silver	Audi R8 LMS Ultra	GP	3º	256.533	25	RACE 2
4	22	Shaun Balfe / Balfe Motorsport	GBR	Shaun Balfe	GBR	Bronze	Phil Keen	GBR	Silver	Ferrari 458 Italia GT3	GP	4º	255.320	4	RACE 2
5	59	Garage 59	GBR	Michael Benham	GBR	Bronze	Duncan Tappy	GBR	Gold	McLaren 650 S GT3	GP	5º	254.717	31	RACE 1
6	7	FFF Racing Team by ACM	CHN	Andrea Caldarelli	ITA	Gold	Vitantonio Liuzzi	ITA	Platinum	Lamborghini Huracan GT3	GP	6º	254.118	29	RACE 1
7	1	RACE / BMW Team Teo Martin	ESP	Miguel Ramos	PRT	Silver	Roldan Rodriguez	ESP	Silver	BMW M6 GT3	GP	7º	253.522	26	RACE 2
8	2	RACE / BMW Team Teo Martin	ESP	Gustavo Yacaman	COL	Gold	Fernando Monje	ESP	Silver	BMW M6 GT3	GP	8º	252.928	8	Qualifying 2
9	34	TF Sport	GBR	Salih Yoluc	TUR	Bronze	Euan Hankey	GBR	Silver	Aston Martin Vantage	GP	9º	252.928	21	RACE 2
10	64	Ebimotors	ITA	Emanuele Busnelli	ITA	Bronze	Fabio Babini	ITA	Platinum	Lamborghini Huracan GT3	GP	10º	252.928	11	Qualifying 2
11	88	Garage 59	GBR	Alexander West	SWE	Bronze	Côme Ledogar	FRA	Gold	McLaren 650 S GT3	GP	11º	251.749	5	Free Practice 2
12	17	Petri Corse	ITA	Davide Roda	ITA	Bronze				Lamborghini Huracan ST	GA	1º	250.581	3	Qualifying 1
13	27	Orange 1 T. Lazarus	ITA	Thomas Biagi	ITA	Gold	Fabrizio Crestani	ITA	Silver	Lamborghini Huracan GT3	GP	12º	250.001	3	Free Practice 1
14	15	V8 Racing	NLD	Max Braams	NLD	Bronze	Filipe Barreiros	PRT	Bronze	Renault RS01 GT3	GA	2º	249.423	24	RACE 1
15	8	TF Sport	GBR	Euan Hankey	GBR	Silver				Aston Martin Vantage	GP	13º	248.848	3	Free Practice 1
16	13	AF Corse	ITA	John Dhillon	GBR	Bronze	Stéphane Lémeret	BEL	Bronze	Ferrari 458 Italia GT3	GA	3º	248.848	11	Qualifying 2
17	99	Sports and You	PRT	Antonio Coimbra	PRT	Bronze	Luis Silva	PRT	Bronze	Mercedes AMG GT3	GA	4º	248.848	10	Free Practice 2





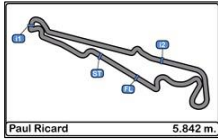
Circuit Paul Ricard

RACE 2

LAP CHART

####

Order	Start	GAP / LT	1 ^a	GAP / LT	2 ^a	GAP / LT	3 ^a	GAP / LT	4 ^a	GAP / LT	5 ^a	GAP / LT	6 ^a	GAP / LT	7 ^a	GAP / LT	8 ^a	GAP / LT	9 ^a	GAP / LT	10 ^a	GAP / LT	11 ^a	GAP / LT	12 ^a	GAP / LT	13 ^a	GAP / LT	14 ^a	GAP / LT	15 ^a	GAP / LT	16 ^a	GAP / LT		
1 ^o	74	2'04.860	74	2'11.242	74	2'06.551	74	2'07.473	74	2'07.48	74	2'06.853	74	2'06.588	74	2'06.5	74	4'15.688	74	4'15.281	74	2'06.91	74	2'10.373	9	3'09.416	99	3'24.232	99	3'31.284	61	2'09.626	61	2'08.282		
2 ^o	99	1'240 2'06.100	99	2.546 2'13.788	99	4.584 2'08.589	99	5.434 2'08.323	99	6.175 2'08.221	99	6.969 2'07.647	99	8.384 2'08.003	99	9.450 2'07.566	99	0.893 4'07.131	99	1.564 4'15.952	99	2.256 2'07.602	99	17.593 2'25.71	74	1.284 3'47.649	8	0.629 3'06.852	69	1.577 3'31.01	69	0.532 2'10.818	69	1.518 2'09.268		
3 ^o	2	1'266 2'06.126	2	4.860 2'16.102	27	6.345 2'07.653	27	7.229 2'08.357	27	7.446 2'07.697	27	8.281 2'07.688	27	9.390 2'07.697	27	10.100 2'07.21	27	1.396 4'06.984	27	1.869 4'15.754	2	5.634 2'08.544	2	18.065 2'22.804	72	4.363 3'27.763	19	1.271 3'07.079	8	1.744 3'32.399	19	1.501 2'11.594	19	2.153 2'08.934		
4 ^o	27	2'532 2'07.392	27	5.243 2'16.485	2	7.903 2'09.594	2	8.435 2'08.005	2	8.763 2'07.808	2	9.662 2'07.752	2	11.038 2'07.964	2	12.217 2'07.679	2	2.304 4'05.775	2	4.000 4'16.977	69	8.755 2'10.573	72	22.965 2'17.354	17	4.940 3'19.392	69	1.851 3'04.932	19	1.770 3'31.783	63	4.269 2'13.204	63	7.297 2'11.31		
5 ^o	46	2'596 2'07.456	46	7.719 2'18.961	46	12.826 2'11.658	46	16.907 2'11.554	69	19.999 2'10.384	69	22.789 2'09.643	69	25.849 2'09.648	69	30.860 2'11.311	69	3.572 3'48.6	69	5.092 4'16.801	61	10.354 2'11.729	69	23.988 2'25.606	99	8.434 3'37.206	61	2.338 3'04.882	61	2.237 3'31.183	2	6.950 2'13.019	2	9.837 2'11.169		
6 ^o	61	3'591 2'08.451	61	8.580 2'19.822	69	13.852 2'10.997	69	17.095 2'10.716	61	21.464 2'10.515	61	23.775 2'09.164	61	26.631 2'09.444	61	31.507 2'11.376	61	4.093 3'48.274	61	5.535 4'16.723	46	12.672 2'13.535	63	31.852 2'27.462	8	26.443 3'31.938	63	4.023 3'02.137	63	2.928 3'30.189	46	8.133 2'13.025	46	11.433 2'11.582		
7 ^o	20	4'225 2'09.085	20	9.318 2'20.56	20	14.709 2'11.942	61	18.429 2'10.902	46	22.304 2'12.877	46	27.108 2'11.657	46	31.255 2'10.735	46	35.709 2'10.954	46	4.799 3'44.778	46	6.047 4'16.529	63	14.763 2'14.943	17	31.913 2'20.878	19	26.858 3'38.869	3	5.209 2'48.402	3	5.015 3'31.09	3	9.213 2'16.061	74	11.607 2'09.703		
8 ^o	69	4'259 2'09.119	69	9.408 2'20.648	61	15.000 2'12.971	20	18.663 2'11.427	20	22.659 2'11.476	63	29.316 2'11.905	63	33.720 2'10.992	63	38.200 2'10.98	63	6.487 3'43.975	63	6.730 4'15.524	19	14.890 2'14.177	19	34.354 2'29.837	69	29.585 3'51.962	9	5.924 3'38.59	29	5.521 3'29.606	74	10.186 2'13.677	3	14.051 2'13.12		
9 ^o	63	6'674 2'11.534	63	10.845 2'22.087	63	16.383 2'12.089	63	20.351 2'11.441	63	24.264 2'11.393	19	32.306 2'12.136	19	37.572 2'11.854	19	42.711 2'11.639	19	6.733 3'39.71	19	7.623 4'16.171	72	15.984 2'14.15	9	36.949 2'29.606	61	30.122 2'33.286	29	7.199 2'49.365	2	5.794 3'28.835	8	10.296 2'20.415	72	16.692 2'12.499		
10 ^o	72	6'837 2'11.697	72	11.755 2'22.997	19	18.114 2'12.512	19	22.465 2'11.824	19	27.023 2'12.038	72	45.036 2'14.588	72	53.396 2'14.948	72	1'02.204 2'15.308	72	7.976 3'21.46	72	8.744 4'16.049	9	17.716 2'15.083	3	37.944 2'28.927	63	34.552 3'49.065	2	8.243 2'49.487	28	6.720 3'29.053	29	10.846 2'17.188	29	17.426 2'14.862		
11 ^o	9	7'372 2'12.232	19	12.153 2'23.395	72	22.772 2'17.568	72	31.453 2'16.154	72	37.301 2'13.328	9	45.855 2'13.791	9	54.034 2'14.767	9	1'06.142 2'18.608	9	8.894 3'18.44	9	9.543 4'15.93	3	19.390 2'15.748	28	40.043 2'23.489	3	49.473 3'57.894	28	8.951 2'43.647	46	6.971 3'27.994	72	12.475 2'14.862	8	19.583 2'17.569		
12 ^o	19	7'700 2'12.560	3	14.377 2'25.619	3	23.627 2'15.801	3	32.453 2'16.299	9	38.917 2'13.861	3	48.333 2'14.419	3	56.515 2'14.77	3	1'06.528 2'16.513	3	9.484 3'18.644	3	10.552 4'16.349	29	20.060 2'15.506	8	40.870 2'29.398	29	50.500 2'27.823	46	10.261 2'27.823	17	8.162 3'28.565	17	14.639 2'18.34	17	22.339 2'15.982		
13 ^o	3	8'214 2'13.074	9	14.891 2'26.133	9	23.858 2'15.518	9	32.536 2'16.151	3	40.767 2'15.794	29	49.744 2'15.016	29	58.482 2'15.326	29	1'07.485 2'15.503	29	11.208 3'19.411	29	11.464 4'15.537	17	21.408 2'15.723	61	1'43.201 3'43.22	2	51.422 4'19.722	17	10.881 3'38.607	74	8.372 3'22.373	28	16.375 2'21.518	28	25.475 2'17.382		
14 ^o	29	8'469 2'13.329	29	15.391 2'26.633	29	24.451 2'15.611	29	33.618 2'16.64	29	41.581 2'15.443	17	52.258 2'14.971	17	1'00.816 2'15.146	17	1'09.839 2'15.523	17	12.084 3'17.933	17	12.595 4'15.792	8	21.845 2'15.819	29	1'55.495 3'45.808	28	57.970 4'04.292	74	17.283 3'48.665	72	9.476 3'13.361	9	36.550 2'18.287	9	46.692 2'18.424		
15 ^o	8	9'212 2'14.072	17	17.924 2'29.166	17	28.202 2'16.829	17	36.227 2'15.498	17	44.140 2'15.393	8	56.085 2'15.663	8	1'04.576 2'15.079	8	1'18.469 2'20.393	8	12.502 3'09.721	8	12.936 4'15.715	28	26.927 2'20.168	46	2'27.381 4'25.082	46	1'15.104 2'34.088	72	27.399 3'55.702	9	30.126 3'55.486	99	47.675 2'59.538	99	47.640 2'08.247		
16 ^o	17	10'205 2'15.065	28	18.919 2'30.161	28	29.891 2'17.523	8	39.166 2'15.579	8	47.275 2'15.589	28	59.432 2'16.894	28	1'09.807 2'16.963	28	1'24.193 2'20.886	28	13.425 3'04.92	28	13.669 4'15.525																
17 ^o	28	11'699 2'16.559	8	21.681 2'32.923	8	31.060 2'15.93	28	40.082 2'17.664	28	49.391 2'16.789																										



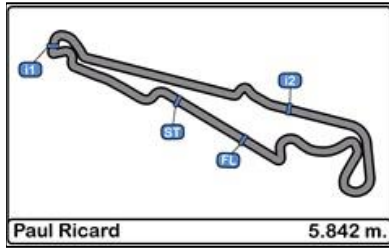
Circuit Paul Ricard

RACE 2

LAP CHART

05/06/2016

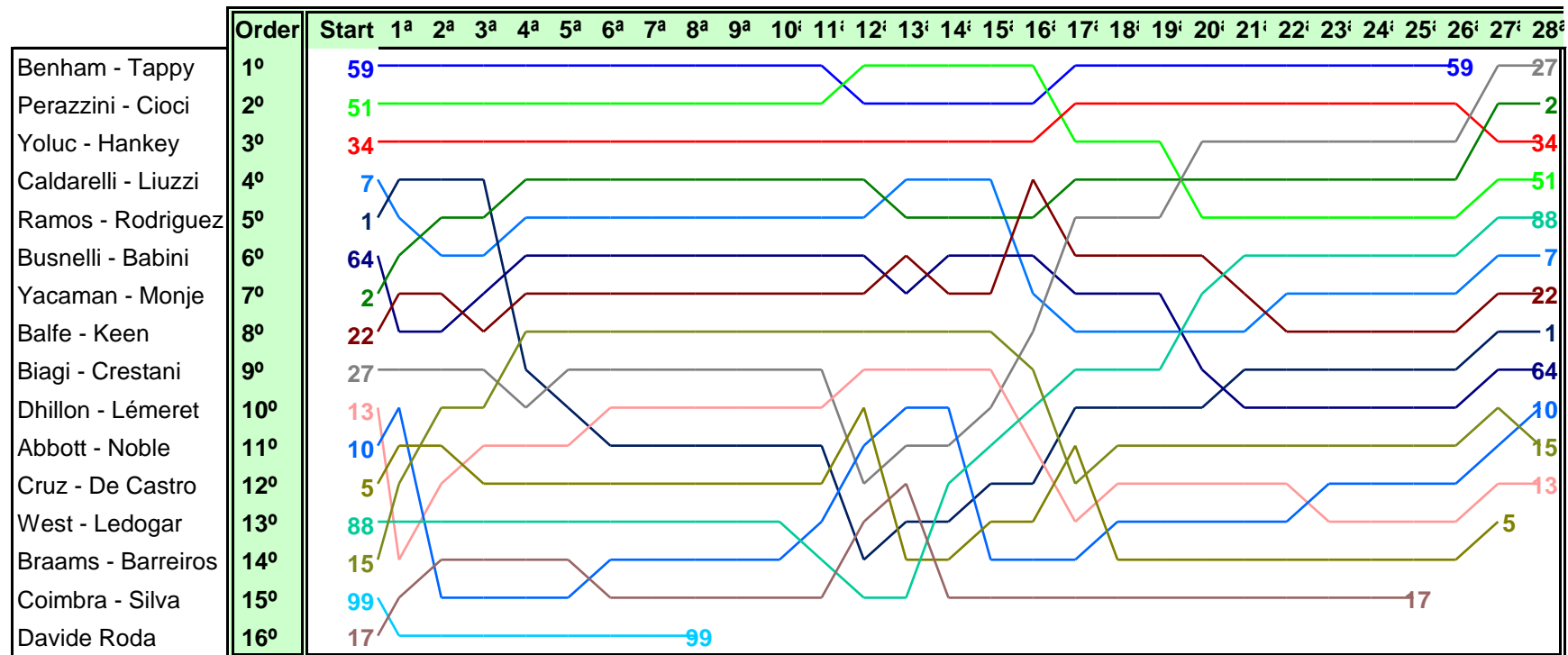
Order	17 ^a	GAP / L	18 ^a	GAP / L	19 ^a	GAP / L	20 ^a	GAP / L	21 ^a	GAP / L	22 ^a	GAP / L	23 ^a	GAP / L	24 ^a	GAP / L
1 ^o	61	2'07.959	61	2'08.377	61	2'07.766	61	2'07.577	61	2'07.967	61	2'09.379	61	2'09.364	61	2'12.483
2 ^o	69	2'08.856	69	2'10.04	69	2'11.078	69	2'11.348	69	2'10.445	74	2'08.709	74	2'08.386	74	2'07.517
3 ^o	19	3.047 2'08.853	19	4.388 2'09.718	19	7.442 2'10.82	19	11.615 2'11.75	74	14.493 2'10.204	19	15.333 2'09.833	69	16.182 2'10.201	69	14.255 2'10.556
4 ^o	63	9.706 2'10.368	74	11.778 2'08.285	74	11.918 2'07.906	74	12.256 2'07.915	19	14.879 2'11.231	69	15.345 2'11.085	19	16.424 2'10.455	19	14.276 2'10.335
5 ^o	74	11.870 2'08.222	63	13.282 2'11.953	63	15.412 2'09.896	63	18.983 2'11.148	63	22.239 2'11.223	63	23.671 2'10.811	63	25.603 2'11.296	63	22.961 2'09.841
6 ^o	2	13.400 2'11.522	2	15.745 2'10.722	2	19.120 2'11.141	2	21.964 2'10.421	2	24.779 2'10.782	2	26.192 2'10.792	2	27.547 2'10.719	2	25.811 2'10.747
7 ^o	46	14.544 2'11.07	46	17.350 2'11.183	46	20.229 2'10.645	46	23.320 2'10.668	46	26.596 2'11.243	46	27.763 2'10.546	46	29.348 2'10.949	46	27.286 2'10.421
8 ^o	3	18.334 2'12.242	3	22.926 2'12.969	3	27.339 2'12.179	72	34.000 2'13.627	72	38.770 2'12.737	72	42.018 2'12.627	72	47.314 2'14.66	99	47.859 2'11.296
9 ^o	72	20.766 2'12.033	72	24.496 2'12.107	72	27.950 2'11.22	3	34.715 2'14.953	29	39.832 2'12.456	29	44.114 2'13.661	29	47.550 2'12.8	3	51.995 2'16.492
10 ^o	29	22.001 2'12.534	29	26.012 2'12.388	29	30.028 2'11.782	29	35.343 2'12.892	3	40.146 2'13.398	3	44.573 2'13.806	3	47.986 2'12.777	72	54.821 2'19.99
11 ^o	8	29.019 2'17.395	17	38.441 2'17.063	17	46.461 2'15.786	99	49.970 2'08.42	99	50.986 2'08.983	99	49.818 2'08.211	99	49.046 2'08.592	29	57.842 2'22.775
12 ^o	17	29.755 2'15.375	8	39.327 2'18.685	99	49.127 2'09.058	17	54.623 2'15.739	17	1'03.059 2'16.403	17	1'09.982 2'16.302	17	1'16.778 2'16.16	17	1'29.192 2'24.897
13 ^o	28	34.099 2'16.583	28	42.879 2'17.157	8	50.283 2'18.722	28	1'02.594 2'17.774	28	1'12.263 2'17.636	28	1'20.336 2'17.452	28	1'28.363 2'17.391	28	1'33.513 2'17.633
14 ^o	99	47.948 2'08.267	99	47.835 2'08.264	28	52.397 2'17.284	8	1'08.277 2'25.571	8	1'17.200 2'16.89	8	1'24.931 2'17.11	8	1'32.893 2'17.326	8	1'37.378 2'16.968
15 ^o																
16 ^o																
17 ^o																

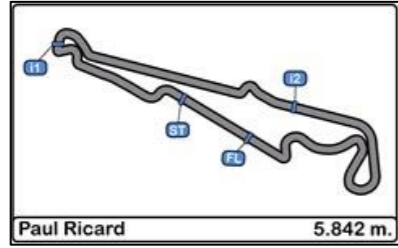


Circuit Paul Ricard
International GT Open
RACE 2

GRAPHIC LAP CHART

05/06/2016





Circuit Paul Ricard
International GT Open
RACE 2

WEATHER REPORT

Track Status DRY

