

Silverstone Circuit
International GT Open
Qualifying 1

RESULTS

23/07/2016

Ord.	Nº	Entrant / Team	Nat.	Driver	Nat.	St.	Driver 2	Nat.	St.	Vehicle	Cat.	Cl.	Laps	Best	Time	Gap	Interval	Km/h
1	88	Garage 59	GBR	Alexander West	SWE	Bronze	<u>Côme Ledogar</u>	FRA	Gold	McLaren 650 S GT3	GP	1º	6	4	1'58.892			178.377
2	18	Nigel Mustill	GBR	<u>Craig Dolby</u>	GBR	Gold	Tomas Enge	DEU	Platinum	Lamborghini Gallardo Rex GT3	GP	2º	11	9	1'58.927	0"035	0"035	178.325
3	2	RACE / BMW Team Teo Martin	ESP	<u>Gustavo Yacamán</u>	COL	Gold	Fernando Monje	ESP	Silver	BMW M6 GT3	GP	3º	4	3	1'58.957	0"065	0"030	178.280
4	1	RACE / BMW Team Teo Martin	ESP	<u>Miguel Ramos</u>	PRT	Silver	Pieter Schothorst	NLD	Silver	BMW M6 GT3	GP	4º	10	9	1'59.542	0"650	0"585	177.407
5	22	Shaun Balfe / Balfe Motorsport	GBR	Shaun Balfe	GBR	Bronze	<u>Phil Keen</u>	GBR	Silver	McLaren 650 S GT3	GP	5º	10	3	1'59.727	0"835	0"185	177.133
6	99	Sports and You	PRT	<u>Manuel Da Costa</u>	PRT	Bronze	Miguel Sardinha	PRT	Bronze	Mercedes AMG GT3	GA	1º	14	13	1'59.791	0"899	0"064	177.038
7	27	Orange 1 Team Lazarus	ITA	<u>Thomas Biagi</u>	ITA	Gold	Fabrizio Crestani	ITA	Silver	Lamborghini Huracan GT3	GP	6º	8	4	2'00.163	1"271	0"372	176.490
8	96	RAW Motorsport	GBR	Robert Wheldon	GBR	Bronze	<u>Thomas Ashton</u>	GBR	Silver	Radical RXC Turbo GT3	GP	7º	8	6	2'00.509	1"617	0"346	175.984
9	34	TF Sport	GBR	<u>Salih Yoluc</u>	TUR	Bronze	Euan Hankey	GBR	Silver	Aston Martin Vantage GT3	GP	8º	6	3	2'00.665	1"773	0"156	175.756
10	10	Radical Works Team	GBR	<u>Colin Noble, jnr.</u>	GBR	Bronze	Steven Burgess	GBR	Silver	Radical RXC Turbo GT3	GP	9º	9	7	2'00.676	1"784	0"011	175.740
11	59	Garage 59	GBR	<u>Michael Benham</u>	GBR	Bronze	Duncan Tappy	GBR	Gold	McLaren 650 S GT3	GP	10º	7	6	2'01.109	2"217	0"433	175.112
12	48	FF Corse	GBR	<u>Paul McNeilly</u>	GBR	Bronze	Jamie Stanley	GBR	Bronze	Ferrari 488 GT3	GA	2º	12	10	2'02.289	3"397	1"180	173.422
13	15	V8 Racing	NLD	<u>Filipe Barreiros</u>	PRT	Bronze	Martin Short	GBR	Bronze	Renault RS01 GT3	GA	3º	12	8	2'02.787	3"895	0"498	172.719

CAR 27 TIME 1.59.949 DISALLOWED TRACK LIMITS. Art. 21.4 Sporting Regulations

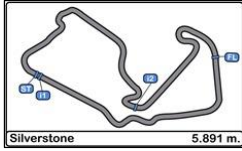
CAR 1 TIME 2.00.06 DISALLOWED TRACK LIMITS. Art. 21.4 Sporting Regulations

Published at:.....

Track Status **DRY**

Stewards: 	Race Director: 	Timekeeper: 
----------------------	---------------------------	---





Silverstone Circuit International GT Open Qualifying 1

LAP ANALYSIS

23/07/2016

Number	1			2			10			15			18		
Lap	Lap Time	Partial	Speed	Lap Time	Partial	Speed	Lap Time	Partial	Speed	Lap Time	Partial	Speed	Lap Time	Partial	Speed
1 ^a - 1	0'36.519	0'36.519	246.014	0'35.785	0'35.785	250.001	0'36.784	0'36.784	252.928	0'38.626	0'38.626	243.793	0'36.103	0'36.103	248.276
1 ^a - 2	1'29.194	0'52.675	Ramos	1'27.722	0'51.937	Yacamán	1'32.150	0'55.366	Noble, jnr.	1'33.201	0'54.575	Barreiros	1'29.077	0'52.974	Dolby
1 ^a - 3	2'00.833	0'31.639		1'59.442	0'31.720		2'04.427	0'32.277		2'05.824	0'32.623		2'00.359	0'31.282	
2 ^a - 1	0'36.102	0'36.102	246.014	0'35.409	0'35.409	249.423	0'36.734	0'36.734	251.749	0'36.674	0'36.674	244.898	0'36.043	0'36.043	246.576
2 ^a - 2	1'29.119	0'53.017	Ramos	1'27.422	0'52.013	Yacamán	1'32.240	0'55.506	Noble, jnr.	1'31.271	0'54.597	Barreiros	1'32.116	0'56.073	Dolby
2 ^a - 3	2'00.840	0'31.721		1'58.957	0'31.535		2'04.660	0'32.420		2'03.816	0'32.545		2'04.249	0'32.133	
3 ^a - 1	0'36.076	0'36.076	247.707	0'36.516	0'36.516	241.072	0'36.887	0'36.887	252.337	0'36.882	0'36.882	244.344	0'35.923	0'35.923	249.423
3 ^a - 2	1'28.629	0'52.553	Ramos	1'46.650	1'10.134	Yacamán	1'32.405	0'55.518	Noble, jnr.	1'31.232	0'54.350	Barreiros	1'28.631	0'52.708	Dolby
3 ^a - 3	2'00.245	0'31.616		2'35.639	0'48.989	PIT	2'04.706	0'32.301		2'03.735	0'32.503		2'00.071	0'31.440	
4 ^a - 1	0'36.250	0'36.250	247.140				0'36.772	0'36.772	254.717	0'36.888	0'36.888	244.898	0'36.016	0'36.016	249.423
4 ^a - 2	1'29.396	0'53.146	Ramos				1'31.251	0'54.479	Noble, jnr.	1'31.743	0'54.855	Barreiros	1'28.871	0'52.855	Dolby
4 ^a - 3	2'13.412	0'44.016	PIT				2'13.481	0'42.230	PIT	2'04.085	0'32.342		2'00.322	0'31.451	
5 ^a - 1	8'42.254	8'42.254	239.468				7'26.748	7'26.748	253.522	0'37.731	0'37.731	243.793	0'35.985	0'35.985	250.001
5 ^a - 2	9'38.259	0'56.005	Ramos				8'20.289	0'53.541	Noble, jnr.	1'36.345	0'58.614	Barreiros	1'28.733	0'52.748	Dolby
5 ^a - 3	10'10.478	0'32.219					8'51.905	0'31.616		2'16.428	0'40.083	PIT	2'04.799	0'36.066	PIT
6 ^a - 1	0'35.910	0'35.910	246.576				0'35.851	0'35.851	254.717	4'17.448	4'17.448	151.049	2'25.661	2'25.661	247.140
6 ^a - 2	1'28.576	0'52.666	Ramos				1'29.054	0'53.203	Noble, jnr.	5'14.210	0'56.762	Barreiros	3'19.484	0'53.823	Dolby
6 ^a - 3	2'00.060	0'31.484					2'00.676	0'31.622		5'46.309	0'32.099		3'50.950	0'31.466	
7 ^a - 1	0'35.836	0'35.836	247.140				0'37.370	0'37.370	240.535	0'36.526	0'36.526	244.898	0'35.542	0'35.542	248.276
7 ^a - 2	1'28.320	0'52.484	Ramos				1'33.249	0'55.879	Noble, jnr.	1'30.553	0'54.027	Barreiros	1'27.738	0'52.196	Dolby
7 ^a - 3	1'59.895	0'31.575					2'05.097	0'31.848		2'02.787	0'32.234		1'58.940	0'31.202	
8 ^a - 1	0'35.817	0'35.817	246.576				0'35.989	0'35.989	255.925	0'37.072	0'37.072	243.793	0'35.399	0'35.399	247.707
8 ^a - 2	1'28.003	0'52.186	Ramos				1'31.584	0'55.595	Noble, jnr.	1'31.318	0'54.246	Barreiros	1'27.790	0'52.391	Dolby
8 ^a - 3	1'59.542	0'31.539					2'15.530	0'43.946	PIT	2'03.379	0'32.061		1'58.927	0'31.137	
9 ^a - 1	0'38.302	0'38.302	189.474							0'37.064	0'37.064	243.793	0'35.704	0'35.704	248.848
9 ^a - 2	1'43.471	1'05.169	Ramos							1'31.240	0'54.176	Barreiros	1'31.800	0'56.096	Dolby
9 ^a - 3	2'26.468	0'42.997	PIT							2'03.471	0'32.231		2'05.108	0'33.308	
10 ^a - 1										0'36.680	0'36.680	245.455	0'35.699	0'35.699	247.707
10 ^a - 2										1'31.112	0'54.432	Barreiros	1'28.203	0'52.504	Dolby
10 ^a - 3										2'03.195	0'32.083		2'06.473	0'38.270	PIT
11 ^a - 1										1'24.515	1'24.515	107.463			
11 ^a - 2										2'47.174	1'22.659	Barreiros			
11 ^a - 3										3'36.058	0'48.884	PIT			
12 ^a - 1															
12 ^a - 2															
12 ^a - 3															
13 ^a - 1															
13 ^a - 2															
13 ^a - 3															

Ideal Lap	
0'35.817	0'35.817
1'28.003	0'52.186
1'59.487	0'31.484

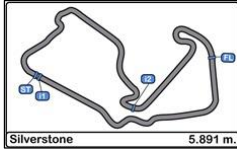
Ideal Lap	
0'35.409	0'35.409
1'27.346	0'51.937
1'58.881	0'31.535

Ideal Lap	
0'35.851	0'35.851
1'29.054	0'53.203
2'00.670	0'31.616

Ideal Lap	
0'36.526	0'36.526
1'30.553	0'54.027
2'02.614	0'32.061

Ideal Lap	
0'35.399	0'35.399
1'27.595	0'52.196
1'58.732	0'31.137

Ideal Best Lap	
0'35.399	0'35.399
1'27.336	0'51.937
1'58.473	0'31.137



Silverstone Circuit International GT Open Qualifying 1

LAP ANALYSIS

23/07/2016

Number	22			27			34			48			59		
	Lap Time	Partial	Speed	Lap Time	Partial	Speed	Lap Time	Partial	Speed	Lap Time	Partial	Speed	Lap Time	Partial	Speed
1 ^a - 1	0'35.782	0'35.782	247.707	0'36.610	0'36.610	250.001	0'36.172	0'36.172	250.581	0'36.736	0'36.736	249.423	0'36.813	0'36.813	246.576
1 ^a - 2	1'28.579	0'52.797	Keen	1'30.671	0'54.061	Biagi	1'29.678	0'53.506	Yoluc	1'32.034	0'55.298	McNeilly	1'30.955	0'54.142	Benham
1 ^a - 3	1'59.966	0'31.387		2'07.211	0'36.540	PIT	2'01.451	0'31.773		2'04.588	0'32.554		2'03.257	0'32.302	
2 ^a - 1	0'35.803	0'35.803	247.140	10'02.279	10'02.279	247.707	0'35.824	0'35.824	252.928	0'41.995	0'41.995	241.611	0'36.350	0'36.350	248.848
2 ^a - 2	1'28.311	0'52.508	Keen	10'59.293	0'57.014	Biagi	1'29.161	0'53.337	Yoluc	1'39.395	0'57.400	McNeilly	1'29.759	0'53.409	Benham
2 ^a - 3	1'59.727	0'31.416		11'33.739	0'34.446		2'00.665	0'31.504		2'16.125	0'36.730		2'01.764	0'32.005	
3 ^a - 1	0'36.114	0'36.114	246.014	0'36.170	0'36.170	250.581	0'35.887	0'35.887	252.337	0'40.924	0'40.924	251.163	0'36.452	0'36.452	247.707
3 ^a - 2	1'33.783	0'57.669	Keen	1'28.553	0'52.383	Biagi	1'29.118	0'53.231	Yoluc	1'40.141	0'59.217	McNeilly	1'30.141	0'53.689	Benham
3 ^a - 3	2'13.691	0'39.908	PIT	2'00.163	0'31.610		2'00.695	0'31.577		2'21.651	0'41.510	PIT	2'02.298	0'32.157	
4 ^a - 1	11'07.567	11'07.567	241.072	0'35.702	0'35.702	251.163	0'35.964	0'35.964	251.749	2'44.248	2'44.248	252.928	0'40.468	0'40.468	218.624
4 ^a - 2	12'01.606	0'54.039	Keen	1'28.393	0'52.691	Biagi	1'29.209	0'53.245	Yoluc	3'39.885	0'55.637	McNeilly	1'41.622	1'01.154	Benham
4 ^a - 3	12'35.883	0'34.277		1'59.949	0'31.556		2'00.935	0'31.726		4'14.794	0'34.909		2'14.216	0'32.594	
5 ^a - 1	0'36.077	0'36.077	246.576	0'35.891	0'35.891	251.749	0'36.051	0'36.051	251.163	0'36.636	0'36.636	252.337	0'36.439	0'36.439	247.707
5 ^a - 2	1'32.166	0'56.089	Keen	1'32.894	0'57.003	Biagi	1'29.463	0'53.412	Yoluc	1'31.658	0'55.022	McNeilly	1'29.346	0'52.907	Benham
5 ^a - 3	2'05.412	0'33.246		2'05.209	0'32.315		2'16.628	0'47.165	PIT	2'03.587	0'31.929		2'01.109	0'31.763	
6 ^a - 1	0'36.026	0'36.026	247.140	0'35.953	0'35.953	252.337				0'36.594	0'36.594	253.522	0'39.878	0'39.878	240.000
6 ^a - 2	1'28.378	0'52.352	Keen	1'28.564	0'52.611	Biagi				1'31.351	0'54.757	McNeilly	1'40.475	1'00.597	Benham
6 ^a - 3	2'00.398	0'32.020		2'00.190	0'31.626					2'03.294	0'31.943		2'17.750	0'37.275	PIT
7 ^a - 1	0'36.021	0'36.021	249.423	0'38.082	0'38.082	242.153				0'36.511	0'36.511	252.337			
7 ^a - 2	1'40.342	1'04.321	Keen	1'34.806	0'56.724	Biagi				1'31.013	0'54.502	McNeilly			
7 ^a - 3	2'27.165	0'46.823	PIT	2'16.196	0'41.390	PIT				2'02.848	0'31.835				
8 ^a - 1	3'19.371	3'19.371	244.344							0'36.608	0'36.608	252.337			
8 ^a - 2	4'11.999	0'52.628	Keen							1'31.196	0'54.588	McNeilly			
8 ^a - 3	4'43.713	0'31.714								2'03.157	0'31.961				
9 ^a - 1	0'36.105	0'36.105	246.576							0'36.319	0'36.319	254.717			
9 ^a - 2	1'28.753	0'52.648	Keen							1'30.408	0'54.089	McNeilly			
9 ^a - 3	2'06.508	0'37.755	PIT							2'02.289	0'31.881				
10 ^a - 1															
10 ^a - 2										1'38.899	1'38.899	McNeilly			
10 ^a - 3										2'17.197	0'38.298				
11 ^a - 1										0'36.376	0'36.376	253.522			
11 ^a - 2										1'32.554	0'56.178	McNeilly			
11 ^a - 3										2'12.547	0'39.993	PIT			
12 ^a - 1															
12 ^a - 2															
12 ^a - 3															
13 ^a - 1															
13 ^a - 2															
13 ^a - 3															

Ideal Lap	
0'35.782	0'35.782
1'28.134	0'52.352
1'59.521	0'31.387

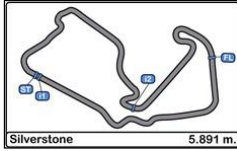
Ideal Lap	
0'35.702	0'35.702
1'28.085	0'52.383
1'59.641	0'31.556

Ideal Lap	
0'35.824	0'35.824
1'29.055	0'53.231
2'00.559	0'31.504

Ideal Lap	
0'36.319	0'36.319
1'30.408	0'54.089
2'02.243	0'31.835

Ideal Lap	
0'36.350	0'36.350
1'29.257	0'52.907
2'01.020	0'31.763

Ideal Best Lap	
0'35.399	0'35.399
1'27.336	0'51.937
1'58.473	0'31.137



Silverstone Circuit International GT Open Qualifying 1

LAP ANALYSIS

23/07/2016

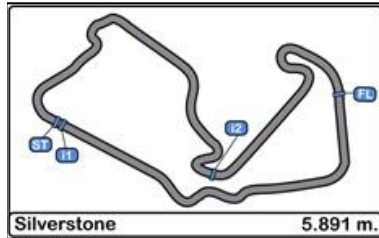
Number	88			96			99		
	Lap Time	Partial	Speed	Lap Time	Partial	Speed	Lap Time	Partial	Speed
1 ^a - 1	0'35.818	0'35.818	249.423	0'36.960	0'36.960	249.423	0'38.347	0'38.347	247.707
1 ^a - 2	1'27.944	0'52.126	Ledogar	1'32.201	0'55.241	Ashton	2'15.759	1'37.412	Da Costa
1 ^a - 3	1'59.376	0'31.432		2'04.554	0'32.353		3'29.975	1'14.216	PIT
2 ^a - 1	0'35.664	0'35.664	249.423	0'36.883	0'36.883	251.163	2'34.247	2'34.247	242.697
2 ^a - 2	1'28.189	0'52.525	Ledogar	1'31.580	0'54.697	Ashton	3'30.735	0'56.488	Da Costa
2 ^a - 3	1'59.524	0'31.335		2'03.995	0'32.415		4'03.239	0'32.504	
3 ^a - 1	0'35.545	0'35.545	250.001	0'37.126	0'37.126	250.000	0'36.925	0'36.925	247.140
3 ^a - 2	1'27.488	0'51.943	Ledogar	1'32.446	0'55.320	Ashton	1'30.676	0'53.751	Da Costa
3 ^a - 3	1'58.892	0'31.404		2'13.802	0'41.356	PIT	2'02.389	0'31.713	
4 ^a - 1	0'38.084	0'38.084	220.409	7'37.040	7'37.040	252.337	0'36.539	0'36.539	248.276
4 ^a - 2	1'45.431	1'07.347	Ledogar	8'36.234	0'59.194	Ashton	1'29.720	0'53.181	Da Costa
4 ^a - 3	2'23.503	0'38.072		9'08.281	0'32.047		2'01.295	0'31.575	
5 ^a - 1	0'35.740	0'35.740	250.000	0'35.848	0'35.848	252.928	0'36.307	0'36.307	247.707
5 ^a - 2	1'28.525	0'52.785	Ledogar	1'28.932	0'53.084	Ashton	1'29.627	0'53.320	Da Costa
5 ^a - 3	2'11.670	0'43.145	PIT	2'00.509	0'31.577		2'01.161	0'31.534	
6 ^a - 1				0'39.114	0'39.114	153.192	0'36.050	0'36.050	248.848
6 ^a - 2				1'42.082	1'02.968	Ashton	1'29.304	0'53.254	Da Costa
6 ^a - 3				2'16.729	0'34.647		2'00.849	0'31.545	
7 ^a - 1				0'35.911	0'35.911	255.925	0'36.082	0'36.082	248.276
7 ^a - 2				1'32.802	0'56.891	Ashton	1'28.983	0'52.901	Da Costa
7 ^a - 3				2'05.218	0'32.416		2'00.606	0'31.623	
8 ^a - 1							0'36.432	0'36.432	246.014
8 ^a - 2							1'33.756	0'57.324	Da Costa
8 ^a - 3							2'11.637	0'37.881	PIT
9 ^a - 1							2'02.721	2'02.721	121.485
9 ^a - 2							3'05.207	1'02.486	Da Costa
9 ^a - 3							3'42.084	0'36.877	
10 ^a - 1							0'36.238	0'36.238	248.848
10 ^a - 2							1'39.609	1'03.371	Da Costa
10 ^a - 3							2'34.090	0'54.481	PIT
11 ^a - 1							3'25.419	3'25.419	247.140
11 ^a - 2							4'19.636	0'54.217	Da Costa
11 ^a - 3							4'51.727	0'32.091	
12 ^a - 1							0'36.019	0'36.019	250.000
12 ^a - 2							1'28.440	0'52.421	Da Costa
12 ^a - 3							1'59.791	0'31.351	
13 ^a - 1							0'40.094	0'40.094	213.018
13 ^a - 2							1'52.070	1'11.976	Da Costa
13 ^a - 3							2'46.279	0'54.209	PIT

Ideal Lap	
0'35.545	0'35.545
1'27.488	0'51.943
1'58.823	0'31.335

Ideal Lap	
0'35.848	0'35.848
1'28.932	0'53.084
2'00.509	0'31.577

Ideal Lap	
0'36.019	0'36.019
1'28.440	0'52.421
1'59.791	0'31.351

Ideal Best Lap	
0'35.399	0'35.399
1'27.336	0'51.937
1'58.473	0'31.137

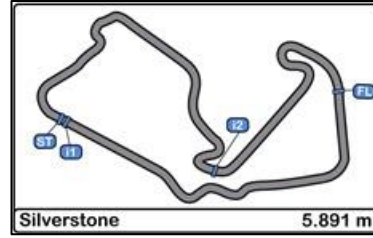


Silverstone Circuit International GT Open Qualifying 1

Best Sectors Results

23/07/2016

Sector - 1			Sector - 2			Sector - 3			Ideal Lap vs Best Lap			
Ord.	Nº Driver	Time	Nº Driver	Time	Nº Driver	Time	Ord.	Nº Driver	Ideal Lap	Best Lap	Ord.	
1	18 Craig Dolby	35.399	2 Gustavo Yacamán	51.937	18 Craig Dolby	31.137	1	18 Craig Dolby	1'58.732	1'58.927	2	
2	2 Gustavo Yacamán	35.409	88 Côme Ledogar	51.943	88 Côme Ledogar	31.335	2	88 Côme Ledogar	1'58.823	1'58.892	1	
3	88 Côme Ledogar	35.545	1 Miguel Ramos	52.186	99 Manuel Da Costa	31.351	3	2 Gustavo Yacamán	1'58.881	1'58.957	3	
4	27 Thomas Biagi	35.702	18 Craig Dolby	52.196	22 Phil Keen	31.387	4	1 Miguel Ramos	1'59.487	1'59.542	4	
5	22 Phil Keen	35.782	22 Phil Keen	52.352	1 Miguel Ramos	31.484	5	22 Phil Keen	1'59.521	1'59.727	5	
6	1 Miguel Ramos	35.817	27 Thomas Biagi	52.383	34 Salih Yoluc	31.504	6	27 Thomas Biagi	1'59.641	1'59.949	7	
7	34 Salih Yoluc	35.824	99 Manuel Da Costa	52.421	2 Gustavo Yacamán	31.535	7	99 Manuel Da Costa	1'59.791	1'59.791	6	
8	96 Thomas Ashton	35.848	59 Michael Benham	52.907	27 Thomas Biagi	31.556	8	96 Thomas Ashton	2'00.509	2'00.509	8	
9	10 Colin Noble, jnr.	35.851	96 Thomas Ashton	53.084	96 Thomas Ashton	31.577	9	34 Salih Yoluc	2'00.559	2'00.665	9	
10	99 Manuel Da Costa	36.019	10 Colin Noble, jnr.	53.203	10 Colin Noble, jnr.	31.616	10	10 Colin Noble, jnr.	2'00.670	2'00.676	10	
11	48 Paul McNeilly	36.319	34 Salih Yoluc	53.231	59 Michael Benham	31.763	11	59 Michael Benham	2'01.020	2'01.109	11	
12	59 Michael Benham	36.350	15 Filipe Barreiros	54.027	48 Paul McNeilly	31.835	12	48 Paul McNeilly	2'02.243	2'02.289	12	
13	15 Filipe Barreiros	36.526	48 Paul McNeilly	54.089	15 Filipe Barreiros	32.061	13	15 Filipe Barreiros	2'02.614	2'02.787	13	



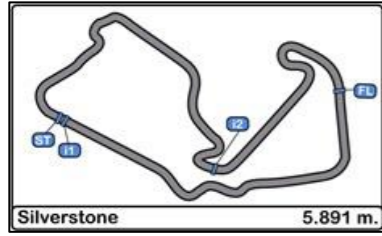
Silverstone Circuit
International GT Open
Qualifying 1

BEST TOP SPEEDS

23/07/2016

Ord.	Nº	Entrant / Team	Nat.	Driver	Nat.	St.	Driver 2	Nat.	St.	Vehicle	Cat.	Cla.	Top 1		Top 2		Top 3		Top 4		Top 5		Avg.
													Km/h	Lap	Km/h	Lap	Km/h	Lap	Km/h	Lap	Km/h	Lap	
1	10	Radical Works Team	GBR	Colin Noble, jnr.	GBR	Bronze	Steven Burgess	GBR	Silver	Radical RXC Turbo GT3	GP	1º	255.924	9	254.717	5	254.717	7	253.521	6	252.928	2	254.361
2	96	RAW Motorsport	GBR	Robert Wheldon	GBR	Bronze	Thomas Ashton	GBR	Silver	Radical RXC Turbo GT3	GP	2º	255.924	8	252.927	6	252.336	5	251.163	3	250.000	4	252.470
3	48	FF Corse	GBR	Paul McNeilly	GBR	Bronze	Jamie Stanley	GBR	Bronze	Ferrari 488 GT3	GA	1º	254.717	10	253.521	7	253.521	12	252.928	5	252.336	6	253.405
4	34	TF Sport	GBR	Salih Yoluc	TUR	Bronze	Euan Hankey	GBR	Silver	Aston Martin Vantage GT3	GP	3º	252.928	3	252.336	4	251.748	5	251.163	6	250.580	2	251.751
5	27	Orange 1 Team Lazarus	ITA	Thomas Biagi	ITA	Gold	Fabrizio Crestani	ITA	Silver	Lamborghini Huracan GT3	GP	4º	252.336	7	251.748	6	251.163	5	250.580	4	250.000	2	251.165
6	2	RACE / BMW Team Teo Martin	ESP	Gustavo Yacamán	COL	Gold	Fernando Monje	ESP	Silver	BMW M6 GT3	GP	5º	250.000	2	249.423	3	246.575	1	241.071	4			246.767
7	18	Nigel Mustill	GBR	Craig Dolby	GBR	Gold	Tomas Enge	DEU	Platinum	Lamborghini Gallardo Rex GT3	GP	6º	250.000	6	249.423	4	249.423	5	248.848	10	248.276	2	249.194
8	88	Garage 59	GBR	Alexander West	SWE	Bronze	Côme Ledogar	FRA	Gold	McLaren 650 S GT3	GP	7º	250.000	4	250.000	6	249.423	2	249.423	3	247.706	1	249.310
9	99	Sports and You	PRT	Manuel Da Costa	PRT	Bronze	Miguel Sardinha	PRT	Bronze	Mercedes AMG GT3	GA	2º	250.000	13	248.848	7	248.848	11	248.276	5	248.276	8	248.850
10	22	Shaun Balfe / Balfe Motorsport	GBR	Shaun Balfe	GBR	Bronze	Phil Keen	GBR	Silver	McLaren 650 S GT3	GP	8º	249.423	8	247.706	2	247.140	3	247.140	7	246.575	6	247.597
11	59	Garage 59	GBR	Michael Benham	GBR	Bronze	Duncan Tappy	GBR	Gold	McLaren 650 S GT3	GP	9º	248.848	3	247.706	6	247.706	4	246.575	2	240.000	7	246.167
12	1	RACE / BMW Team Teo Martin	ESP	Miguel Ramos	PRT	Silver	Pieter Schothorst	NLD	Silver	BMW M6 GT3	GP	10º	247.706	4	247.140	5	247.140	8	246.575	7	246.575	9	247.027
13	15	V8 Racing	NLD	Filipe Barreiros	PRT	Bronze	Martin Short	GBR	Bronze	Renault RS01 GT3	GA	3º	245.455	11	244.898	3	244.898	8	244.898	5	244.344	4	244.898



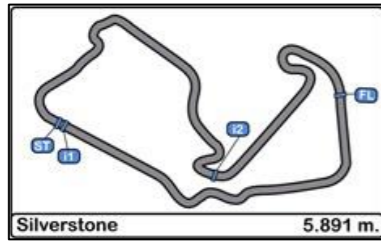


Silverstone Circuit International GT Open Qualifying 1

FASTEST LAP SEQUENCE

23/07/2016

Time of Day	Session Time	Nº	Entrant / Team	Nat.	Driver	Nat.	St.	Driver_2	Nat.	St.	Vehicle	Cat.	Time	Km/h	Lap
10:54'20.133	4'12.064	27	Orange 1 Team Lazarus	ITA	Thomas Biagi	ITA	Gold	Fabrizio Crestani	ITA	Silver	Lamborghini Huracan GT3	GP	2'07.211	166.712	2
10:54'25.394	4'17.329	1	RACE / BMW Team Teo Martin	ESP	Miguel Ramos	PRT	Silver	Pieter Schothorst	NLD	Silver	BMW M6 GT3	GP	2'00.833	175.512	2
10:54'31.496	4'23.353	18	Nigel Mustill	GBR	Craig Dolby	GBR	Gold	Tomas Enge	DEU	Platinum	Lamborghini Gallardo Rex GT3	GP	2'00.359	176.203	2
10:55'14.799	5'06.660	22	Shaun Balfe / Balfe Motorsport	GBR	Shaun Balfe	GBR	Bronze	Phil Keen	GBR	Silver	McLaren 650 S GT3	GP	1'59.966	176.780	2
10:57'14.564	7'06.387	22	Shaun Balfe / Balfe Motorsport	GBR	Shaun Balfe	GBR	Bronze	Phil Keen	GBR	Silver	McLaren 650 S GT3	GP	1'59.727	177.133	3
11:04'57.716	14'49.622	88	Garage 59	GBR	Alexander West	SWE	Bronze	Côme Ledogar	FRA	Gold	McLaren 650 S GT3	GP	1'59.376	177.654	2
11:08'30.864	18'22.684	18	Nigel Mustill	GBR	Craig Dolby	GBR	Gold	Tomas Enge	DEU	Platinum	Lamborghini Gallardo Rex GT3	GP	1'58.940	178.305	8
11:08'56.228	18'48.038	88	Garage 59	GBR	Alexander West	SWE	Bronze	Côme Ledogar	FRA	Gold	McLaren 650 S GT3	GP	1'58.892	178.377	4



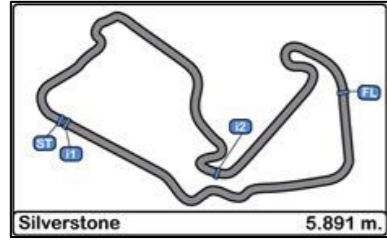
Silverstone Circuit
International GT Open
Qualifying 1

EVENT MAXIMUM SPEED

23/07/2016

Ord.	Nº	Entrant / Team	Nat.	Driver	Nat.	St.	Driver 2	Nat.	St.	Vehicle	Cat.	Cla.	Km/h	Lap	Session
1	10	Radical Works Team	GBR	Colin Noble, jnr.	GBR	Bronze	Steven Burgess	GBR	Silver	Radical RXC Turbo GT3	GP	1º	255.925	9	Qualifying 1
2	96	RAW Motorsport	GBR	Robert Wheldon	GBR	Bronze	Thomas Ashton	GBR	Silver	Radical RXC Turbo GT3	GP	2º	255.925	8	Qualifying 1
3	48	FF Corse	GBR	Paul McNeilly	GBR	Bronze	Jamie Stanley	GBR	Bronze	Ferrari 488 GT3	GA	1º	254.717	10	Qualifying 1
4	27	Orange 1 Team Lazarus	ITA	Thomas Biagi	ITA	Gold	Fabrizio Crestani	ITA	Silver	Lamborghini Huracan GT3	GP	3º	252.928	6	Free Practice 1
5	34	TF Sport	GBR	Salih Yoluc	TUR	Bronze	Euan Hankey	GBR	Silver	Aston Martin Vantage GT3	GP	4º	252.928	3	Qualifying 1
6	2	RACE / BMW Team Teo Martin	ESP	Gustavo Yacamán	COL	Gold	Fernando Monje	ESP	Silver	BMW M6 GT3	GP	5º	250.001	2	Qualifying 1
7	18	Nigel Mustill	GBR	Craig Dolby	GBR	Gold	Tomas Enge	DEU	Platinum	Lamborghini Gallardo Rex GT3	GP	6º	250.001	6	Qualifying 1
8	88	Garage 59	GBR	Alexander West	SWE	Bronze	Côme Ledogar	FRA	Gold	McLaren 650 S GT3	GP	7º	250.001	4	Qualifying 1
9	99	Sports and You	PRT	Manuel Da Costa	PRT	Bronze	Miguel Sardinha	PRT	Bronze	Mercedes AMG GT3	GA	2º	250.000	13	Qualifying 1
10	22	Shaun Balfe / Balfe Motorsport	GBR	Shaun Balfe	GBR	Bronze	Phil Keen	GBR	Silver	McLaren 650 S GT3	GP	8º	249.423	8	Qualifying 1
11	59	Garage 59	GBR	Michael Benham	GBR	Bronze	Duncan Tappy	GBR	Gold	McLaren 650 S GT3	GP	9º	248.848	3	Qualifying 1
12	1	RACE / BMW Team Teo Martin	ESP	Miguel Ramos	PRT	Silver	Pieter Schothorst	NLD	Silver	BMW M6 GT3	GP	10º	247.707	4	Qualifying 1
13	15	V8 Racing	NLD	Filipe Barreiros	PRT	Bronze	Martin Short	GBR	Bronze	Renault RS01 GT3	GA	3º	245.455	11	Qualifying 1

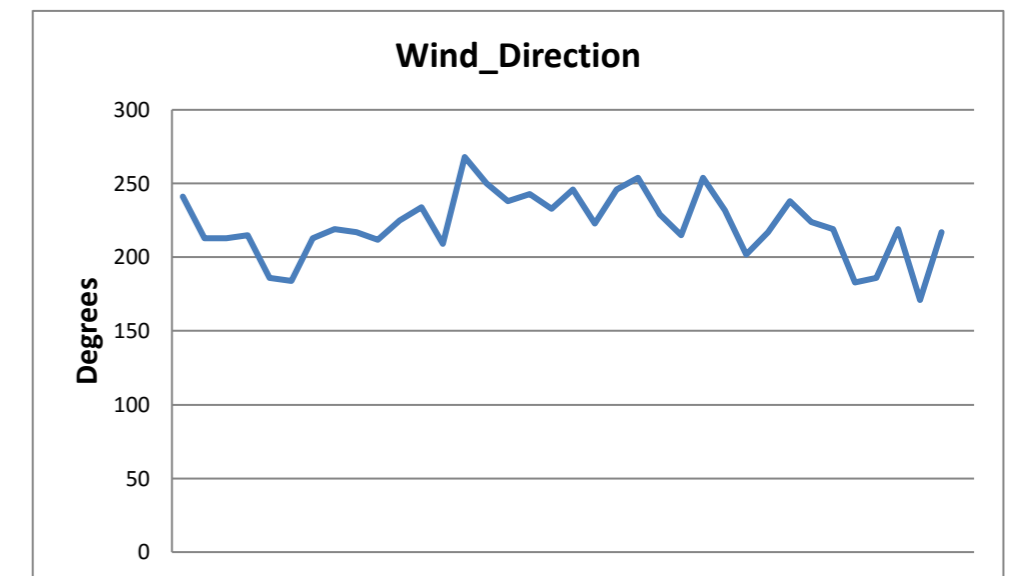
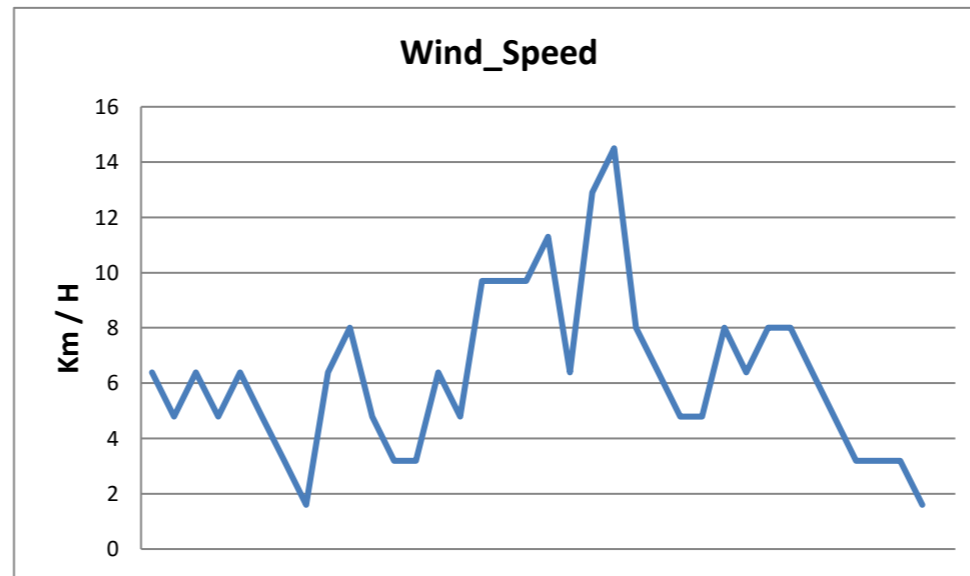
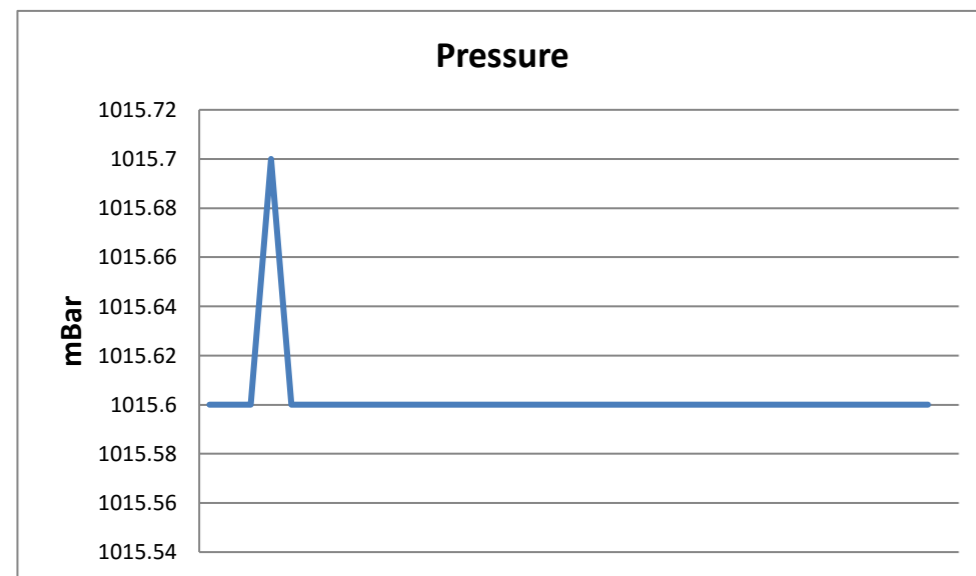
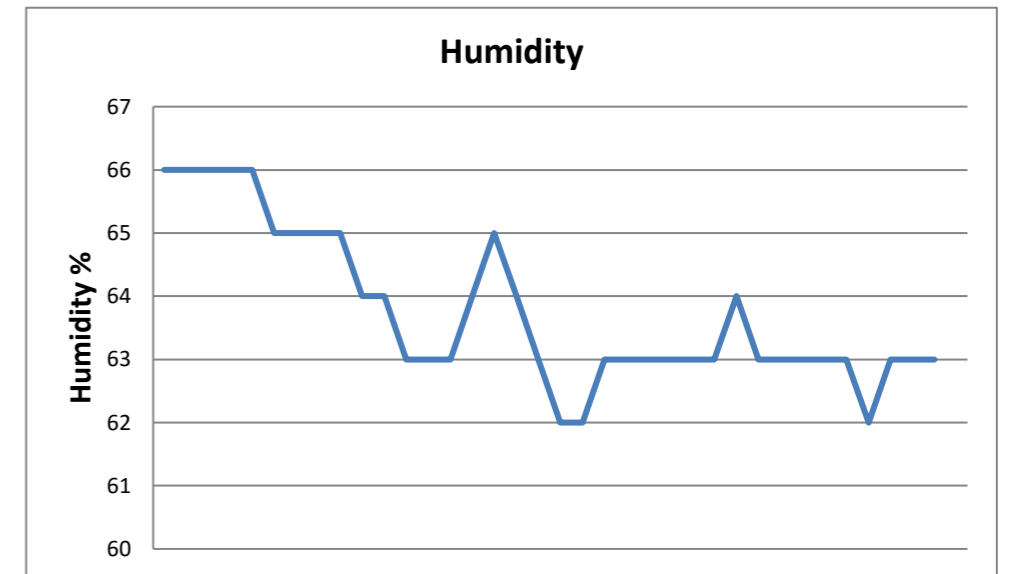
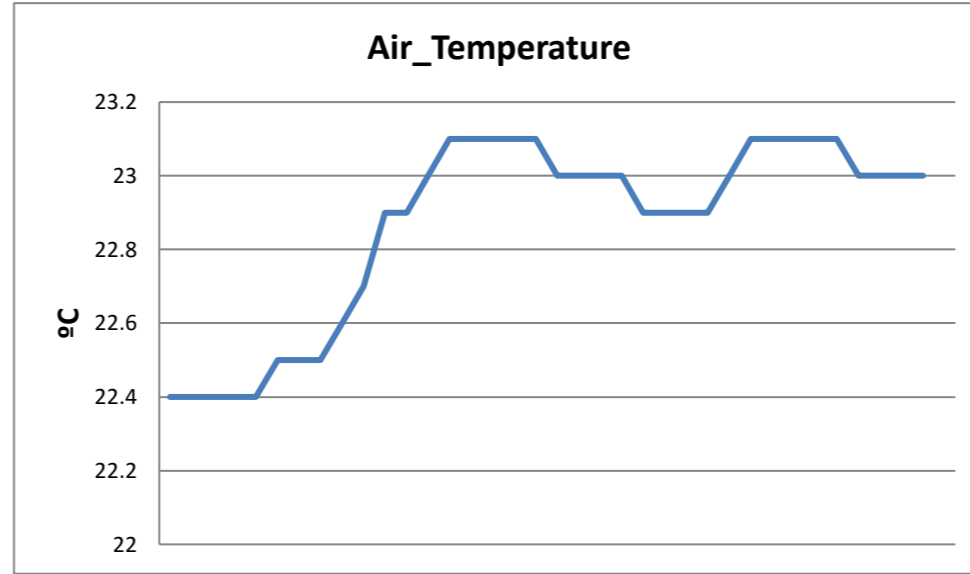
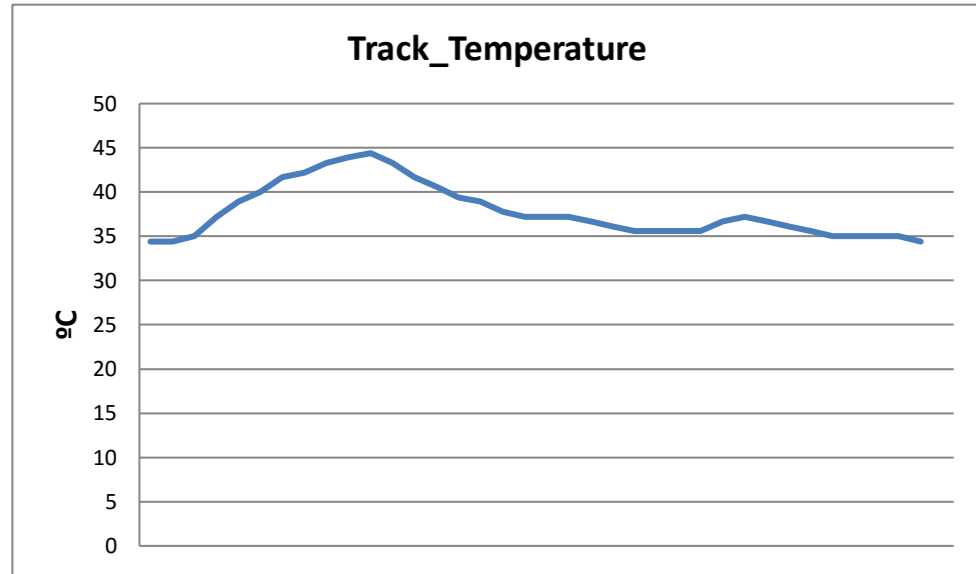


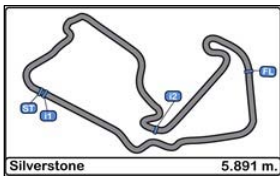


**Silverstone Circuit
International GT Open
Qualifying 1**

WEATHER REPORT

Track Status DRY





**Silverstone Circuit
International GT Open
RACE 1**

PROVISIONAL STARTING GRID

23/07/2016

Num.	Driver	Time	Row	Num.	Driver	Time
------	--------	------	-----	------	--------	------

15	Filipe Barreiros	2'02.787				
-----------	------------------	----------	--	--	--	--

..... 6

59	Michael Benham	2'01.109				
-----------	----------------	----------	--	--	--	--

48	Paul McNeilly	2'02.289				
-----------	---------------	----------	--	--	--	--

..... 5

34	Salih Yoluc	2'00.665				
-----------	-------------	----------	--	--	--	--

10	Colin Noble, jnr.	2'00.676				
-----------	-------------------	----------	--	--	--	--

..... 4

27	Thomas Biagi	2'00.163				
-----------	--------------	----------	--	--	--	--

96	Thomas Ashton	2'00.509				
-----------	---------------	----------	--	--	--	--

..... 3

22	Phil Keen	1'59.727				
-----------	-----------	----------	--	--	--	--

99	Manuel Da Costa	1'59.791				
-----------	-----------------	----------	--	--	--	--

..... 2

2	Gustavo Yacamán	1'58.957				
----------	-----------------	----------	--	--	--	--

1	Miguel Ramos	1'59.542				
----------	--------------	----------	--	--	--	--

..... 1

88	Côme Ledogar	1'58.892				
-----------	--------------	----------	--	--	--	--

18	Craig Dolby	1'58.927				
-----------	-------------	----------	--	--	--	--



Published at:.....

Stewards:	Race Director:	Timekeeper:
------------------	-----------------------	------------------------

