

ADAC GT Masters

Result List Race 2



Provisional

Circuit Zandvoort, Length: 4307m

Air temperature: 21.64°C

Track temperature: 21.94°C

Weather condition: Wet

Reg. Nr.: KNAF 0301.16.184

Sunday, August 21, 2016 13:08:00

started : 26 classified : 22 not classified : 4

	Drivers	Team	Car	Laps	Total Time	Gap	Kph	Lap	Time	Kph
1	50 P.Geipel(DEU)/R.Frey(CHE)	YACO Racing(DEU)	Audi R8 LMS	32	1:01:58.902		133.2	24	1:40.574	154.1
2	5 N.Siedler(AUT)/J.van Lagen(NLD)	HB Racing WDS Bau(AUT)	LamborghiniHuracanGT3	32	1:02:00.412	1.510	132.9	4	1:40.451	154.3
3	1 S.Asch(DEU)/L.Ludwig(DEU)	AMG - Team Zakspeed(DEU)	Mercedes-AMG GT3	32	1:02:01.099	2.197	132.9	4	1:40.408	154.4
4	29 C.De Phillippi(USA)(J)/C.Mies(DEU)	MontaplastbyLand-Motorsport(DEU)	Audi R8 LMS	32	1:02:03.452	4.550	132.9	4	1:40.479	154.3
5	77 J.Gounon(FRA)(J)/D.Keilwitz(DEU)	Callaway Competition(DEU)	Corvette C7 GT3	32	1:02:10.036	11.134	132.6	3	1:40.766	153.8
6	99 R.Renauer(DEU)/M.Ragginger(AUT)	Precote Herberth Motorsport(DEU)	Porsche 911 GT3 R	32	1:02:10.651	11.749	132.6	3	1:40.869	153.7
7	28 F.Vervisch(BEL)/C.Haase(DEU)	MontaplastbyLand-Motorsport(DEU)	Audi R8 LMS	32	1:02:11.215	12.313	132.5	4	1:40.430	154.3
8	20 J.Krohn(FIN)/L.Deletraz(CHE)	Schubert Motorsport(DEU)	BMW M6 GT3	32	1:02:12.030	13.128	132.7	3	1:40.951	153.5
9	19 J.den Boer(NLD)(T)/C.Hürtgen(DEU)	Schubert Motorsport(DEU)	BMW M6 GT3	32	1:02:27.383	28.481	132.2	3	1:41.283	153.0
10	3 P.Kujala(FIN)(J)/M.Pavlovic(SRB)	Bonaldi Motorsport S.r.l.(ITA)	LamborghiniHuracanGT3	32	1:02:32.388	33.486	131.9	2	1:40.992	153.5
11	6 E.Erhart(DEU)/K.Snoeks(NLD)	HB Racing WDS Bau(AUT)	LamborghiniHuracanGT3	32	1:02:34.080	35.178	131.9	4	1:41.067	153.4
12	69 P.Assenheimer(DEU)(J)/D.Schwager(DEU)	Callaway Competition(DEU)	Corvette C7 GT3	32	1:02:34.292	35.390	131.9	3	1:41.002	153.5
13	66 A.Gies(DEU)(J)/E.Lindholm(DEU)(J)	ADACNSAAttemptoRacingTeam(DEU)	LamborghiniHuracanGT3	32	1:02:34.645	35.743	132.1	5	1:41.730	152.4
14	16 L.Stolz(DEU)(J)/M.Bortolotti(ITA)	GRT Grasser-Racing-Team(AUT)	LamborghiniHuracanGT3	32	1:02:35.228	36.326	131.7	3	1:40.738	153.9
15	22 C.Frankenhout(NLD)/M.Gassner(DEU)(J)	MRS GT-Racing(DEU)	Nissan GT-RNISMOGT3	32	1:02:35.703	36.801	132.0	5	1:41.842	152.2
16	31 L.Hezemans(NLD)(J)/E.Curran(USA)	Callaway Competition(DEU)	Corvette C7 GT3	32	1:02:36.555	37.653	131.9	5	1:41.232	153.1
17	9 A.Weishaupt(DEU)(T)/M.Holzer(DEU)	Bentley Team Abt(DEU)	Bentley Continental GT3	32	1:02:48.732	49.830	131.5	5	1:41.795	152.3
18	44 M.Ahlin-Kottulinsky(SWE)(J)/M.Bonanomi(ITA)	Aust Motorsport(DEU)	Audi R8 LMS	32	1:02:49.332	50.430	131.3	3	1:40.950	153.5
19	63 R.Ineichen(CHE)(T)/C.Engelhart(DEU)	GRT Grasser-Racing-Team(AUT)	LamborghiniHuracanGT3	32	1:03:06.246	1:07.344	131.8	3	1:40.872	153.7
20	55 M.Pommer(DEU)/X.Maassen(NLD)	Aust Motorsport(DEU)	Audi R8 LMS	32	1:03:07.039	1:08.137	130.9	5	1:41.854	152.2
21	7 J.Lee Pepper(ZAF)(J)/D.Abt(DEU)	Bentley Team Abt(DEU)	Bentley Continental GT3	27	54:45.567	5 LAP	127.1	4	1:42.213	151.6
22	13 R.Lips(CHE)(T)/S.Barth(DEU)	RWT - Racing team(DEU)	Corvette Z06.R GT3	26	55:44.687	6 LAP	120.0	3	1:40.762	153.8
Not classified										
36	M.Dienst(DEU)(J)/C.Zanella(CHE)	bigFMRacingTeamSchützMotorsport(I)	Porsche 911 GT3 R	19	41:52.852	13 LAP	120.3	2	1:40.680	154.0
17	D.Jahn(DEU)/K.Estre(FRA)	KÜS TEAM75 Bernhard(DEU)	Porsche 911 GT3 R	17	33:57.413	15 LAP	128.3	4	1:40.585	154.1
32	E.Zonzini(SMR)(J)/F.Spengler(DEU)	Bonaldi Motorsport S.r.l.(ITA)	LamborghiniHuracanGT3	14	28:47.847	18 LAP	124.7	3	1:41.209	153.1
21	N.Sylvest(DNK)(J)/N.Rogivue(CHE)(J)	AMG - Team Zakspeed(DEU)	Mercedes-AMG GT3	5	8:43.168	27 LAP	151.9	5	1:41.468	152.8

Fastest lap of the race. Car 1 driver Luca Ludwig on lap 4. Time 1:40.408, average speed 154.4 km/h.

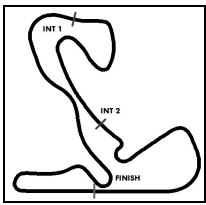
Following race director decision no. 68 - drive trough penalty in exchange a time penalty of 30 seconds for car no. 63

Subject to final scrutineering!

Publications Time:

Clerk of the course:

Time Keeping:



ADAC GT Masters



Sector List Race 2

Provisional

Reg. Nr.: KNAF 0301.16.184

Sunday, August 21, 2016 13:08:00

Circuit Zandvoort, Length: 4307m

Air temperature: 21.64°C

Track temperature: 21.94°C

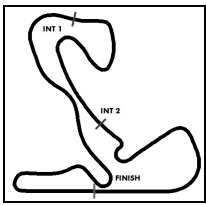
Weather condition: Wet

Lap	Time	SE1	SP1	SE2	SP2	SE3	SP3	TSP	Lap	Time	SE1	SP1	SE2	SP2	SE3	SP3	TSP
1 Asch, DEU / Ludwig, DEU									theoretical besttime: 1:40.240								
1	1:46.583	49.891	196	26.889	209	29.803	236	223	17	1:44.516	48.018	191	26.902	211	29.596	237	240
2	1:41.103	44.582	195	26.837	209	29.684	237	250	18	1:43.855	47.579	197	26.643	210	29.633	228	238
3	1:40.794	44.355	197	26.739	210	29.700	234	250	19	2:37.397	1:06.729	97	37.989	105	52.679	82	174
4	1:40.408	44.147	196	26.731	210	29.530	237	251	20	2:24.684	1:06.916	109	42.835	83	34.933	239	107
5	1:40.698	44.229	195	26.847	210	29.622	237	250	21	1:41.020	44.800	196	26.770	210	29.450	238	242
6	1:47.606	44.456	195	27.839	119	35.311	148	250	22	1:41.161	44.666	195	26.905	210	29.590	237	251
7	2:36.760	1:02.703	88	42.355	76	51.702	81	159	23	1:40.964	44.681	197	26.702	212	29.581	239	249
8	3:02.101	1:21.773	100	42.693	91	57.635	58	72	24	1:41.213	44.828	197	26.794	211	29.591	237	245
9	3:03.040	1:46.534	176	31.154	105	45.352	207		25	1:41.196	44.537	197	26.825	210	29.834	237	250
10	1:56.446	52.999	170	30.081	196	33.366	227	178	26	1:41.431	44.760	197	26.964	210	29.707	234	251
11	1:52.183	50.592	178	29.367	200	32.224	227	219	27	1:41.587	44.596	199	26.874	210	30.117	237	251
12	1:52.197	49.945	174	29.748	201	32.504	225	230	28	1:43.466	44.892	197	27.136	210	31.438	232	238
13	1:51.609	50.045	177	29.674	203	31.890	227	227	29	1:41.658	44.844	197	26.993	211	29.821	239	240
14	1:50.750	49.585	178	29.120	203	32.045	227	234	30	1:41.015	44.483	197	26.899	212	29.633	239	252
15	1:57.129	49.958	180	28.908	203	38.263	59	230	31	1:41.066	44.519	199	26.950	210	29.597	238	251
16	2:54.427	1:55.930	174	28.208	208	30.289	234		32	1:41.036	44.607	198	26.887	210	29.542	238	251

3 Kujala, FIN / Pavlovic, SRB									theoretical besttime: 1:40.834								
1	1:49.343	51.969	197	27.263	210	30.111	236	213	17	2:57.352	1:59.888	187	27.378	209	30.086	242	
2	1:40.992	44.477	198	26.709	207	29.806	237	251	18	1:44.519	46.593	192	27.744	165	30.182	242	248
3	1:41.193	44.621	199	26.819	209	29.753	241	248	19	2:13.240	46.333	193	36.506	129	50.401	71	246
4	1:41.086	44.538	199	26.727	208	29.821	244	254	20	2:19.148	1:05.108	93	42.951	98	31.089	240	85
5	1:41.000	44.605	197	26.747	210	29.648	244	250	21	1:43.141	45.419	193	27.123	210	30.599	242	247
6	1:47.673	44.867	195	27.710	150	35.096	154	251	22	1:42.220	45.143	193	27.188	207	29.889	242	251
7	2:36.514	1:02.291	104	43.284	81	50.939	105	139	23	1:43.130	45.428	190	27.595	210	30.107	234	253
8	3:02.949	1:21.455	86	44.914	74	56.580	58	78	24	1:43.873	45.522	196	27.137	209	31.214	240	252
9	3:26.351	2:23.507	178	29.545	190	33.299	225		25	1:42.793	45.277	193	27.187	210	30.329	238	250
10	1:51.927	49.961	184	28.911	193	33.055	224	203	26	1:42.488	45.143	195	27.132	209	30.213	242	243
11	1:52.310	50.320	181	29.181	200	32.809	227	212	27	1:43.289	45.358	195	27.330	208	30.601	243	239
12	1:52.613	50.079	171	29.693	182	32.841	227	223	28	1:44.866	45.916	194	27.560	208	31.390	233	229
13	1:52.844	50.158	174	30.240	176	32.446	233	226	29	1:44.659	46.447	194	27.502	210	30.710	242	243
14	1:50.864	49.975	182	28.784	196	32.105	225	223	30	1:44.530	46.488	192	27.347	208	30.695	239	243
15	1:50.961	49.829	184	28.969	204	32.163	233	226	31	1:43.294	45.669	198	27.520	209	30.105	241	254
16	1:58.204	50.333	177	28.944	202	38.927	59	226	32	1:43.022	45.731	193	27.195	206	30.096	235	249

5 Siedler, AUT / van Lagen, NLD									theoretical besttime: 1:40.338								
1	1:45.106	48.662	195	26.723	210	29.721	236	222	17	2:47.131	1:50.486	188	26.884	211	29.761	240	
2	1:41.379	44.255	196	26.854	210	30.270	237	250	18	1:43.383	46.556	196	26.775	211	30.052	226	246
3	1:40.769	44.451	197	26.634	211	29.684	240	250	19	2:37.671	1:06.970	103	38.046	104	52.655	79	180
4	1:40.451	44.098	198	26.614	211	29.739	239	254	20	2:25.118	1:06.769	123	43.085	80	35.264	239	103
5	1:41.002	44.365	197	26.876	211	29.761	239	253	21	1:40.988	44.659	197	26.598	210	29.731	240	246
6	1:47.134	44.365	198	27.469	147	35.300	156	252	22	1:41.045	44.659	197	26.556	211	29.830	239	248
7	2:36.465	1:02.437	89	42.403	80	51.625	101	166	23	1:41.109	44.672	197	26.627	212	29.810	239	250
8	2:59.421	1:21.436	94	42.914	91	55.071	92	89	24	1:41.115	44.721	198	26.647	212	29.747	239	249
9	3:01.217	1:24.546	94	46.009	79	50.662	226	80	25	1:41.121	44.493	199	26.757	212	29.871	238	248
10	2:00.814	55.098	167	31.378	182	34.338	233	192	26	1:41.211	44.395	199	26.821	211	29.995	239	252
11	1:56.417	52.632	168	30.701	191	33.084	233	191	27	1:41.870	44.541	199	26.926	212	30.403	236	250
12	1:55.741	52.016	162	30.935	187	32.790	239	207	28	1:43.495	44.659	198	27.014	211	31.822	232	248
13	1:53.326	52.068	171	29.403	202	31.855	237	213	29	1:41.420	44.800	199	26.860	212	29.760	240	242
14	1:51.495	50.898	173	28.692	200	31.905	227	210	30	1:40.941	44.372	199	26.793	212	29.776	240	254
15	1:48.143	50.401	175	27.602	206	30.140	238	211	31	1:40.889	44.341	200	26.760	211	29.788	240	254
16	1:51.830	49.205	183	26.941	207	35.684	58	223	32	1:41.195	44.559	199	26.840	212	29.796	239	255

6 Erhart, DEU / Snoeks, NLD									theoretical besttime: 1:40.948								
1	1:51.865	53.827	192	27.358	209	30.680	240	211	17	1:52.356	48.181	189	27.123	209	37.052	58	233
2	1:41.756	44.821	196	26.876	210	30.059	239	253	18	2:53.369	1:55.249	192	27.107	206	31.013	234	
3	1:41.091	44.480	194	26.671	210	29.940	240	250	19	2:20.988	50.262	94	38.206	116	52.520	103	220
4	1:41.067	44.538	196	26.696	212	29.833	239	250	20	2:21.810	1:05.716	114	42.942	106	33.152	236	91
5	1:42.262	44.444	196	26.854	212	30.964	239	250	21	1:43.153	45.871	190	27.166	211	30.116	235	238
6	1:47.797	44.608	195	27.383	168	35.806	152	250	22	1:43.189	45.381	193	27.219	211	30.589	234	248
7	2:37.200	1:03.441	75	43.044	83	50.715	111	131	23	1:42.972	45.515	194	27.312	210	30.145	235	247
8	2:58.496	1:21.533	92	45.813	66	51.150	155	56	24	1:42.809	45.176	195	27.319	210	30.314	235	247



ADAC GT Masters

Sector List Race 2



Provisional

Circuit Zandvoort, Length: 4307m

Air temperature: 21.64°C

Track temperature: 21.94°C

Weather condition: Wet

Reg. Nr.: KNAF 0301.16.184

Sunday, August 21, 2016 13:08:00

Lap	Time	SE1	SP1	SE2	SP2	SE3	SP3	TSP	Lap	Time	SE1	SP1	SE2	SP2	SE3	SP3	TSP
9	2:54.897	1:20.668	90	45.974	72	48.255	219	102	25	1:42.933	45.293	195	27.294	210	30.346	235	248
10	2:04.287	56.630	148	32.017	168	35.640	230	165	26	1:43.352	45.363	195	27.262	210	30.727	232	248
11	2:00.467	53.958	163	31.344	161	35.165	232	190	27	1:43.794	45.523	194	27.355	210	30.916	228	245
12	1:58.109	53.590	162	30.771	193	33.748	232	212	28	1:45.681	45.705	193	27.605	211	32.371	228	237
13	1:55.187	52.292	177	30.432	197	32.463	236	219	29	1:44.737	46.175	193	27.439	212	31.123	236	242
14	1:50.169	51.421	181	28.383	207	30.365	237	210	30	1:44.181	46.039	193	27.528	212	30.614	234	247
15	1:47.412	49.642	184	27.507	209	30.263	237	222	31	1:43.673	45.744	194	27.384	210	30.545	235	249
16	1:47.648	49.830	187	27.129	208	30.689	235	225	32	1:45.373	47.379	193	27.368	212	30.626	235	250

7 Lee Pepper, ZAF / Abt, DEU

theoretical besttime: 1:41.886

1	1:54.430	55.590	185	27.598	212	31.242	238	193	15	1:58.239	52.068	170	28.026	208	38.145	57	213
2	1:50.105	50.377	125	29.722	206	30.006	237	246	16	2:50.135	1:51.977	179	27.863	200	30.295	236	
3	1:42.279	44.895	193	27.272	206	30.112	236	250	17	1:48.063	49.901	188	27.558	211	30.604		222
4	1:42.213	45.039	196	26.985	210	30.189	234	249	18	1:43.972							
5	1:58.401	46.933	150	29.132	191	42.336	57	247	19	2:16.237							
6	2:37.561	1:38.865	192	27.625	193	31.071	234		20	2:20.507							
7	2:15.181	49.028	185	55.600	199	30.553	236	230	21	1:42.911							
8	2:11.263	52.713	180	29.512	124	49.038	183	203	22	1:42.722							
9	2:47.346	1:14.203	96	46.409	80	46.734	213	158	23	1:43.280							
10	2:06.980	57.864	154	32.821	161	36.295	229	166	24	1:45.251							
11	2:01.414	54.892	157	31.525	170	34.997	232	197	25	1:44.098							
12	1:57.679	52.550	165	31.157	173	33.972	234	209	26	1:43.689							
13	1:56.276	52.866	169	30.848	168	32.562	233	199	27	2:34.554							
14	1:50.781	51.428	176	28.693	188	30.660	237	208									

9 Weishaupt, DEU / Holzer, DEU

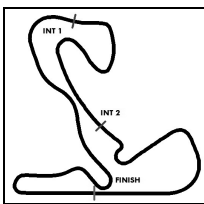
theoretical besttime: 1:41.783

1	1:55.546	57.509	187	27.438	199	30.599	238	190	17	3:05.041	2:04.615	170	28.976	202	31.450	234	
2	1:45.165	46.317	191	27.342	203	31.506	237	225	18	1:47.875	49.020	185	27.888	209	30.967	234	238
3	1:42.184	45.019	199	26.955	202	30.210	240	229	19	1:45.634	47.178	189	27.594	208	30.862	237	249
4	1:42.115	45.050	195	26.966	203	30.099	239	230	20	1:58.384	46.501	146	40.962	128	30.921	237	250
5	1:41.795	44.927	197	26.967	210	29.901	239	237	21	1:44.842	46.006	179	28.067	211	30.769	234	251
6	1:46.822	45.890	187	29.059	183	31.873	204	236	22	1:43.969	45.884	190	27.572	211	30.513	237	248
7	2:36.912	1:01.723	101	44.500	115	50.689	126	161	23	1:44.474	45.893	195	28.166	212	30.415	236	252
8	3:04.566	1:19.663	85	47.915	68	56.988	56	58	24	1:43.631	45.539	193	27.434	212	30.658	236	251
9	3:40.990	2:38.329	165	29.610	179	33.051	228		25	1:44.544	46.043	193	28.011	212	30.490	237	249
10	1:53.282	50.999	169	29.379	188	32.904	229	196	26	1:44.060	45.676	193	27.795	210	30.589	237	252
11	1:52.938	50.526	172	29.510	190	32.902	230	202	27	1:45.332	45.879	186	28.171	212	31.282	232	251
12	1:53.081	50.865	169	29.196	187	33.020	229	199	28	1:45.683	45.841	192	28.537	210	31.305	235	246
13	1:52.898	50.522	168	29.926	182	32.450	229	196	29	1:43.734	45.729	195	27.507	212	30.498	237	249
14	1:52.378	50.477	171	29.205	189	32.696	228	203	30	1:44.489	45.441	195	28.154	212	30.894	237	252
15	1:53.532	51.171	170	29.601	184	32.760	228	215	31	1:43.932	45.539	192	27.728	211	30.665	236	251
16	2:03.883	51.837	168	30.602	178	41.444	57	208	32	1:45.021	46.044	192	27.809	212	31.168	234	251

13 Lips, CHE / Barth, DEU

theoretical besttime: 1:40.585

1	1:54.651	55.855	181	27.531	201	31.265	240	191	15	1:52.707	48.234	183	27.412	201	37.061	59	241
2	1:42.711	46.261	198	26.595	216	29.855	242	251	16	2:55.017	1:55.312	182	28.284	197	31.421	237	
3	1:40.762	44.234	198	26.772	215	29.756	241	255	17	1:58.736	49.152	184	27.441	209	42.143	77	231
4	1:42.585	44.543	199	26.961	216	31.081	240	255	18	2:18.442	1:04.720	114	42.361	140	31.361	240	79
5	1:41.674	44.754	197	26.945	215	29.975	242	252	19	1:43.133	45.372	195	27.339	214	30.422	240	254
6	1:46.585	44.689	197	28.145	158	33.751	132	254	20	1:43.368	45.590	197	27.279	214	30.499	239	256
7	2:38.550	1:03.635	73	43.652	112	51.263	128	121	21	1:43.804	45.071	196	27.859	206	30.874	239	254
8	3:03.682	1:20.071	83	47.379	67	56.232	59	64	22	1:43.533	45.527	196	27.389	215	30.617	239	250
9	3:51.436	2:47.280	163	30.488	185	33.668	225		23	1:44.509	45.427	196	27.511	214	31.571	238	252
10	3:09.858	1:19.508	87	46.724	129	1:03.626	59	180	24	1:43.972	45.599	196	27.556	216	30.817	239	251
11	4:04.564	2:58.721	162	32.105	172	33.738	234		25	1:44.827	45.990	196	27.654	214	31.183	235	253
12	1:54.821	53.166	163	30.310	183	31.345	239	203	26	1:44.112	45.585	197	27.669	214	30.858	236	247
13	1:49.758	51.465	173	27.833	203	30.460	238	204	27								251
14	1:46.890	49.197	186	27.448	209	30.245	240	219									



ADAC GT Masters



Sector List Race 2

Provisional

Reg. Nr.: KNAF 0301.16.184

Sunday, August 21, 2016 13:08:00

Circuit Zandvoort, Length: 4307m

Air temperature: 21.64°C

Track temperature: 21.94°C

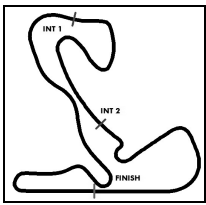
Weather condition: Wet

Lap	Time	SE1	SP1	SE2	SP2	SE3	SP3	TSP	Lap	Time	SE1	SP1	SE2	SP2	SE3	SP3	TSP
16 Stolz, DEU / Bortolotti, ITA									theoretical besttime: 1:40.488								
1	1:47.644	50.777	195	26.826	212	30.041	240	223	17	1:44.003	47.394	191	26.861	211	29.748	239	230
2	1:41.299	44.381	196	26.491	207	30.427	240	252	18	1:42.765	45.875	197	26.779	208	30.111	239	237
3	1:40.738	44.249	197	26.635	213	29.854	240	254	19	2:07.234	45.771	199	32.502	106	48.961	69	240
4	1:40.761	44.372	197	26.552	214	29.837	240	254	20	2:19.160	1:05.222	96	42.619	101	31.319	238	86
5	1:41.135	44.503	196	26.813	214	29.819	240	252	21	1:43.041	45.226	196	27.169	208	30.646	240	243
6	1:47.044	44.637	196	27.597	138	34.810	139	254	22	1:42.668	45.040	192	27.190	210	30.438	240	249
7	2:36.708	1:02.757	91	42.451	86	51.500	97	161	23	1:42.567	45.021	196	27.005	208	30.541	240	245
8	3:03.474	1:21.942	79	43.653	92	57.879	58	85	24	1:43.373	45.357	197	27.237	212	30.779	240	240
9	3:40.089	2:37.291	170	29.677	182	33.121	228		25	1:44.339	46.525	194	27.403	209	30.411	239	229
10	1:52.734	50.493	176	29.575	193	32.666	230	212	26	1:43.217	45.505	195	27.159	210	30.553	240	246
11	1:52.925	49.753	173	29.362	200	33.810	228	222	27	1:45.869	47.521	195	27.195	207	31.153	228	225
12	1:53.222	50.535	174	29.870	187	32.817	230	218	28	1:43.875	45.469	196	27.423	208	30.983	239	229
13	1:53.799	50.846	174	30.053	193	32.900	229	213	29	1:42.851	45.216	195	27.331	210	30.304	239	242
14	1:53.783	50.790	173	30.250	185	32.743	228	219	30	1:42.945	45.386	194	27.283	209	30.276	240	244
15	2:00.309	51.723	174	30.014	187	38.572	59	212	31	1:43.930	45.416	192	27.902	211	30.612	240	248
16	2:53.535	1:55.621	179	27.609	204	30.305	237		32	1:44.192	46.067	192	27.522	211	30.603	236	248

17 Jahn, DEU / Estre, FRA									theoretical besttime: 1:40.436								
1	1:44.674	47.771	197	26.968	212	29.935	238	224	10	1:57.967	53.281	173	30.941	184	33.745	235	190
2	1:41.456	44.299	193	27.023	212	30.134	237	250	11	1:56.016	52.575	174	30.490	188	32.951	237	197
3	1:40.645	44.224	196	26.661	214	29.760	239	250	12	1:55.388	51.875	167	30.948	185	32.565	238	220
4	1:40.585	44.015	196	26.746	213	29.824	237	251	13	2:01.313	58.879	151	30.129	190	32.305	239	203
5	1:41.025	44.298	193	26.960	213	29.767	238	251	14	1:50.201	51.166	179	28.228	185	30.807	238	204
6	1:46.276	44.101	195	27.475	155	34.700	168	251	15	1:47.678	49.999	183	27.291	196	30.388	237	210
7	2:37.009	1:02.932	89	42.596	83	51.481	102	156	16	1:46.182	49.016	180	27.167	197	29.999	237	216
8	2:59.394	1:21.473	89	42.715	86	55.206	87	90	17	1:51.131	47.662	189	27.031	210	36.438	57	236
9	3:00.473	1:24.593	86	46.185	76	49.695	233	80									

19 den Boer, NLD / Hürtgen, DEU									theoretical besttime: 1:41.283								
1	1:53.250	54.646	185	27.795	203	30.809	239	204	17	2:50.078	1:51.191	185	28.714	210	30.173	239	
2	1:42.350	45.126	195	27.166	208	30.058	238	251	18	1:44.382	47.257	193	27.176	208	29.949	237	243
3	1:41.283	44.594	200	26.841	209	29.848	234	250	19	2:16.142	47.031	173	37.953	141	51.158	90	247
4	1:41.660	44.836	198	26.928	206	29.896	239	250	20	2:20.423	1:05.874	80	42.576	102	31.973	240	94
5	1:41.681	44.611	197	27.156	208	29.914	239	250	21	1:43.043	45.629	199	27.138	212	30.276	240	248
6	1:47.270	45.030	195	28.232	172	34.008	149	251	22	1:42.142	45.044	196	27.094	210	30.004	239	251
7	2:37.395	1:03.498	76	43.034	88	50.863	107	119	23	1:43.461	45.707	196	27.444	209	30.310	240	239
8	2:59.115	1:21.307	84	46.892	65	50.916	126	53	24	1:43.467	45.082	196	27.322	211	31.063	237	251
9	2:54.332	1:19.940	93	45.747	77	48.645	198	114	25	1:42.059	44.810	199	27.156	209	30.093	237	249
10	2:06.587	57.846	169	32.796	171	35.945	234	164	26	1:42.946	44.966	197	27.495	208	30.485	236	250
11	2:02.743	55.379	162	31.630	176	35.734	234	200	27	1:43.985	45.603	196	27.437	210	30.945	230	247
12	1:58.819	53.611	166	31.691	182	33.517	238	197	28	1:45.179	45.637	195	27.887	209	31.655	234	243
13	1:55.359	53.115	173	30.488	183	31.756	240	193	29	1:42.907	45.088	197	27.391	209	30.428	237	245
14	1:50.950	52.054	174	28.581	203	30.315	240	198	30	1:42.551	45.021	196	27.382	209	30.148	235	251
15	1:50.354	52.093	173	27.626	200	30.635	234	216	31	1:42.829	45.033	199	27.295	210	30.501	239	251
16	1:55.696	50.453	186	27.230	207	38.013	54	208	32	1:42.945	45.226	199	27.326	210	30.393	237	248

20 Krohn, FIN / Deletraz, CHE									theoretical besttime: 1:40.474								
1	1:51.310	53.539	186	27.340	206	30.431	240	216	17	1:43.601	47.472	191	26.743	208	29.386	240	250
2	1:41.244	44.625	198	26.889	210	29.730	244	250	18	1:43.424	46.787	199	26.833	210	29.804	236	248
3	1:40.951	44.451	199	26.762	213	29.738	240	252	19	2:26.789	55.572	84	38.724	140	52.493	99	244
4	1:41.305	44.418	197	27.098	211	29.789	239	254	20	2:22.329	1:06.262	105	43.242	91	32.825	240	84
5	1:41.547	44.565	198	27.117	211	29.865	241	252	21	1:42.448	45.194	199	27.221	209	30.033	239	247
6	1:47.989	44.493	197	27.823	151	35.673	131	252	22	1:41.896	44.851	199	27.246	210	29.799	239	249
7	2:36.800	1:03.287	72	42.779	104	50.734	102	107	23	1:41.618	44.691	200	27.169	210	29.758	240	250
8	2:58.441	1:21.774	79	45.089	65	51.578	103	56	24	1:41.572	44.603	198	27.151	211	29.818	240	251
9	2:55.848	1:21.194	100	46.183	77	48.471	222	98	25	1:41.666	44.750	199	27.106	211	29.810	240	251
10	2:03.919	56.165	152	32.537	160	35.217	232	176	26	1:41.625	44.631	200	27.140	210	29.854	239	251
11	2:01.579	54.687	163	31.640	161	35.252	230	181	27	1:42.109	44.617	198	27.315	210	30.177	237	254
12	1:58.707	53.414	168	31.276	177	34.017	236	195	28	1:43.537	44.864	199	27.357	210	31.316	236	250
13	2:04.614	53.417	164	31.271	158	39.926	59	201	29	1:42.700	45.324	198	27.493	211	29.883	240	243
14	2:52.506	1:53.645	174	28.429	190	30.432	239		30	1:42.090	44.872	200	27.329	212	29.889	241	252
15	1:48.361	51.254	178	27.263	209	29.844	237	210	31	1:42.010	44.755	199	27.247	212	30.008	239	253



ADAC GT Masters

Sector List Race 2

Provisional



Circuit Zandvoort, Length: 4307m

Air temperature: 21.64°C

Track temperature: 21.94°C

Weather condition: Wet

Reg. Nr.: KNAF 0301.16.184

Sunday, August 21, 2016 13:08:00

Lap	Time	SE1	SP1	SE2	SP2	SE3	SP3	TSP	Lap	Time	SE1	SP1	SE2	SP2	SE3	SP3	TSP
16	1:45.629	49.186	178	27.130	209	29.313	240	224	32	1:41.866	44.787	198	27.171	210	29.908	242	251

21 Sylvest, DNK / Rogivue, CHE

theoretical besttime: 1:41.345

1	1:55.027	56.257	183	27.596	211	31.174	234	200	4	1:41.605	44.788	194	26.949	210	29.868	237	249
2	1:43.329	46.296	194	26.991	210	30.042	236	246	5	1:41.468	44.679	193	26.887	211	29.902	237	251
3	1:41.739	44.969	193	26.798	211	29.972	236	250	6								251

22 Frankenhout, NLD / Gassner, DEU

theoretical besttime: 1:41.510

1	1:55.307	57.023	186	27.343	210	30.941	241	189	17	1:44.267	47.339	193	26.985	212	29.943	242	247
2	1:43.884	46.292	189	27.232	211	30.360	242	246	18	1:43.563	46.551	195	27.038	213	29.974	243	254
3	1:42.517	45.036	193	27.096	213	30.385	241	255	19	2:06.591	46.831	192	31.367	95	48.393	74	244
4	1:42.170	44.759	193	27.081	213	30.330	240	255	20	2:18.423	1:04.626	92	42.315	100	31.482	244	91
5	1:41.842	44.582	199	27.106	213	30.154	242	254	21	1:43.130	45.326	192	27.394	214	30.410	242	239
6	1:45.195	45.621	192	27.414	210	32.160	178	255	22	1:42.826	45.288	195	27.317	214	30.221	242	254
7	2:37.768	1:02.422	74	44.011	122	51.335	116	143	23	1:42.644	45.177	195	27.284	215	30.183	244	245
8	3:03.784	1:19.755	82	47.550	62	56.479	56	58	24	1:43.217	45.357	192	27.416	215	30.444	244	249
9	3:19.956	2:15.666	162	30.421	190	33.869	229		25	1:44.197	46.288	191	27.499	209	30.410	242	241
10	1:53.150	50.108	173	29.620	195	33.422	230	226	26	1:43.298	45.438	192	27.488	213	30.372	242	250
11	1:52.497	50.123	174	29.641	200	32.733	232	226	27	1:45.795	47.319	192	27.546	210	30.930	237	241
12	1:52.372	49.652	179	29.536	200	33.184	230	227	28	1:44.164	45.737	197	27.452	212	30.975	242	235
13	1:53.559	50.792	173	29.874	194	32.893	232	232	29	1:43.318	45.680	197	27.331	216	30.307	244	253
14	1:53.075	50.815	167	29.328	195	32.932	228	225	30	1:43.164	45.436	194	27.488	216	30.240	242	257
15	2:00.404	50.364	170	29.430	195	40.610	58	233	31	1:43.443	45.379	197	27.450	215	30.614	242	255
16	3:02.438	2:04.122	175	27.964	204	30.352	239		32	1:43.745	45.874	195	27.585	215	30.286	242	255

28 Vervisch, BEL / Haase, DEU

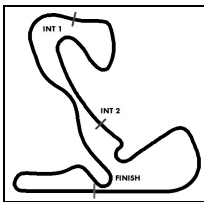
theoretical besttime: 1:40.316

1	1:45.903	49.153	197	26.638	210	30.112	239	223	17	1:44.132	47.453	184	26.905	201	29.774	239	247
2	1:40.985	44.543	198	26.571	212	29.871	240	252	18	1:44.248	47.815	176	26.875	210	29.558	238	244
3	1:40.848	44.345	197	26.734	211	29.769	239	252	19	2:36.808	1:05.790	98	37.992	99	53.026	96	206
4	1:40.430	44.084	198	26.562	211	29.784	240	253	20	2:23.653	1:06.748	98	42.558	81	34.347	237	93
5	1:41.003	44.311	195	26.893	211	29.799	239	252	21	1:41.594	45.004	197	26.825	211	29.765	239	250
6	1:47.203	44.336	196	27.429	142	35.438	152	252	22	1:41.052	44.419	197	26.905	211	29.728	239	252
7	2:36.729	1:02.621	91	42.431	86	51.677	97	167	23	1:41.561	44.354	196	27.340	210	29.867	239	250
8	2:59.400	1:21.457	98	43.002	92	54.941	89	90	24	1:41.302	44.575	196	27.057	211	29.670	239	252
9	3:00.703	1:24.844	96	45.721	80	50.138	224	79	25	1:41.317	44.468	196	27.111	211	29.738	239	253
10	2:00.948	54.979	166	31.898	188	34.071	231	185	26	1:41.549	44.769	193	27.053	210	29.727	239	250
11	1:57.909	52.852	170	30.981	180	34.076	236	196	27	1:41.640	44.584	197	26.964	210	30.092	234	253
12	1:55.132	51.679	176	30.383	186	33.070	234	204	28	1:47.975	44.841	195	27.258	210	35.876	233	249
13	1:53.222	51.823	178	29.284	193	32.115	236	208	29	1:42.328	44.918	196	27.179	211	30.231	237	246
14	1:50.656	50.370	179	28.748	202	31.538	219	211	30	1:41.872	44.756	197	27.065	211	30.051	239	251
15	1:54.966	50.275	169	27.794	205	36.897	58	207	31	1:41.864	44.650	196	27.370	210	29.844	239	251
16	2:50.316	1:52.323	182	27.453	203	30.540	235		32	1:41.967	44.704	196	27.338	210	29.925	238	250

29 De Phillippi, USA / Mies, DEU

theoretical besttime: 1:40.324

1	1:47.040	50.414	195	26.890	209	29.736	239	217	17	2:45.672	1:49.095	184	27.027	210	29.550	237	
2	1:41.259	44.421	197	26.833	208	30.005	239	252	18	1:42.868	46.408	196	26.697	211	29.763	237	243
3	1:40.644	44.223	198	26.660	210	29.761	240	252	19	2:37.454	1:06.859	93	37.867	96	52.728	80	171
4	1:40.479	44.378	198	26.600	211	29.501	240	252	20	2:24.473	1:06.699	96	43.088	76	34.686	237	89
5	1:40.655	44.287	197	26.681	210	29.687	239	252	21	1:41.538	44.908	197	27.058	210	29.572	239	248
6	1:47.755	44.445	198	28.176	137	35.134	138	252	22	1:41.010	44.527	197	26.913	210	29.570	240	253
7	2:36.920	1:02.864	87	42.609	86	51.447	95	172	23	1:41.520	44.585	193	27.256	210	29.679	239	252
8	2:58.798	1:21.752	89	43.496	90	53.550	96	91	24	1:41.001	44.310	197	26.828	211	29.863	236	252
9	3:00.474	1:24.930	98	45.559	83	49.985	219	72	25	1:41.536	44.679	195	27.022	211	29.835	239	250
10	2:02.123	55.211	163	31.321	166	35.591	230	185	26	1:41.150	44.406	198	26.950	210	29.794	238	251
11	1:58.502	54.187	167	30.602	185	33.713	233	205	27	1:42.400	44.481	197	27.409	210	30.510	233	252
12	1:55.610	52.554	174	30.019	197	33.037	234	210	28	1:42.744	44.686	198	26.967	210	31.091	233	250
13	1:55.079	52.011	168	30.483	188	32.585	236	210	29	1:41.577	44.760	196	26.898	211	29.919	239	248
14	1:51.378	51.349	180	28.732	190	31.297	234	214	30	1:41.414	44.579	196	27.069	212	29.766	236	252
15	1:46.435	49.281	183	27.077	207	30.077	236	235	31	1:41.322	44.602	196	27.087	210	29.633	239	250
16	1:51.136	48.516	185	27.008	208	35.612	58	237	32	1:41.486	44.452	196	27.034	211	30.000	239	251



ADAC GT Masters



Sector List Race 2

Provisional

Reg. Nr.: KNAF 0301.16.184

Sunday, August 21, 2016 13:08:00

Circuit Zandvoort, Length: 4307m

Air temperature: 21.64°C

Track temperature: 21.94°C

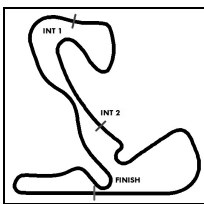
Weather condition: Wet

Lap	Time	SE1	SP1	SE2	SP2	SE3	SP3	TSP	Lap	Time	SE1	SP1	SE2	SP2	SE3	SP3	TSP
31 Hezemans, NLD / Curran, USA									theoretical besttime: 1:41.217								
1	1:53.803	55.103	182	28.130	202	30.570	239	201	17	3:04.177	2:02.715	158	29.658	171	31.804	234	
2	1:42.255	45.130	193	26.921	196	30.204	240	246	18	1:47.521	49.453	188	27.442	194	30.626	237	219
3	1:41.283	44.672	197	26.808	209	29.803	239	249	19	1:44.404	47.057	193	27.104	203	30.243	237	232
4	1:43.041	44.842	196	27.268	210	30.931	238	248	20	2:01.096	48.732	113	41.519	141	30.845	241	240
5	1:41.232	44.624	196	26.790	212	29.818	239	242	21	1:43.258	45.715	189	27.133	210	30.410	235	249
6	1:46.591	44.838	198	27.773	162	33.980	142	243	22	1:43.282	45.589	194	27.270	210	30.423	239	236
7	2:38.596	1:03.696	73	43.589	98	51.311	130	121	23	1:42.876	44.959	193	27.494	211	30.423	238	248
8	3:03.175	1:20.309	81	46.678	69	56.188	58	56	24	1:42.716	45.194	196	27.143	213	30.379	240	247
9	3:51.731	2:47.858	158	30.145	175	33.728	226		25	1:43.515	45.286	192	27.663	206	30.566	241	250
10	1:55.066	51.998	169	29.760	185	33.308	229	192	26	1:43.191	45.380	195	27.512	210	30.299	240	248
11	1:53.588	51.147	167	29.755	179	32.686	233	211	27	1:46.063	47.712	196	27.331	212	31.020	232	235
12	1:51.902	50.208	173	29.199	190	32.495	231	218	28	1:44.198	45.771	192	27.555	211	30.872	241	237
13	1:51.268	50.129	176	29.033	194	32.106	231	209	29	1:43.658	45.791	190	27.560	213	30.307	240	248
14	1:50.936	49.932	179	28.886	196	32.118	232	214	30	1:43.569	45.251	197	27.656	213	30.662	239	252
15	1:51.261	50.146	171	28.992	194	32.123	228	217	31	1:43.005	45.259	196	27.366	213	30.380	242	248
16	2:00.792	50.986	165	29.290	195	40.516	58	207	32	1:43.506	45.493	196	27.447	212	30.566	239	247

32 Zonzini, SMR / Spengler, DEU									theoretical besttime: 1:41.209								
1	1:52.574	54.038	192	27.563	208	30.973	237	208	9	2:54.231	1:19.789	88	45.921	77	48.521	217	109
2	1:42.624	45.066	194	27.377	212	30.181	235	250	10	2:04.460	57.557	155	31.837	168	35.066	230	164
3	1:41.209	44.630	195	26.674	210	29.905	234	249	11	2:00.732	54.401	166	31.448	179	34.883	231	184
4	1:41.648	44.694	195	26.806	211	30.148	242	254	12	1:57.262	52.988	169	30.563	186	33.711	242	200
5	1:41.767	44.755	195	26.891	209	30.121	242	252	13	1:55.863	53.423	168	30.423	198	32.017	240	193
6	1:47.036	44.901	196	27.145	189	34.990	155	251	14	1:52.049	51.522	176	28.616	199	31.911	235	216
7	2:37.257	1:03.054	74	43.256	83	50.947	114	120	15								217
8	2:59.135	1:21.138	89	45.865	67	52.132	147	54									

36 Dienst, DEU / Zanella, CHE									theoretical besttime: 1:40.416								
1	3:13.072	51.728	189	1:50.108	177	31.236	237	207	11	1:50.728	49.332	180	29.173	194	32.223	232	218
2	1:40.680	44.641	199	26.349	211	29.690	239	235	12	1:51.383	49.626	179	29.276	196	32.481	229	228
3	1:40.852	44.377	197	26.531	211	29.944	237	248	13	1:53.180	50.550	171	29.922	180	32.708	231	210
4	1:40.921	44.407	195	26.777	212	29.737	238	250	14	1:52.935	50.755	160	29.470	190	32.710	226	210
5	1:42.127	44.544	194	26.795	212	30.788	194	249	15	1:52.080	50.673	175	29.191	201	32.216	230	228
6	1:48.511	49.654	187	27.764	194	31.093	233	182	16	1:59.016	50.629	176	29.258	188	39.129	57	206
7	1:50.036	49.082	178	30.745	209	30.209	236	216	17	3:58.875	2:59.802	169	28.468	198	30.605	236	
8	2:40.660	55.545	93	48.258	73	56.857	57	196	18	2:35.056	1:03.985	98	38.075	100	52.996	91	205
9	3:21.339	2:18.845	171	29.442	172	33.052	229		19	2:30.564	1:06.648	98	42.715	84	41.201	57	89
10	1:50.837	49.685	180	28.992	194	32.160	232	198	20								

44 Ahlin-Kottulinsky, SWE / Bonanomi, ITA									theoretical besttime: 1:40.842								
1	1:50.587	52.993	194	27.326	209	30.268	237	220	17	1:51.392	48.000	191	27.199	209	36.193	58	238
2	1:41.186	44.669	197	26.616	211	29.901	237	252	18	2:53.213	1:52.507	184	28.338	198	32.368	218	
3	1:40.950	44.539	196	26.650	210	29.761	238	251	19	2:21.431	50.942	101	38.432	124	52.057	102	203
4	1:41.327	44.749	194	26.833	210	29.745	238	252	20	2:22.441	1:06.118	117	42.993	91	33.330	237	92
5	1:41.209	44.659	196	26.863	210	29.687	239	251	21	1:53.284	53.281	150	28.702	208	31.301	235	242
6	1:48.134	44.837	196	27.479	149	35.818	130	251	22	1:44.623	46.067	194	27.676	210	30.880	233	248
7	2:36.276	1:02.673	80	42.779	100	50.824	89	131	23	1:44.048	45.695	194	27.596	211	30.757	235	249
8	2:59.403	1:21.952	84	44.413	73	53.038	104	60	24	1:43.619	45.625	196	27.235	211	30.759	235	250
9	2:56.225	1:21.204	89	46.205	78	48.816	222	99	25	1:44.168	45.762	195	27.416	212	30.990	233	250
10	2:03.603	56.054	159	31.373	171	36.176	227	182	26	1:43.948	45.707	195	27.390	211	30.851	234	248
11	1:59.720	53.609	165	31.294	168	34.817	229	192	27	1:44.981	45.520	194	28.022	212	31.439	230	248
12	1:57.037	53.092	168	30.567	180	33.378	234	195	28	1:45.528	46.064	196	28.132	210	31.332	234	232
13	1:55.802	52.976	173	30.477	181	32.349	234	196	29	1:43.987	45.942	195	27.513	211	30.532	236	248
14	1:51.369	52.047	176	28.497	204	30.825	236	204	30	1:44.690	45.392	194	27.766	210	31.532	234	251
15	1:49.089	50.682	179	27.966	206	30.441	236	211	31	1:43.738	45.327	195	27.442	211	30.969	236	250
16	1:47.362	49.510	187	27.329	209	30.523	236	239	32	1:44.962	46.055	195	27.504	211	31.403	234	250



ADAC GT Masters



Sector List Race 2

Provisional

Reg. Nr.: KNAF 0301.16.184

Sunday, August 21, 2016 13:08:00

Circuit Zandvoort, Length: 4307m

Air temperature: 21.64°C

Track temperature: 21.94°C

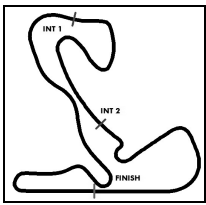
Weather condition: Wet

Lap	Time	SE1	SP1	SE2	SP2	SE3	SP3	TSP	Lap	Time	SE1	SP1	SE2	SP2	SE3	SP3	TSP
50 Geipel, DEU / Frey, CHE									theoretical besttime: 1:40.299								
1	1:53.011	54.202	189	27.722	205	31.087	234	210	17	1:45.846	48.966	185	27.008	209	29.872	236	230
2	1:41.413	44.840	199	26.832	210	29.741	239	250	18	1:43.689	46.938	194	26.710	210	30.041	231	246
3	1:40.600	44.234	200	26.616	211	29.750	239	252	19	2:36.894	1:06.523	108	37.909	108	52.462	89	192
4	1:41.231	44.505	198	26.686	213	30.040	237	248	20	2:25.599	1:07.107	115	43.309	77	35.183	234	103
5	1:41.154	44.310	200	26.673	213	30.171	238	252	21	1:41.246	44.756	196	26.843	209	29.647	236	243
6	1:47.723	44.353	197	27.516	149	35.854	154	252	22	1:40.902	44.420	199	26.812	209	29.670	237	248
7	2:36.984	1:03.066	80	43.099	93	50.819	99	120	23	1:40.575	44.348	198	26.703	210	29.524	236	248
8	3:03.079	1:21.562	92	45.212	66	56.305	54	56	24	1:40.574	44.318	199	26.649	209	29.607	238	248
9	2:53.994	1:42.508	172	29.884	155	41.602	210		25	1:40.837	44.403	199	26.852	209	29.582	237	250
10	1:57.297	53.185	170	30.111	183	34.001	229	163	26	1:41.333	44.587	199	26.951	208	29.795	238	250
11	1:55.242	51.898	182	29.803	183	33.541	230	213	27	1:41.670	44.573	198	27.046	209	30.051	234	250
12	1:50.566	49.813	183	28.783	201	31.970	227	220	28	1:43.585	44.432	197	27.090	209	32.063	230	249
13	1:50.015	49.796	183	28.571	199	31.648	229	207	29	1:41.408	44.683	199	27.038	210	29.687	237	244
14	1:50.419	49.053	182	29.319	203	32.047	226	222	30	1:41.258	44.538	199	27.078	210	29.642	237	250
15	1:57.571	50.049	176	28.955	203	38.567	59	230	31	1:40.795	44.462	200	26.884	208	29.449	239	251
16	2:50.990	1:52.654	178	27.996	208	30.340	234		32	1:41.402	44.608	198	27.015	209	29.779	236	250

Lap	Time	SE1	SP1	SE2	SP2	SE3	SP3	TSP	Lap	Time	SE1	SP1	SE2	SP2	SE3	SP3	TSP
55 Pommer, DEU / Maassen, NLD									theoretical besttime: 1:41.594								
1	1:56.070	57.730	186	27.582	204	30.758	238	188	17	3:05.995	2:06.902	167	28.300	203	30.793	234	
2	1:44.361	46.078	194	27.236	210	31.047	237	250	18	1:45.126	47.727	192	27.276	208	30.123	237	206
3	1:42.160	44.903	199	27.020	210	30.237	237	249	19	2:13.327	46.589	192	35.599	139	51.139	80	234
4	1:42.041	44.982	196	26.967	210	30.092	239	251	20	2:19.671	1:05.374	99	42.829	100	31.468	237	83
5	1:41.854	44.669	198	27.055	210	30.130	239	252	21	1:43.318	45.617	193	27.202	208	30.499	238	239
6	1:45.586	45.573	194	28.579	197	31.434	166	251	22	1:42.112	45.146	193	27.008	212	29.958	238	251
7	2:37.465	1:02.625	82	44.060	125	50.780	125	138	23	1:43.299	45.749	188	27.307	211	30.243	239	252
8	3:04.473	1:19.843	82	48.001	70	56.629	59	57	24	1:43.573	45.473	193	27.161	212	30.939	237	252
9	3:00.798	1:57.470	178	29.772	193	33.556	228		25	1:42.517	45.296	193	27.199	211	30.022	238	252
10	1:52.056	49.956	183	29.002	190	33.098	229	204	26	1:42.700	45.161	192	27.253	210	30.286	237	253
11	1:55.390	52.614	175	29.712	188	33.064	232	213	27	1:43.491	45.492	194	27.389	211	30.610	232	248
12	1:53.906	52.155	174	29.306	193	32.445	230	218	28	1:44.974	45.927	194	27.613	208	31.434	234	222
13	1:52.580	51.126	180	29.145	200	32.309	229	214	29	1:44.368	46.054	191	27.605	212	30.709	236	247
14	1:50.186	49.807	179	28.794	201	31.585	231	235	30	1:44.328	46.301	192	27.507	212	30.520	239	251
15	1:51.455	49.966	182	29.278	195	32.211	228	228	31	1:43.664	45.992	193	27.414	210	30.258	239	252
16	1:56.118	49.450	182	28.331	204	38.337	59	235	32	2:18.077	1:07.341	170	27.994	190	42.742	33	254

Lap	Time	SE1	SP1	SE2	SP2	SE3	SP3	TSP	Lap	Time	SE1	SP1	SE2	SP2	SE3	SP3	TSP
63 Ineichen, CHE / Engelhart, DEU									theoretical besttime: 1:40.766								
1	1:49.868	52.649	194	27.012	210	30.207	241	210	17	3:49.860	2:51.255	184	27.755	203	30.850	234	
2	1:41.271	44.459	200	26.871	210	29.941	242	255	18	1:52.825	55.567	194	26.849	212	30.409	235	208
3	1:40.872	44.296	198	26.607	214	29.969	241	254	19	1:41.909	45.351	197	26.759	213	29.799	239	250
4	1:41.111	44.408	197	26.661	213	30.042	240	252	20	1:41.701	45.158	199	26.678	212	29.865	241	248
5	1:41.024	44.469	197	26.663	215	29.892	240	254	21	1:43.405	44.792	195	28.058	212	30.555	241	251
6	1:48.137	44.540	194	27.974	144	35.623	146	253	22	1:44.102	45.990	197	27.339	214	30.773	237	242
7	2:36.260	1:02.050	111	43.270	89	50.940	114	151	23	1:42.839	45.728	197	27.248	214	29.863	240	250
8	3:03.136	1:21.594	92	44.882	70	56.660	58	74	24	1:41.661	44.732	199	26.940	213	29.989	240	253
9	3:38.130	2:36.402	180	28.961	196	32.767	232		25	1:42.283	44.837	195	26.932	215	30.514	240	255
10	1:52.261	50.073	178	29.317	180	32.871	230	208	26	1:42.090	44.786	198	26.993	214	30.311	242	256
11	1:52.011	49.765	179	29.068	196	33.178	232	215	27	1:45.104	46.674	196	27.312	213	31.118	236	248
12	1:50.581	49.472	181	28.986	195	32.123	232	218	28	1:44.196	45.875	194	27.267	212	31.054	241	242
13	1:51.399	49.992	173	29.139	195	32.268	232	223	29	1:43.552	45.841	194	27.143	216	30.568	240	252
14	1:51.563	50.319	176	29.034	197	32.210	232	223	30	1:43.113	45.327	194	27.138	215	30.648	240	256
15	1:53.723	50.991	172	29.336	193	33.396	229	225	31	1:43.214	45.264	197	27.161	213	30.789	243	255
16	1:59.181	51.759	176	29.091	192	38.331	59	207	32	1:43.864	45.697	194	27.623	213	30.544	241	257

Lap	Time	SE1	SP1	SE2	SP2	SE3	SP3	TSP	Lap	Time	SE1	SP1	SE2	SP2	SE3	SP3	TSP
66 Gies, DEU / Lindholm, DEU									theoretical besttime: 1:41.516								
1	1:56.590	57.842	173	28.088	209	30.660	237	208	17	1:47.932	49.451	182	27.494	196	30.987	236	225
2	1:44.595	46.291	194	26.998	210	31.306	236	246	18	1:45.960	47.136	188	27.523	209	31.301	234	245
3	1:42.376	45.289	195	26.740	209	30.347	237	245	19	2:09.859	47.218	189	33.257	117	49.384	70	248
4	1:42.222	44.920	193	27.210	212	30.092	237	248	20	2:19.153	1:05.050	94	42.970	93	31.133	240	85
5	1:41.730	44.729	195	26.954	212	30.047	237	251	21	1:43.152	45.445	188	27.177	203	30.530	239	252
6	1:46.563	46.131	173	28.906	188	31.526	198	251	22	1:42.681	45.262	192	27.168	210	30.251	239	251
7	2:37.071	1:02.558	80	43.877	101	50.636	112	165	23	1:42.598	44.931	194	27.251	211	30.416	238	252
8	2:57.966	1:19.673	90	48.128	70	50.165	161	62	24	1:43.505	45.341	194	27.158	212	31.006	236	252



ADAC GT Masters



Sector List Race 2

Provisional

Circuit Zandvoort, Length: 4307m

Air temperature: 21.64°C

Track temperature: 21.94°C

Weather condition: Wet

Reg. Nr.: KNAF 0301.16.184

Sunday, August 21, 2016 13:08:00

Lap	Time	SE1	SP1	SE2	SP2	SE3	SP3	TSP	Lap	Time	SE1	SP1	SE2	SP2	SE3	SP3	TSP
9	2:49.570	1:15.582	89	45.814	73	48.174	203	140	25	1:44.089	46.510	192	27.247	209	30.332	238	228
10	2:05.897	58.931	158	31.244	184	35.722	227	162	26	1:43.534	45.608	195	27.271	208	30.655	235	249
11	1:59.555	53.966	168	31.003	173	34.586	229	204	27	1:45.107	47.249	194	27.285	212	30.573	233	241
12	1:56.975	52.868	164	30.494	188	33.613	232	210	28	1:44.322	45.637	193	27.504	210	31.181	233	241
13	1:56.716	52.788	170	31.257	173	32.671	234	207	29	1:43.030	45.356	195	27.281	213	30.393	237	248
14	1:50.708	51.351	176	28.692	204	30.665	237	214	30	1:42.773	45.436	192	27.159	213	30.178	239	251
15	1:56.544	51.642	176	27.597	203	37.305	58	216	31	1:43.882	45.631	195	27.899	210	30.352	239	251
16	3:03.825	2:02.957	167	28.935	185	31.933	231		32	1:44.165	46.250	189	27.502	213	30.413	237	252

69 Assenheimer, DEU / Schwager, DEU

theoretical besttime: 1:40.969

1	1:50.905	53.336	191	27.214	210	30.355	240	222	17	1:45.898	48.861	185	27.232	212	29.805	239	232
2	1:41.202	44.696	191	26.652	212	29.854	241	252	18	1:46.847	49.044	193	27.174	197	30.629	230	226
3	1:41.002	44.548	196	26.627	213	29.827	239	252	19	2:21.505	50.682	88	38.205	150	52.618	115	207
4	1:41.319	44.537	184	26.962	210	29.820	240	253	20	2:21.285	1:05.931	91	42.608	109	32.746	239	94
5	1:41.387	44.538	195	26.939	212	29.910	239	252	21	1:44.691	45.716	194	28.763	205	30.212	239	245
6	1:48.107	44.539	195	27.756	152	35.812	127	252	22	1:42.197	45.145	195	26.950	211	30.102	240	251
7	2:36.657	1:02.807	90	43.071	103	50.779	93	112	23	1:43.285	45.919	194	27.010	210	30.356	236	251
8	3:03.635	1:21.859	75	44.909	71	56.867	56	59	24	1:43.677	45.452	193	27.042	213	31.183	239	236
9	3:08.528	2:05.543	174	29.543	190	33.442	227		25	1:42.127	44.961	195	27.026	213	30.140	238	250
10	1:52.732	50.183	172	29.198	201	33.351	227	210	26	1:43.008	45.084	196	27.139	210	30.785	234	251
11	1:53.707	50.885	172	29.556	173	33.266	230	215	27	1:43.611	45.616	192	27.196	213	30.799	232	242
12	1:52.960	51.332	176	29.138	200	32.490	229	213	28	1:45.353	45.794	194	27.660	209	31.899	230	237
13	1:53.985	50.563	164	30.157	187	33.265	229	215	29	1:44.700	46.483	196	27.433	215	30.784	239	244
14	1:51.318	49.781	183	29.065	198	32.472	228	219	30	1:44.482	46.337	196	27.391	211	30.754	239	250
15	1:59.189	50.698	178	29.682	195	38.809	58	227	31	1:44.096	45.820	196	28.091	212	30.185	240	248
16	2:56.461	1:57.576	170	28.457	204	30.428	237		32	1:44.436	46.568	193	27.393	215	30.475	236	254

77 Gounon, FRA / Keilwitz, DEU

theoretical besttime: 1:40.529

1	1:47.809	50.936	192	27.030	210	29.843	245	228	17	1:43.701	47.064	195	26.992	210	29.645	240	233
2	1:41.337	44.356	200	26.848	215	30.133	242	251	18	1:44.433	46.497	194	27.231	204	30.705	237	254
3	1:40.766	44.227	201	26.745	211	29.794	241	255	19	2:35.093	1:04.080	83	38.191	113	52.822	97	215
4	1:41.365	44.337	201	27.151	216	29.877	246	254	20	2:23.113	1:06.554	99	42.558	85	34.001	233	92
5	1:40.902	44.173	203	26.902	214	29.827	242	252	21	1:42.063	45.163	197	27.249	210	29.651	247	247
6	1:47.151	44.369	201	27.749	139	35.033	141	252	22	1:41.448	44.707	200	27.021	212	29.720	241	250
7	2:36.540	1:02.622	84	42.808	82	51.110	103	162	23	1:41.318	44.774	200	26.933	214	29.611	236	248
8	3:02.361	1:21.909	89	43.873	92	56.579	58	94	24	1:41.424	44.787	200	26.995	214	29.642	236	251
9	3:01.046	1:54.275	184	29.269	189	37.502	224		25	1:41.610	44.540	199	27.186	216	29.884	241	251
10	1:57.811	53.538	171	30.165	197	34.108	232	179	26	1:41.712	44.520	198	27.150	213	30.042	240	253
11	1:54.307	50.910	180	29.862	195	33.535	227	220	27	1:42.403	44.934	199	27.192	213	30.277	239	250
12	1:53.548	50.828	175	29.934	193	32.786	229	230	28	1:43.833	44.878	200	27.418	211	31.537	233	250
13	1:52.430	50.351	177	29.672	196	32.407	230	225	29	1:42.445	45.086	198	27.185	215	30.174	242	238
14	1:59.295	50.947	169	29.561	199	38.787	59	227	30	1:41.693	44.797	202	27.049	212	29.847	234	252
15	2:56.750	1:57.216	167	28.601	183	30.933	236		31	1:41.713	44.668	200	27.204	211	29.841	246	252
16	1:46.395	49.094	188	27.318	201	29.983	245	210	32	1:42.221	44.957	199	27.247	209	30.017	241	247

99 Renauer, DEU / Ragginger, AUT

theoretical besttime: 1:40.657

1	1:48.387	51.179	194	27.096	208	30.112	240	211	17	1:52.604	48.780	192	26.825	212	36.999	56	236
2	1:41.218	44.392	198	26.612	210	30.214	240	246	18	2:45.213	1:48.131	194	26.928	215	30.154	237	
3	1:40.869	44.441	197	26.533	213	29.895	242	252	19	2:34.635	1:03.666	81	38.411	119	52.558	101	231
4	1:41.255	44.416	197	26.845	205	29.994	240	252	20	2:22.881	1:06.414	101	42.956	109	33.511	241	72
5	1:41.008	44.432	199	26.770	213	29.806	240	253	21	1:42.330	45.003	196	27.280	215	30.047	242	248
6	1:47.980	44.513	196	27.980	140	35.487	133	250	22	1:41.378	44.532	199	26.939	215	29.907	241	254
7	2:36.597	1:02.292	95	42.985	91	51.320	101	161	23	1:41.580	44.832	197	26.936	217	29.812	241	244
8	3:01.417	1:21.394	87	44.716	75	55.307	116	85	24	1:41.283	44.513	199	26.976	216	29.794	241	254
9	2:55.894	1:20.617	98	46.101	82	49.176	229	102	25	1:41.560	44.708	194	26.898	216	29.954	242	255
10	2:01.987	55.244	168	30.902	175	35.841	234	178	26	1:42.092	44.669	195	27.020	215	30.403	239	255
11	1:58.470	54.115	171	30.804	179	33.551	237	201	27	1:42.222	44.636	197	27.399	216	30.187	240	254
12	1:55.681	52.748	170	30.064	184	32.869	239	201	28	1:43.623	44.671	199	27.420	213	31.532	236	254
13	1:55.625	52.710	170	30.481	180	32.434	239	202	29	1:42.358	44.749	199	27.244	215	30.365	240	248
14	1:51.033	51.812	181	28.248	195	30.973	240	210	30	1:41.790	44.627	199	27.084	216	30.079	242	255
15	1:46.983	50.018	183	27.220	207	29.745	242	231	31	1:41.714	44.613	199	27.061	215	30.040	242	256
16	1:46.856	49.920	180	27.204	209	29.732	239	229	32	1:42.128	44.843	200	27.084	216	30.201	240	254