

# ADAC GT Masters

## Result List Qualifying 1



Provisional

Nürburgring, Length: 3629m

Air temperature: 16.3°C

Track temperature: 23°C

Weather condition: Dry

Reg. Nr.: 238/2016

Saturday, August 06, 2016 9:05:00

started : 31      classified : 31      not classified : 0

	Drivers	Team	Car	Lap	Best Time	Gap	Diff	Kph	Day Time
1	99 R.Renauer(DEU)/M.Ragginger(AUT)	Precote Herberth Motorsport(DEU)	Porsche 911 GT3 R	5	<b>1:27.181</b>			149.8	9:18:24
2	17 D.Jahn(DEU)/K.Estre(FRA)	KÜS TEAM75 Bernhard(DEU)	Porsche 911 GT3 R	8	<b>1:27.386</b>	0.205	0.205	149.5	9:19:58
3	21 N.Sylvest(DNK)(J)/N.Rogivue(CHE)(J)	AMG - Team Zakspeed(DEU)	Mercedes-AMG GT3	8	<b>1:27.474</b>	0.293	0.088	149.3	9:17:32
4	5 N.Siedler(AUT)/J.van Lagen(NLD)	HB Racing WDS Bau(AUT)	LamborghiniHuracanGT3	4	<b>1:27.507</b>	0.326	0.033	149.2	9:17:48
5	7 J.Lee Pepper(ZAF)(J)/D.Abt(DEU)	Bentley Team Abt(DEU)	Bentley Continental GT3	6	<b>1:27.522</b>	0.341	0.015	149.2	9:17:29
6	77 J.Gounon(FRA)(J)/D.Keilwitz(DEU)	Callaway Competition(DEU)	Corvette C7 GT3	5	<b>1:27.671</b>	0.490	0.149	149.0	9:13:47
7	55 M.Pommer(DEU)/X.Maassen(NLD)	Aust Motorsport(DEU)	Audi R8 LMS	5	<b>1:27.694</b>	0.513	0.023	148.9	9:14:26
8	8 F.Hamprecht(DEU)(J)/C.Jöns(DEU)	Bentley Team Abt(DEU)	Bentley Continental GT3	9	<b>1:27.738</b>	0.557	0.044	148.9	9:25:26
9	29 C.De Phillippi(USA)(J)/C.Mies(DEU)	MontaplastbyLand-Motorsport(DEU)	Audi R8 LMS	8	<b>1:27.743</b>	0.562	0.005	148.8	9:17:44
10	16 L.Stolz(DEU)(J)/G.Tweraser(AUT)	GRT Grasser-Racing-Team(AUT)	LamborghiniHuracanGT3	6	<b>1:27.761</b>	0.580	0.018	148.8	9:17:38
11	24 F.Stoll(DEU)/L.Vanhoor(BEL)	kfzteile24 - APR Motorsport(DEU)	Audi R8 LMS	7	<b>1:27.779</b>	0.598	0.018	148.8	9:20:12
12	36 M.Dienst(DEU)(J)/K.Bachler(AUT)	bigFMRacingTeamSchützMotorsport(DEU)	Porsche 911 GT3 R	6	<b>1:27.792</b>	0.611	0.013	148.8	9:15:56
13	28 P.Hoevenaars(NLD)(J)/F.Vervisch(BEL)	MontaplastbyLand-Motorsport(DEU)	Audi R8 LMS	8	<b>1:27.804</b>	0.623	0.012	148.7	9:17:42
14	20 J.Krohn(FIN)/L.Deletraz(CHE)	Schubert Motorsport(DEU)	BMW M6 GT3	6	<b>1:27.870</b>	0.689	0.066	148.6	9:21:56
15	50 P.Geipel(DEU)/R.Frey(CHE)	YACO Racing(DEU)	Audi R8 LMS	5	<b>1:27.943</b>	0.762	0.073	148.5	9:14:58
16	1 L.Ludwig(DEU)/S.Asch(DEU)	AMG - Team Zakspeed(DEU)	Mercedes-AMG GT3	8	<b>1:27.972</b>	0.791	0.029	148.5	9:17:50
17	3 P.Kujala(FIN)(J)/M.Pavlovic(SRB)	Bonaldi Motorsport S.r.l.(ITA)	LamborghiniHuracanGT3	6	<b>1:28.164</b>	0.983	0.192	148.1	9:19:27
18	22 M.Gassner(DEU)(J)/C.Frankenhou(NLD)	MRS GT-Racing(DEU)	Nissan GT-RNISMOGT3	6	<b>1:28.213</b>	1.032	0.049	148.1	9:17:11
19	25 D.Dobitsch(AUT)/E.Sandström(SWE)	kfzteile24 - APR Motorsport(DEU)	Audi R8 LMS	6	<b>1:28.228</b>	1.047	0.015	148.0	9:17:37
20	15 N.Möller-Madsen(DNK)(J)/M.Winkelhock(DEU)	Phoenix Racing(DEU)	Audi R8 LMS	6	<b>1:28.239</b>	1.058	0.011	148.0	9:15:36
21	69 P.Assenheimer(DEU)(J)/D.Schwager(DEU)	Callaway Competition(DEU)	Corvette C7 GT3	6	<b>1:28.282</b>	1.101	0.043	147.9	9:15:50
22	6 K.Snoeks(NLD)/E.Erhardt(DEU)	HB Racing WDS Bau(AUT)	LamborghiniHuracanGT3	4	<b>1:28.434</b>	1.253	0.152	147.7	9:16:50
23	66 A.Gies(DEU)(J)/E.Lindholm(DEU)(J)	ADACNSAAtemptoRacingTeam(DEU)	LamborghiniHuracanGT3	5	<b>1:28.512</b>	1.331	0.078	147.6	9:15:01
24	63 R.Ineichen(CHE)(T)/C.Engelhart(DEU)	GRT Grasser-Racing-Team(AUT)	LamborghiniHuracanGT3	5	<b>1:28.524</b>	1.343	0.012	147.5	9:16:10
25	35 F.Scholze(DEU)(T)/K.Wendlinger(AUT)	Car Collection Motorsport(DEU)	MercedesBenzSLSAMGG	4	<b>1:28.620</b>	1.439	0.096	147.4	9:11:53
26	33 D.Busch(DEU)/C.Haase(DEU)	Car Collection Motorsport(DEU)	Audi R8 LMS	6	<b>1:28.846</b>	1.665	0.226	147.0	9:14:29
27	13 R.Lips(CHE)(T)/S.Barth(DEU)	RWT - Racing team(DEU)	Corvette Z06.R GT3	6	<b>1:29.038</b>	1.857	0.192	146.7	9:15:12
28	9 A.Weishaupt(DEU)(T)/M.Holzer(DEU)	Bentley Team Abt(DEU)	Bentley Continental GT3	8	<b>1:29.055</b>	1.874	0.017	146.7	9:18:06
29	34 I.Tutumlu Lopez(ESP)/K.van der Linde(ZAF)	Car Collection Motorsport(DEU)	Audi R8 LMS	9	<b>1:29.099</b>	1.918	0.044	146.6	9:21:02
30	32 E.Zonzini(SMR)(J)/F.Spengler(DEU)	Bonaldi Motorsport S.r.l.(ITA)	LamborghiniHuracanGT3	9	<b>1:29.125</b>	1.944	0.026	146.5	9:23:06
31	44 M.Ahlin-Kottulinsky(SWE)(J)/M.Bonanomi(ITA)	Aust Motorsport(DEU)	Audi R8 LMS	10	<b>1:29.632</b>	2.451	0.507	145.7	9:25:16

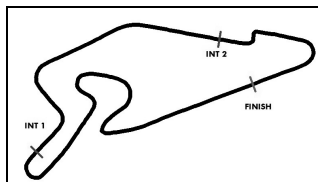
Following race director decision cancellation of the relevant lap time for car no. 66, 44

Subject to final scrutineering!

Publications Time:

Clerk of the course:

Time Keeping:



# ADAC GT Masters

## Sector List Qualifying 1



Provisional

Nürburgring, Length: 3629m

Air temperature: 16.3°C

Track temperature: 23°C

Weather condition: Dry

Reg. Nr.: 238/2016

Saturday, August 06, 2016 9:05:00

Lap	Time	SE1	SP1	SE2	SP2	SE3	SP3	TSP	Lap	Time	SE1	SP1	SE2	SP2	SE3	SP3	TSP
<b>1 Ludwig, DEU / Asch, DEU</b>									<b>theoretical besttime: 1:27.813</b>								
1	2:04.113	1:10.193	101	28.287	202	25.633	183	202	8	<b>1:27.972</b>	44.796	135	<b>21.930</b>	<b>240</b>	21.246	191	240
2	1:38.703	50.635	127	24.659	210	23.409	187	210	9	1:35.319	44.928	137	25.039	79	25.352	192	79
3	1:32.627	47.070	133	22.776	198	22.781	191	198	10	1:28.059	44.985	137	21.933	240	<b>21.141</b>	<b>192</b>	240
4	1:30.529	44.749	138	22.641	240	23.139	191	240	11	1:28.716	44.884	137	21.982	240	21.850	192	240
5	1:39.633	46.682	137	23.090	139	29.861	192	139	12	1:28.263	44.870	133	22.037	241	21.356	192	<b>241</b>
6	1:28.432	44.911	138	21.984	241	21.537	192	241	13	1:28.426	44.941	139	22.129	240	21.356	192	240
7	1:27.995	<b>44.742</b>	138	21.974	240	21.279	<b>192</b>	240									

<b>3 Kujala, FIN / Pavlovic, SRB</b>									<b>theoretical besttime: 1:28.098</b>								
1	3:51.582	2:51.881	115	29.281	166	30.420	57	166	6	<b>1:28.164</b>	44.756	133	<b>22.017</b>	<b>240</b>	21.391	185	240
2	4:29.763	3:38.148	128	26.833	172	24.782	182	172	7	1:28.233	<b>44.744</b>	<b>133</b>	22.152	241	<b>21.337</b>	<b>185</b>	241
3	1:35.289	47.637	131	25.618	204	22.034	185	204	8	1:28.309	44.746	133	22.106	240	21.457	186	240
4	1:32.969	47.393	133	22.873	236	22.703	<b>186</b>	236	9	1:37.046	50.052	110	24.341	198	22.653	186	198
5	1:28.662	44.890	128	22.161	<b>243</b>	21.611	185	<b>243</b>	10	1:28.642	45.057	133	22.230	235	21.355	184	235

<b>5 Siedler, AUT / van Lagen, NLD</b>									<b>theoretical besttime: 1:27.507</b>								
1	8:16.995	7:23.321	105	28.086	166	25.588	186	166	5	1:30.652	46.386	132	22.211	235	22.055	192	235
2	1:34.271	48.787	130	22.975	238	22.509	190	238	6	1:31.580	44.989	135	22.177	203	24.414	190	203
3	1:29.288	45.716	133	22.203	240	21.369	<b>192</b>	240	7	1:34.627	45.223	136	22.717	201	26.687	57	201
4	<b>1:27.507</b>	<b>44.531</b>	135	<b>21.865</b>	<b>242</b>	<b>21.111</b>	190	<b>242</b>									

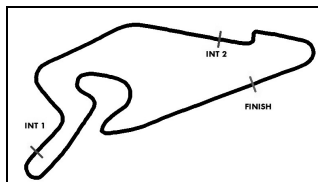
<b>6 Snoeks, NLD / Erhart, DEU</b>									<b>theoretical besttime: 1:28.311</b>								
1	7:15.538	6:25.545	123	24.550	233	25.443	182	233	5	1:28.574	45.053	133	<b>22.133</b>	<b>240</b>	21.388	189	<b>240</b>
2	1:36.347	51.366	133	22.803	237	22.178	<b>190</b>	237	6	1:28.681	45.098	134	22.222	240	21.361	190	240
3	1:29.312	45.510	<b>135</b>	22.425	238	21.377	190	238	7	1:48.491	52.083	130	28.260	182	28.148	60	182
4	<b>1:28.434</b>	<b>44.943</b>	133	22.256	240	<b>21.235</b>	189	240									

<b>7 Lee Pepper, ZAF / Abt, DEU</b>									<b>theoretical besttime: 1:27.320</b>								
1	4:46.157	3:54.624	116	27.106	210	24.427	187	210	7	1:28.354	45.012	135	21.850	243	21.492	195	243
2	1:39.106	50.446	126	24.781	222	23.879	185	222	8	1:33.609	49.459	127	22.428	240	21.722	195	240
3	1:38.958	52.855	123	23.749	235	22.354	<b>195</b>	235	9	1:27.862	44.846	135	21.897	244	<b>21.119</b>	<b>195</b>	244
4	1:28.692	45.231	131	22.135	239	21.326	195	239	10	1:30.759	44.741	132	22.283	210	23.735	195	210
5	1:27.845	44.759	132	21.838	244	21.248	195	244	11	1:29.093	45.557	132	22.013	243	21.523	195	243
6	<b>1:27.522</b>	<b>44.466</b>	134	<b>21.735</b>	<b>246</b>	21.321	195	<b>246</b>	12	1:38.976	45.200	133	22.179	226	31.597	52	226

<b>8 Hamprecht, DEU / Jöns, DEU</b>									<b>theoretical besttime: 1:27.615</b>								
1	8:18.700	7:26.758	115	27.063	171	24.879	189	171	6	1:38.779	44.887	133	24.965	229	28.927	194	229
2	1:35.061	48.144	131	23.197	178	23.720	194	178	7	1:28.136	44.898	133	21.904	245	21.334	194	245
3	1:29.512	46.220	130	22.074	<b>246</b>	21.218	194	<b>246</b>	8	1:31.523	44.877	134	23.105	155	23.541	194	155
4	1:28.232	45.003	134	21.909	246	21.320	<b>195</b>	246	9	<b>1:27.738</b>	44.778	135	<b>21.850</b>	<b>244</b>	<b>21.110</b>	<b>194</b>	244
5	1:27.746	<b>44.655</b>	134	21.873	245	21.218	195	245									

<b>9 Weishaupt, DEU / Holzer, DEU</b>									<b>theoretical besttime: 1:29.052</b>								
1	2:20.045	1:22.110	104	31.745	140	26.190	125	140	7	1:29.211	45.698	131	22.007	244	<b>21.506</b>	<b>195</b>	244
2	1:44.538	54.047	118	26.223	182	24.268	191	182	8	<b>1:29.055</b>	<b>45.567</b>	<b>132</b>	<b>21.979</b>	<b>246</b>	21.509	194	<b>246</b>
3	1:32.012	47.254	133	22.657	244	22.101	193	244	9	1:30.036	45.956	132	22.007	244	22.073	195	244
4	1:29.460	45.644	<b>135</b>	22.258	244	21.558	194	244	10	1:39.063	45.715	125	24.229	213	29.119	57	213
5	1:29.409	45.790	133	22.082	244	21.537	194	244	11	2:57.404	2:12.945	128	22.414	243	22.045	194	243
6	1:31.947	46.058	129	22.501	222	23.388	194	222	12	1:38.771	45.957	130	22.397	225	30.417	50	225

<b>13 Lips, CHE / Barth, DEU</b>									<b>theoretical besttime: 1:28.864</b>								
1	2:27.442	1:25.702	113	35.697	116	26.043	184	116	7	1:29.209	45.510	134	22.092	246	21.607	194	246
2	1:43.677	52.349	107	26.332	233	24.996	188	233	8	1:35.538	45.554	133	<b>22.047</b>	<b>247</b>	27.937	53	247
3	1:33.045	47.864	133	22.613	246	22.568	196	246	9	3:16.706	2:32.809	136	22.267	246	21.630	197	246
4	1:29.705	45.945	130	22.224	247	21.536	<b>198</b>	247	10	1:29.632	45.636	137	22.350	244	21.646	196	244
5	1:29.202	45.327	135	22.114	247	21.761	196	247	11	1:29.075	45.443	137	22.121	246	<b>21.511</b>	<b>194</b>	246
6	<b>1:29.038</b>	<b>45.306</b>	131	22.121	<b>248</b>	21.611	196	<b>248</b>	12	1:34.117	45.629	132	22.143	247	26.345	56	247



# ADAC GT Masters

## Sector List Qualifying 1



Provisional

Reg. Nr.: 238/2016

Saturday, August 06, 2016 9:05:00

Nürburgring, Length: 3629m

Air temperature: 16.3°C

Track temperature: 23°C

Weather condition: Dry

Lap	Time	SE1	SP1	SE2	SP2	SE3	SP3	TSP	Lap	Time	SE1	SP1	SE2	SP2	SE3	SP3	TSP
<b>15 Möller-Madsen, DNK / Winkelhock, DEU</b>									<b>theoretical besttime: 1:28.089</b>								
1	2:55.830	2:05.149	110	25.663	230	25.018	181	230	7	1:28.338	<b>44.923</b>	<b>133</b>	22.048	242	21.367	190	242
2	1:34.104	49.162	130	22.990	239	21.952	189	239	8	1:34.552	46.232	132	22.235	241	26.085	58	241
3	1:28.470	45.263	<b>136</b>	22.060	241	<b>21.147</b>	190	241	9	3:02.203	2:17.073	132	22.275	241	22.855	190	241
4	1:28.571	45.122	133	22.160	241	21.289	189	241	10	1:28.586	45.050	133	22.086	241	21.450	191	241
5	1:40.896	56.344	130	23.011	240	21.541	189	240	11	1:28.717	45.150	131	22.174	241	21.393	191	241
6	<b>1:28.239</b>	44.988	133	<b>22.019</b>	<b>242</b>	21.232	191	<b>242</b>	12	1:36.185	45.365	132	23.167	233	27.653	58	233

<b>16 Stolz, DEU / Tweraser, AUT</b>									<b>theoretical besttime: 1:27.586</b>								
1	5:11.280	4:23.433	127	24.317	233	23.530	188	233	6	<b>1:27.761</b>	44.654	136	21.960	243	<b>21.147</b>	<b>193</b>	<b>243</b>
2	1:30.760	46.762	132	22.541	242	21.457	192	242	7	1:32.568	44.709	135	21.960	242	25.899	194	242
3	1:32.309	45.289	136	22.005	243	25.015	192	243	8	1:29.557	45.037	134	22.093	242	22.427	193	242
4	1:28.050	44.963	136	<b>21.856</b>	242	21.231	193	242	9	1:28.403	44.944	137	22.055	241	21.404	192	241
5	1:27.838	<b>44.583</b>	136	22.010	242	21.245	191	242	10	1:42.185	44.946	137	25.060	189	32.179	58	189

<b>17 Jahn, DEU / Estre, FRA</b>									<b>theoretical besttime: 1:27.370</b>								
1	2:13.549	1:10.935	118	31.807	191	30.807	57	191	6	1:27.649	44.605	138	21.817	248	21.227	198	248
2	3:43.721	2:54.471	131	24.751	193	24.499	194	193	7	1:27.637	44.677	139	<b>21.738</b>	<b>247</b>	21.222	198	247
3	1:36.579	49.265	138	24.346	204	22.968	196	204	8	<b>1:27.386</b>	<b>44.499</b>	<b>138</b>	21.754	247	<b>21.133</b>	<b>198</b>	247
4	1:32.735	45.446	135	25.594	219	21.695	197	219	9	1:32.609	44.676	137	23.581	174	24.352	199	174
5	1:28.225	45.023	139	21.911	<b>248</b>	21.291	198	<b>248</b>	10	1:32.889	44.680	137	21.951	247	26.258	57	247

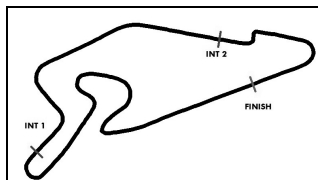
<b>20 Krohn, FIN / Deletraz, CHE</b>									<b>theoretical besttime: 1:27.809</b>								
1	9:21.777	8:26.818	98	29.208	181	25.751	170	181	5	1:28.051	<b>44.675</b>	<b>135</b>	22.219	236	21.157	190	236
2	1:35.652	48.328	106	23.604	<b>240</b>	23.720	186	<b>240</b>	6	<b>1:27.870</b>	44.736	133	<b>22.087</b>	<b>239</b>	<b>21.047</b>	<b>191</b>	239
3	1:34.022	49.780	123	22.627	239	21.615	<b>194</b>	239	7	1:29.173	44.730	133	22.514	239	21.929	191	239
4	1:28.499	44.867	135	22.257	239	21.375	191	239	8	1:33.929	44.917	135	22.123	238	26.889	57	238

<b>21 Sylvest, DNK / Rogivue, CHE</b>									<b>theoretical besttime: 1:27.442</b>								
1	1:57.879	1:06.232	118	26.985	196	24.662	175	196	6	1:28.582	44.818	134	21.951	240	21.813	192	240
2	1:37.497	49.803	129	23.644	221	24.050	188	221	7	1:27.657	<b>44.503</b>	<b>133</b>	22.053	239	21.101	190	239
3	1:31.926	47.373	131	22.564	236	21.989	191	236	8	<b>1:27.474</b>	44.535	134	<b>21.916</b>	<b>241</b>	<b>21.023</b>	<b>192</b>	<b>241</b>
4	1:28.220	44.922	<b>134</b>	22.095	240	21.203	191	240	9	1:31.546	46.691	132	22.549	193	22.306	191	193
5	1:32.754	46.602	132	22.339	231	23.813	<b>192</b>	231	10	1:38.609	44.632	134	22.203	240	31.774	55	240

<b>22 Gassner, DEU / Frankenhout, NLD</b>									<b>theoretical besttime: 1:28.213</b>								
1	4:27.214	3:37.137	116	25.590	202	24.487	193	202	6	<b>1:28.213</b>	<b>45.000</b>	<b>133</b>	<b>21.907</b>	<b>248</b>	<b>21.306</b>	<b>196</b>	248
2	1:37.468	50.772	126	23.514	234	23.182	197	234	7	1:28.519	45.130	133	21.949	248	21.440	196	248
3	1:34.504	46.309	133	22.755	238	25.440	<b>198</b>	238	8	1:28.612	45.126	138	22.050	247	21.436	197	247
4	1:34.528	46.395	131	23.969	188	24.164	197	188	9	1:41.558	54.135	123	24.223	201	23.200	198	201
5	1:28.664	45.157	135	22.065	<b>248</b>	21.442	197	<b>248</b>	10	1:37.561	45.385	134	23.495	204	28.681	57	204

<b>24 Stoll, DEU / Vanthoor, BEL</b>									<b>theoretical besttime: 1:27.689</b>								
1	6:12.232	5:24.668	125	24.433	236	23.131	187	236	7	<b>1:27.779</b>	44.541	135	21.963	241	<b>21.275</b>	<b>190</b>	241
2	1:33.495	47.281	135	23.377	238	22.837	190	238	8	1:34.684	48.674	120	23.888	200	22.122	191	200
3	1:29.725	45.806	135	22.367	241	21.552	<b>191</b>	241	9	1:28.185	44.837	134	21.983	241	21.365	191	241
4	1:31.919	44.912	<b>136</b>	25.604	235	21.403	191	235	10	1:31.165	47.283	129	22.414	240	21.468	191	240
5	1:28.094	<b>44.483</b>	135	22.064	<b>242</b>	21.547	191	<b>242</b>	11	1:37.453	44.808	135	23.557	188	29.088	60	188
6	1:27.960	44.705	136	<b>21.931</b>	241	21.324	191	241									

<b>25 Dobitsch, AUT / Sandström, SWE</b>									<b>theoretical besttime: 1:28.228</b>								
1	4:45.366	3:50.964	103	28.793	171	25.609	163	171	7	1:30.307	45.276	135	22.127	217	22.904	190	217
2	1:42.903	53.248	112	26.620	201	23.035	187	201	8	1:31.525	46.132	133	23.140	193	22.253	188	193
3	1:38.171	51.135	132	23.066	227	23.970	187	227	9	1:29.196	45.230	136	22.451	236	21.515	190	236
4	1:32.264	47.835	133	22.711	239	21.718	190	239	10	1:38.160	45.128	133	24.256	203	28.776	59	203
5	1:29.248	45.013	138	22.711	<b>240</b>	21.524	190	<b>240</b>	11								
6	<b>1:28.228</b>	<b>44.939</b>	<b>139</b>	<b>21.942</b>	240	<b>21.347</b>	188	240									



# ADAC GT Masters

## Sector List Qualifying 1



Provisional

Reg. Nr.: 238/2016

Saturday, August 06, 2016 9:05:00

Nürburgring, Length: 3629m

Air temperature: 16.3°C

Track temperature: 23°C

Weather condition: Dry

Lap	Time	SE1	SP1	SE2	SP2	SE3	SP3	TSP	Lap	Time	SE1	SP1	SE2	SP2	SE3	SP3	TSP
<b>28</b>	Hoevenaars, NLD / Vervisch, BEL								<b>theoretical besttime: 1:27.769</b>								
1	2:12.466	1:14.104	99	33.192	146	25.170	170	146	8	<b>1:27.804</b>	<b>44.697</b>	<b>133</b>	21.972	241	21.135	190	241
2	1:36.247	50.551	126	23.753	225	21.943	188	225	9	1:34.447	49.336	126	23.374	240	21.737	189	240
3	1:29.935	45.393	136	22.262	241	22.280	<b>191</b>	241	10	1:29.405	44.856	135	22.168	242	22.381	188	242
4	1:28.127	44.930	136	22.044	<b>242</b>	21.153	188	<b>242</b>	11	1:28.397	44.990	131	22.159	240	21.248	190	240
5	1:28.184	44.879	134	<b>21.965</b>	241	21.340	190	241	12	1:28.449	44.926	135	22.138	241	21.385	191	241
6	1:31.085	47.771	135	22.149	241	21.165	190	241	13	1:28.530	44.813	137	22.091	241	21.626	190	241
7	1:28.026	44.898	133	22.021	241	<b>21.107</b>	189	241									

<b>29</b>	De Phillippi, USA / Mies, DEU								<b>theoretical besttime: 1:27.657</b>								
1	2:15.102	1:16.023	97	34.653	186	24.426	175	186	8	<b>1:27.743</b>	<b>44.533</b>	<b>132</b>	<b>21.951</b>	<b>242</b>	21.259	190	242
2	1:38.623	51.180	126	24.515	186	22.928	190	186	9	1:27.907	44.757	135	21.977	241	<b>21.173</b>	<b>190</b>	241
3	1:29.025	45.164	133	22.329	242	21.532	191	242	10	1:31.225	46.524	130	22.735	242	21.966	192	242
4	1:28.808	44.732	135	22.071	242	22.005	191	242	11	1:28.280	44.878	132	22.163	241	21.239	191	241
5	1:28.556	44.808	135	22.236	242	21.512	189	242	12	1:29.855	44.645	135	23.221	241	21.989	190	241
6	1:27.931	44.695	133	21.978	<b>242</b>	21.258	191	<b>242</b>	13	1:34.156	44.879	134	22.112	240	27.165	59	240
7	1:27.941	44.679	131	21.991	242	21.271	191	242									

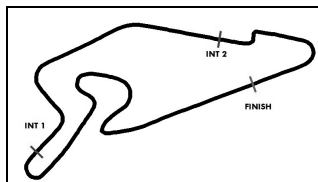
<b>32</b>	Zonzini, SMR / Spengler, DEU								<b>theoretical besttime: 1:28.662</b>								
1	3:17.141	2:15.975	106	30.142	192	31.024	57	192	7	1:29.503	45.247	134	22.507	243	21.749	190	243
2	4:11.137	3:21.478	123	24.477	213	25.182	189	213	8	1:29.313	45.637	137	22.162	243	<b>21.514</b>	<b>191</b>	243
3	1:34.771	48.399	131	22.685	232	23.687	189	232	9	<b>1:29.125</b>	45.393	129	22.204	243	21.528	191	243
4	1:29.225	45.445	134	<b>22.082</b>	<b>243</b>	21.698	191	<b>243</b>	10	1:42.370	57.538	132	22.419	243	22.413	192	243
5	1:30.071	<b>45.066</b>	129	22.379	242	22.626	189	242	11	1:37.982	45.761	130	22.179	243	30.042	54	243
6	1:34.893	50.104	129	23.065	243	21.724	190	243									

<b>33</b>	Busch, DEU / Haase, DEU								<b>theoretical besttime: 1:28.786</b>								
1	1:52.541	1:02.959	123	26.206	206	23.376	183	206	5	1:29.811	45.482	132	22.324	237	22.005	188	237
2	1:36.166	47.727	115	25.126	231	23.313	180	231	6	<b>1:28.846</b>	<b>45.086</b>	<b>133</b>	<b>22.251</b>	<b>238</b>	21.509	187	<b>238</b>
3	1:30.802	46.138	<b>133</b>	22.799	237	21.865	187	237	7	1:29.083	45.290	132	22.344	238	<b>21.449</b>	<b>187</b>	238
4	1:30.877	45.990	133	22.904	201	21.983	187	201	8	1:38.377	45.437	132	22.539	237	30.401	56	237

<b>34</b>	Tutumlu Lopez, ESP / van der Linde, ZAF								<b>theoretical besttime: 1:29.083</b>								
1	1:55.086	1:04.694	118	25.886	212	24.506	180	212	7	1:37.175	45.614	129	24.436	231	27.125	59	231
2	1:38.236	49.425	127	24.497	194	24.314	186	194	8	3:21.447	2:33.503	133	25.007	168	22.937	186	168
3	1:31.091	46.608	135	22.756	237	21.727	187	237	9	<b>1:29.099</b>	<b>45.352</b>	<b>133</b>	<b>22.328</b>	<b>237</b>	21.419	187	237
4	1:30.641	45.945	117	23.168	238	21.528	188	238	10	1:29.541	45.441	135	22.383	237	21.717	187	237
5	1:29.795	45.414	<b>135</b>	22.415	<b>239</b>	21.966	<b>188</b>	<b>239</b>	11	1:29.554	45.471	133	22.519	237	21.564	188	237
6	1:29.256	45.423	133	22.430	238	<b>21.403</b>	188	238	12	1:29.670	45.430	129	22.503	237	21.737	188	237

<b>35</b>	Scholze, DEU / Wendlinger, AUT								<b>theoretical besttime: 1:28.478</b>								
1	2:15.898	1:19.292	106	30.231	171	26.375	162	171	7	3:42.133	2:57.768	136	22.660	244	21.705	195	244
2	1:38.793	51.405	128	24.288	197	23.100	194	197	8	1:31.424	45.637	136	23.744	229	22.043	195	229
3	1:29.155	45.252	<b>137</b>	22.241	<b>247</b>	21.662	195	<b>247</b>	9	1:29.400	45.531	136	22.256	245	21.613	195	245
4	<b>1:28.620</b>	<b>44.973</b>	137	<b>22.127</b>	247	21.520	<b>196</b>	247	10	1:29.804	45.771	136	22.367	244	21.666	195	244
5	1:48.872	1:04.623	133	22.871	244	<b>21.378</b>	196	244	11	1:38.591	45.744	135	22.588	243	30.259	56	243
6	1:38.159	45.450	135	22.299	244	30.410	56	244									

<b>36</b>	Dienst, DEU / Bachler, AUT								<b>theoretical besttime: 1:27.669</b>								
1	3:25.628	2:30.765	109	30.437	175	24.426	187	175	7	1:33.738	<b>44.660</b>	<b>136</b>	21.838	243	27.240	57	243
2	1:36.579	48.537	132	25.069	180	22.973	192	180	8	2:30.381	1:47.186	136	21.941	242	21.254	195	242
3	1:29.227	45.616	135	22.241	242	21.370	<b>196</b>	242	9	1:27.880	44.685	136	21.951	243	21.244	194	243
4	1:28.293	44.920	<b>138</b>	21.966	<b>244</b>	21.407	195	<b>244</b>	10	1:27.963	44.839	137	21.920	242	21.204	194	242
5	1:27.863	44.748	138	<b>21.832</b>	243	21.283	194	243	11	1:33.906	45.063	135	22.326	240	26.517	57	240
6	<b>1:27.792</b>	44.728	138	21.887	244	<b>21.177</b>	193	244									



# ADAC GT Masters



## Sector List Qualifying 1

Provisional

Reg. Nr.: 238/2016

Saturday, August 06, 2016 9:05:00

Nürburgring, Length: 3629m

Air temperature: 16.3°C

Track temperature: 23°C

Weather condition: Dry

Lap	Time	SE1	SP1	SE2	SP2	SE3	SP3	TSP	Lap	Time	SE1	SP1	SE2	SP2	SE3	SP3	TSP
<b>44</b>	Ahlin-Kottulinsky, SWE / Bonanomi, ITA								<b>theoretical besttime: 1:29.276</b>								
1	3:38.762	2:34.666	2	37.137	142	26.959	152	142	6	1:37.523	47.060	133	22.955	240	27.508	59	240
2	1:46.704	55.108	94	25.806	203	25.790	184	203	7	2:36.199	1:50.346	134	23.858	224	21.995	190	224
3	1:34.238	47.004	129	23.120	239	24.117	190	239	8	1:29.661	45.492	131	22.659	240	<b>21.510</b>	<b>190</b>	240
3	1:33.251	47.584	132	23.649	229	22.018	<b>191</b>	229	9	1:29.753	45.461	132	22.606	239	21.686	188	239
4	1:29.679	45.522	<b>134</b>	<b>22.417</b>	<b>240</b>	21.740	189	<b>240</b>	10	<b>1:29.632</b>	45.470	130	22.602	240	21.560	189	240
5	1:29.853	<b>45.349</b>	133	22.504	240	22.000	189	240									

<b>50</b>	Geipel, DEU / Frey, CHE								<b>theoretical besttime: 1:27.850</b>								
1	3:37.606	2:35.955	96	33.369	161	28.282	169	161	6	1:29.621	45.763	131	22.456	240	21.402	191	240
2	1:43.753	53.645	112	26.813	233	23.295	190	233	7	1:28.002	44.801	136	21.954	241	21.247	192	241
3	1:39.738	50.166	116	27.531	232	22.041	191	232	8	1:28.432	44.727	135	<b>21.909</b>	<b>243</b>	21.796	191	<b>243</b>
4	1:28.178	44.996	135	21.936	241	21.246	<b>192</b>	241	9	1:28.253	44.762	136	21.921	242	21.570	191	242
5	<b>1:27.943</b>	<b>44.702</b>	134	22.002	242	<b>21.239</b>	192	242	10	1:39.207	44.754	134	23.190	199	31.263	59	199

<b>55</b>	Pommer, DEU / Maassen, NLD								<b>theoretical besttime: 1:27.526</b>								
1	3:21.246	2:28.128	103	27.756	170	25.362	168	170	7	1:34.487	44.565	132	22.162	240	22.760	59	240
2	1:37.386	51.360	123	23.716	223	22.310	188	223	8	2:28.119	1:38.212	126	26.930	180	22.977	191	180
3	1:30.283	46.465	133	22.357	241	21.461	190	241	9	1:27.959	44.832	135	22.012	240	<b>21.115</b>	<b>190</b>	240
4	1:29.104	45.773	134	22.079	241	21.252	<b>191</b>	241	10	1:29.286	45.267	125	22.432	233	21.587	191	233
5	<b>1:27.694</b>	44.615	<b>135</b>	21.916	241	21.163	191	241	11	1:28.497	45.033	135	22.169	241	21.295	190	241
6	1:27.716	<b>44.544</b>	135	<b>21.867</b>	<b>242</b>	21.305	189	<b>242</b>	12	1:35.462	44.685	134	22.371	239	28.406	59	239

<b>63</b>	Ineichen, CHE / Engelhart, DEU								<b>theoretical besttime: 1:28.240</b>								
1	4:58.045	4:05.316	119	26.711	180	26.018	184	180	6	1:30.957	44.993	131	22.207	222	23.757	192	222
2	1:40.880	52.186	117	26.283	237	22.411	190	237	7	1:28.766	45.287	137	21.993	242	21.486	192	242
3	1:32.841	45.973	136	22.585	201	24.283	<b>193</b>	201	8	1:32.640	45.537	132	24.255	220	22.848	192	220
4	1:28.852	45.460	136	<b>21.969</b>	<b>242</b>	21.423	192	<b>242</b>	9	1:28.596	45.240	136	22.042	242	<b>21.314</b>	<b>192</b>	242
5	<b>1:28.524</b>	<b>44.957</b>	136	22.208	242	21.359	191	242	10	1:38.238	45.437	134	23.722	171	29.079	58	171

<b>66</b>	Gies, DEU / Lindholm, DEU								<b>theoretical besttime: 1:28.302</b>								
1	2:18.752	1:21.130	102	31.368	164	26.254	157	164	6	1:32.023	<b>44.878</b>	<b>126</b>	22.141	242	25.004	191	<b>242</b>
2	1:41.946	52.947	134	25.897	162	23.102	189	162	7	1:41.986	48.634	118	24.534	241	28.818	58	241
3	1:29.992	<b>45.434</b>	<b>135</b>	<b>22.420</b>	<b>241</b>	<b>22.138</b>	<b>190</b>	<b>241</b>	8	2:30.331	1:45.283	134	22.360	242	22.688	186	242
3	1:31.936	47.215	135	22.448	241	22.273	<b>193</b>	241	9	1:34.957	46.215	108	25.655	237	23.087	191	237
4	1:29.027	45.335	<b>135</b>	22.242	241	21.450	192	241	10	1:29.144	45.289	129	22.338	241	21.517	192	241
5	<b>1:28.512</b>	45.088	135	<b>22.031</b>	241	<b>21.393</b>	192	241	11	1:34.121	45.128	133	22.145	241	26.848	58	241

<b>69</b>	Assenheimer, DEU / Schwager, DEU								<b>theoretical besttime: 1:27.932</b>								
1	3:18.271	2:19.002	105	33.575	140	25.694	174	140	7	1:29.053	44.897	135	<b>21.903</b>	<b>243</b>	22.253	195	243
2	1:35.854	48.563	129	23.203	236	24.088	191	236	8	1:35.171	45.538	135	22.147	242	27.486	58	242
3	1:30.087	45.499	130	22.392	242	22.196	<b>195</b>	242	9	2:45.646	2:00.269	132	22.709	228	22.668	195	228
4	1:28.689	44.942	134	21.968	242	21.779	195	242	10	1:29.074	45.462	133	22.013	243	21.599	194	243
5	1:28.336	<b>44.759</b>	134	22.101	242	21.476	195	242	11	1:28.904	45.170	131	22.302	242	21.432	194	242
6	<b>1:28.282</b>	45.031	130	21.981	<b>243</b>	<b>21.270</b>	194	<b>243</b>	12	1:36.211	45.256	129	22.424	241	28.531	58	241

<b>77</b>	Gounon, FRA / Keilwitz, DEU								<b>theoretical besttime: 1:27.581</b>								
1	2:36.344	1:38.259	105	30.572	112	27.513	162	112	6	1:28.506	44.622	136	22.033	243	21.851	194	<b>243</b>
2	1:40.072	50.151	131	25.840	175	24.081	191	175	7	1:34.936	46.561	135	22.139	243	26.236	57	243
3	1:33.808	46.412	133	25.505	237	21.891	192	237	8	5:05.299	4:16.711	130	26.930	217	21.658	194	217
4	1:28.235	45.048	<b>137</b>	21.998	241	<b>21.189</b>	194	241	9	1:57.806	45.125	132	49.674	192	23.007	195	192
5	<b>1:27.671</b>	<b>44.574</b>	136	<b>21.818</b>	242	21.279	192	242	10	1:34.321	44.949	132	22.073	242	27.299	58	242

<b>99</b>	Renauer, DEU / Ragginger, AUT								<b>theoretical besttime: 1:27.181</b>								
1	7:25.139	6:37.149	118	24.508	241	23.482	190	241	5	<b>1:27.181</b>	<b>44.406</b>	<b>139</b>	<b>21.644</b>	<b>246</b>	<b>21.131</b>	<b>196</b>	<b>246</b>
2	1:34.303	49.588	133	22.872	242	21.843	196	242	6	1:33.104	44.710	135	21.797	244	26.597	55	244
3	1:28.953	45.431	137	22.026	245	21.496	<b>196</b>	245	7	4:50.256	4:01.371	135	22.251	242	26.634	54	242
4	1:27.562	44.571	139	21.798	243	21.193	196	243									