

Blancpain GT Series Sprint Cup

Result List Warm up

Provisional



Hungaroring, Length: 4381m
Air temperature: 24.38°C
Track temperature: 33.99°C
Weather condition: Dry

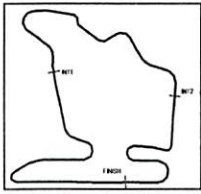
POSTED
at 10.05h.07m

Sunday, August 28, 2016 9:00:00

Stewards
Log N° 54

started : 32 classified : 32 not classified : 0

Nr.	Drivers	Team	Lap	Best Time	Gap	Diff	Kph	Day Time
Cl.	Car	Entrant						
1	84 M.Buhk/D.Baumann Mercedes-AMG GT3	AMG - Team HTP Motorsport HTP Motorsport	11	1:42.894			153.2	9:20:54
2	88 T.Vautier/F.Rosenqvist Mercedes-AMG GT3	AKKA ASP AKKA ASP	9	1:42.957	0.063	0.063	153.1	9:17:03
3	87 J.Beaubelique/M.Moullin-Traffort PAM Mercedes-AMG GT3	AKKA ASP AKKA ASP	11	1:43.075	0.181	0.118	153.0	9:21:44
4	86 B.Schneider/J.Szymkowiak Mercedes-AMG GT3	HTP Motorsport HTP Motorsport	8	1:43.156	0.262	0.081	152.8	9:15:44
5	74 F.Perera/M.Stockinger Audi R8 LMS	ISR ISR	3	1:43.211	0.317	0.055	152.8	9:06:16
6	1 F.Vervisch/L.Vanthoor Audi R8 LMS	Belgian Audi Club Team WRT Belgian Audi Club Team WRT	10	1:43.256	0.362	0.045	152.7	9:20:00
7	85 J.Jaafar/C.Schmid Mercedes-AMG GT3	HTP Motorsport HTP Motorsport	7	1:43.284	0.390	0.028	152.7	9:12:59
8	28 R.Rast/W.Stevens Audi R8 LMS	Belgian Audi Club Team WRT Belgian Audi Club Team WRT	10	1:43.369	0.475	0.085	152.5	9:19:42
9	33 E.Ide/C.Mies Audi R8 LMS	Belgian Audi Club Team WRT Team WRT	8	1:43.446	0.552	0.077	152.4	9:15:36
10	4 D.Vanthoor/R.Frijns Audi R8 LMS	Belgian Audi Club Team WRT Belgian Audi Club Team WRT	9	1:43.525	0.631	0.079	152.3	9:17:50
11	7 S.Kane/V.Abril Bentley Continental GT3	Bentley Team M-Sport Bentley Team M-Sport	5	1:43.783	0.889	0.258	151.9	9:11:36
12	101 P.Niederhauser/D.Zampieri Lamborghini Huracan GT3	Attempto Racing Attempto Racing	3	1:43.817	0.923	0.034	151.9	9:05:38
13	23 L.Ordonez/A.Buncombe Nissan GT-R Nismo GT3	Nissan GT Academy Team RJN Nissan GT Academy Team RJN	5	1:43.817	0.923		151.9	9:09:30
14	99 A.Sims/P.Eng BMW F13 M6 GT3	Rowe Racing Rowe Racing	9	1:43.867	0.973	0.050	151.8	9:18:13
15	25 R.Monti/E.Sandström Audi R8 LMS	Sainteloc Racing Sainteloc Junior Team	8	1:43.898	1.004	0.031	151.7	9:15:41
16	98 S.Dusseldorp/N.Catsburg BMW F13 M6 GT3	Rowe Racing Rowe Racing	11	1:43.907	1.013	0.009	151.7	9:21:36
17	63 N.Pohler/M.Bortolotti Lamborghini Huracan GT3	GRT Grasser Racing Team GRT Grasser Racing Team	9	1:43.918	1.024	0.011	151.7	9:17:16
18	58 R.Bell/A.Parente McLaren 650 S GT3	Garage 59 Garage 59	10	1:44.025	1.131	0.107	151.6	9:20:42
19	59 M.Plowman/C.Ledogar McLaren 650 S GT3	Garage 59 Garage 59	4	1:44.165	1.271	0.140	151.4	9:09:29
20	75 F.Stippler/F.Salaquarda Audi R8 LMS	ISR ISR	5	1:44.178	1.284	0.013	151.3	9:11:56
21	8 M.Soulet/A.Soucek Bentley Continental GT3	Bentley Team M-Sport Bentley Team M-Sport	2	1:44.226	1.332	0.048	151.3	9:12:27
22	2 S.Leonard/M.Meadows Silver Audi R8 LMS	Belgian Audi Club Team WRT Team WRT	6	1:44.238	1.344	0.012	151.3	9:12:16
23	11 M.Broniszewski/G.Piccini PAM Ferrari 488 GT3	Kessel Racing Kessel Racing	4	1:44.340	1.446	0.102	151.1	9:07:09
24	16 S.Rosina/M.Mapelli Lamborghini Huracan GT3	GRT Grasser Racing Team GRT Grasser Racing Team	8	1:44.499	1.605	0.159	150.9	9:15:24
25	26 M.Parsy/C.Haase Audi R8 LMS	Sainteloc Racing Sainteloc Junior Team	5	1:44.622	1.728	0.123	150.7	9:09:23
26	111 S.Earle/D.Perel AM Ferrari 488 GT3	Kessel Racing Kessel Racing	5	1:44.672	1.778	0.050	150.6	9:10:19



Blancpain GT Series Sprint Cup

Result List Warm up

Provisional



Hungaroring, Length: 4381m
Air temperature: 24.38°C
Track temperature: 33.99°C
Weather condition: Dry

Sunday, August 28, 2016 9:00:00

started : 32 classified : 32 not classified : 0

Nr. Drivers	Team	Lap	Best Time	Gap	Diff	Kph	Day Time
Cl. Car	Entrant						
27 3 R.Baptista/S.Jimenez Audi R8 LMS	Belgian Audi Club Team WRT Team WRT	10	1:44.678	1.784	0.006	150.6	9:19:08
28 5 N.Moller Madsen/A.Picariello Silver Audi R8 LMS	Phoenix Racing Phoenix Racing	4	1:44.704	1.810	0.026	150.6	9:07:33
29 19 L.Stolz/M.Beretta Silver Lamborghini Huracan GT3	GRT Grasser Racing Team GRT Grasser Racing Team	11	1:44.727	1.833	0.023	150.5	9:20:40
30 22 R.Sanchez/S.Walkinshaw Silver Nissan GT-R Nismo GT3	Nissan GT Academy Team RJN Nissan GT Academy Team RJN	10	1:44.971	2.077	0.244	150.2	9:19:31
31 89 C.Bourret/J.Belloc PAM Mercedes-AMG GT3	AKKA ASP AKKA ASP	10	1:44.998	2.104	0.027	150.2	9:20:32
32 66 S.Parrow/C.Hook AM Ferrari 458 Italia GT3	Black Pearl Racing Rinaldi Racing	10	1:49.488	6.594	4.490	144.0	9:21:03

Did not start

55 C.Sdanewitsch/R.Mastronardi AM Ferrari 458 Italia GT3	AF Corse AF Corse
100 J.Mul/M.Van Splunteren Silver Lamborghini Huracan GT3	Attempto Racing Attempto Racing

Alain ADAM
Race Director
RACB 1632

Subject to final scrutineering!

Publications Time:

Race Director:

Time Keeping:

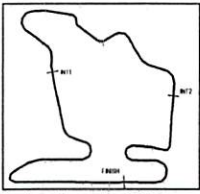
BLANCPAIN Timing

ver: 1.0

www.blancpain-gt-series.com

Page 2 / 2 printed: 28.8.2016 9:24





Blancpain GT Series Sprint Cup

Class Result List Warm up

Provisional



Hungaroring, Length: 4381m
Air temperature: 24.38°C
Track temperature: 33.99°C
Weather condition: Dry

Sunday, August 28, 2016 9:00:00

started : 32 classified : 32 not classified : 0

Nr. Drivers	Team	Lap	Best Time	Gap	Diff	Kph	Day Time
Car	Competitor						

CLASS: Silver Cup

Started: 4 Classified: 4

Not Classified: 0

1 2	S.Leonard/M.Meadows Audi R8 LMS	Belgian Audi Club Team WRT Team WRT	6	1:44.238			151.3	9:12:16
2 5	N.Moller Madsen/A.Picariello Audi R8 LMS	Phoenix Racing	4	1:44.704	0.466	0.466	150.6	9:07:33
3 19	L.Stolz/M.Beretta Lamborghini Huracan GT3	GRT Grasser Racing Team GRT Grasser Racing Team	11	1:44.727	0.489	0.023	150.5	9:20:40
4 22	R.Sanchez/S.Walkinshaw Nissan GT-R Nismo GT3	Nissan GT Academy Team RJN Nissan GT Academy Team RJN	10	1:44.971	0.733	0.244	150.2	9:19:31

Did not start

100	J.Mul/M.Van Splunteren Lamborghini Huracan GT3	Attempto Racing Attempto Racing
-----	---	------------------------------------

CLASS: AM Cup

Started: 2 Classified: 2

Not Classified: 0

1 111	S.Earle/D.Perel Ferrari 488 GT3	Kessel Racing Kessel Racing	5	1:44.672			150.6	9:10:19
2 66	S.Parrow/C.Hook Ferrari 458 Italia GT3	Black Pearl Racing Rinaldi Racing	10	1:49.488	4.816	4.816	144.0	9:21:03

Did not start

55	C.Sdanewitsch/R.Mastronardi Ferrari 458 Italia GT3	AF Corse AF Corse
----	---	----------------------

CLASS: Pro-AM Cup

Started: 3 Classified: 3

Not Classified: 0

1 87	J.Beubelique/M.Moullin-Traffort Mercedes-AMG GT3	AKKA ASP AKKA ASP	11	1:43.075			153.0	9:21:44
2 11	M.Broniszewski/G.Piccini Ferrari 488 GT3	Kessel Racing Kessel Racing	4	1:44.340	1.265	1.265	151.1	9:07:09
3 89	C.Bourret/J.Belloc Mercedes-AMG GT3	AKKA ASP AKKA ASP	10	1:44.998	1.923	0.658	150.2	9:20:32

Alain ADAM
Race Director
RACB 1632

Subject to final scrutineering

Publications Time:

Race Director:

Time Keeping:

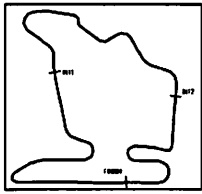
BLANCPAIN Timing

ver: 1.0

www.blancpain-gt-series.com

Page 1/ 1 printed: 28.8.2016 9:24





Blancpain GT Series Sprint Cup

Sector List Warm up

Provisional

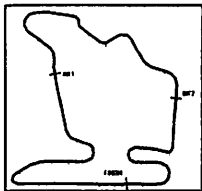


Hungaroring, Length: 4381m
Air temperature: 24.38°C
Track temperature: 33.99°C
Weather condition: Dry

Sunday, August 28, 2016 9:00:00

Lap	Time	SE1	SP1	SE2	SP2	SE3	SP3	TSP	Lap	Time	SE1	SP1	SE2	SP2	SE3	SP3	TSP
1 Vervisch, BEL / Vanthoor, BEL									theoretical besttime: 1:43.228								
1	3:22.077	2:14.068	222	38.643	175	29.366	188		7	2:31.002	1:23.918	221	38.248	178	28.836	188	
2	1:44.428	36.850	225	38.496	176	29.082	188	232	8	1:43.525	36.852	221	37.878	179	28.795	189	232
3	1:44.187	36.909	225	38.224	176	29.054	187	232	9	1:46.013	36.829	222	40.150	179	29.034	188	233
4	1:44.197	36.760	225	38.378	174	29.059	188	232	10	1:43.256	36.733	220	37.738	180	28.785	189	232
5	1:48.788	36.910	225	38.613	171	33.265	187	233	11	1:49.909	36.705	222	40.045	178	33.159	49	232
6	1:51.767	37.331	214	40.108	169	34.328	47	231									
2 Leonard, GBR / Meadows, GBR									theoretical besttime: 1:43.987								
1	2:34.849	1:23.621	199	40.081	175	31.147	188		6	1:44.238	37.159	223	37.980	176	29.099	188	231
2	1:45.878	37.537	218	39.103	177	29.238	189	233	7	1:48.333	37.396	224	39.109	175	31.828	186	232
3	1:45.565	37.402	221	38.887	176	29.276	187	233	8	1:44.611	36.980	225	38.604	172	29.027	188	230
4	1:52.522	37.274	219	39.417	140	35.831	48	233	9	1:47.972	37.073	222	38.246	177	32.653	48	232
5	2:32.483	1:24.371	217	39.001	175	29.111	188		10	2:34.541	1:26.579	208	38.859	176	29.103	186	
3 Baptista, BRA / Jimenez, BRA									theoretical besttime: 1:44.143								
1	2:24.924	1:13.817	195	41.504	171	29.603	188		7	1:45.155	37.244	222	38.542	175	29.369	188	232
2	1:45.205	37.356	215	38.845	177	29.004	189	233	8	1:50.574	42.738	221	38.520	177	29.316	188	233
3	1:44.903	37.210	220	38.618	178	29.075	189	233	9	1:44.842	37.083	222	38.390	177	29.369	188	233
4	1:44.721	37.313	220	38.546	179	28.862	190	232	10	1:44.678	37.018	222	38.418	176	29.242	188	233
5	1:49.225	37.469	216	38.638	177	33.118	48	233	11	1:50.800	37.077	223	38.263	177	35.460	48	233
6	2:33.454	1:24.845	217	39.347	173	29.262	188										
4 Vanthoor, BEL / Frijns, NLD									theoretical besttime: 1:43.491								
1	2:34.432	1:24.000	201	40.038	175	30.394	186		7	1:43.652	36.937	223	37.914	180	28.801	188	232
2	1:45.582	37.110	201	38.873	179	29.599	188	232	8	1:43.730	36.856	224	37.989	177	28.885	187	232
3	1:45.926	37.397	222	38.953	171	29.576	187	234	9	1:43.525	36.819	224	37.871	177	28.835	187	232
4	1:45.973	38.910	222	38.200	177	28.863	190	175	10	1:45.930	37.417	222	38.833	177	29.680	187	232
5	1:48.543	36.953	223	38.802	175	32.788	48	234	11	1:48.516	36.889	224	38.084	178	33.543	48	231
6	2:57.814	1:50.460	219	38.490	172	28.864	186										
5 Moller Madsen, DNK / Picariello, BEL									theoretical besttime: 1:44.472								
1	2:12.416	1:02.228	190	40.419	174	29.769	186		4	1:44.704	36.981	223	38.530	176	29.193	188	232
2	1:45.154	37.436	221	38.404	172	29.314	188	233	5	1:44.737	36.875	223	38.548	173	29.314	188	233
3	1:49.865	37.143	223	39.248	177	33.474	187	233	6	1:48.729	37.181	220	38.755	176	32.793	48	232
7 Kane, GBR / Abril, FRA									theoretical besttime: 1:43.732								
1	2:56.159	1:43.268	215	39.852	177	33.039	192		6	1:44.022	36.717	226	38.135	179	29.170	191	237
2	1:45.377	37.034	222	38.849	180	29.494	191	238	7	1:44.024	36.762	226	38.276	181	28.986	191	236
3	1:51.928	36.829	223	38.330	179	36.769	48	237	8	1:53.484	37.673	192	43.510	170	32.301	191	237
4	3:18.053	2:10.695	222	38.237	181	29.121	190		9	1:52.176	36.902	225	38.250	178	37.024	44	236
5	1:43.783	36.768	225	38.061	180	28.954	192	236									
8 Soulet, BEL / Soucek, ESP									theoretical besttime: 1:43.887								
1	10:42.013	9:32.320	216	38.803	177	30.890	192		4	2:36.310	1:28.618	219	38.587	181	29.105	190	
2	1:44.226	37.024	222	37.964	180	29.238	190	235	5	1:44.954	37.237	223	38.591	181	29.126	190	235
3	1:48.882	36.818	225	38.772	175	33.292	49	236	6	1:44.494	37.009	226	38.257	180	29.228	190	236
11 Broniszewski, POL / Piccini, ITA									theoretical besttime: 1:44.239								
1	1:53.400	43.544	198	40.511	175	29.345	189		6	4:05.848	2:55.580	219	38.959	175	31.309	190	
2	1:45.490	37.451	216	38.900	176	29.139	190	233	7	1:44.726	37.016	221	38.813	177	28.897	190	234
3	1:44.973	37.249	222	38.639	178	29.085	189	235	8	1:44.740	36.865	220	38.539	176	29.336	189	235
4	1:44.340	36.896	220	38.477	177	28.967	191	234	9	1:50.529	37.080	220	39.607	174	33.842	48	235
5	1:51.847	37.353	202	39.741	175	34.753	49	234									





Blancpain GT Series Sprint Cup

Sector List Warm up

Provisional



Hungaroring, Length: 4381m

Air temperature: 24.38°C

Track temperature: 33.99°C

Weather condition: Dry

Sunday, August 28, 2016 9:00:00

Lap	Time	SE1	SP1	SE2	SP2	SE3	SP3	TSP	Lap	Time	SE1	SP1	SE2	SP2	SE3	SP3	TSP
16 Rosina, SVK / Mapelli, ITA									theoretical besttime: 1:44.236								
1	1:57.215	44.594	201	42.479	173	30.142	185		7	1:45.666	37.157	222	39.423	173	29.086	188	234
2	1:46.314	37.448	213	39.619	175	29.247	190	233	8	1:44.499	36.855	224	38.634	175	29.010	189	235
3	1:45.840	37.125	220	39.527	175	29.188	191	236	9	1:44.499	36.832	222	38.706	177	28.961	191	235
4	1:46.756	38.498	220	39.111	176	29.147	190	235	10	1:44.654	36.795	223	38.767	176	29.092	190	236
5	1:49.461	36.889	217	38.906	175	33.666	49	236	11	1:44.530	36.882	222	38.480	175	29.168	191	237
6	2:47.744	1:38.416	204	40.112	175	29.216	188										

Lap	Time	SE1	SP1	SE2	SP2	SE3	SP3	TSP	Lap	Time	SE1	SP1	SE2	SP2	SE3	SP3	TSP
19 Stolz, DEU / Beretta, ITA									theoretical besttime: 1:44.638								
1	2:11.608	1:00.369	203	40.808	174	30.431	188		7	1:45.055	37.148	224	38.674	179	29.233	189	237
2	1:45.521	37.116	224	39.116	174	29.289	190	236	8	1:49.460	37.180	225	38.987	178	33.293	49	237
3	1:45.516	37.184	225	39.228	179	29.104	190	237	9	2:37.341	1:26.144	202	42.159	175	29.038	192	
4	1:45.045	37.135	223	38.722	179	29.188	190	237	10	1:44.855	36.966	225	38.649	177	29.240	190	237
5	1:45.010	37.005	224	38.655	175	29.350	189	237	11	1:44.727	37.038	224	38.634	177	29.055	191	238
6	1:45.198	37.094	227	38.748	178	29.356	189	236									


Lap	Time	SE1	SP1	SE2	SP2	SE3	SP3	TSP	Lap	Time	SE1	SP1	SE2	SP2	SE3	SP3	TSP
22 Sanchez, MEX / Walkinshaw, GBR									theoretical besttime: 1:44.737								
1	2:27.278	1:13.291	209	41.850	148	32.137	192		7	2:47.122	1:38.288	222	39.004	169	29.830	192	
2	1:51.919	39.972	214	40.107	177	31.840	193	237	8	1:45.944	37.256	224	38.782	174	29.906	191	238
3	1:45.931	37.211	225	39.048	178	29.672	192	238	9	1:45.384	37.138	224	38.886	178	29.360	191	237
4	1:45.853	37.098	225	39.269	180	29.486	194	238	10	1:44.971	37.177	220	38.644	176	29.150	192	238
5	1:45.657	37.286	224	39.053	179	29.318	194	241	11	1:47.131	36.976	225	41.038	179	29.117	194	238
6	1:50.280	36.991	227	39.111	180	34.178	49	239									

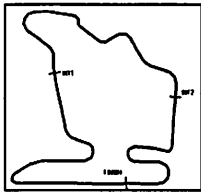
Lap	Time	SE1	SP1	SE2	SP2	SE3	SP3	TSP	Lap	Time	SE1	SP1	SE2	SP2	SE3	SP3	TSP
23 Ordonez, ESP / Buncombe, GBR									theoretical besttime: 1:43.755								
1	2:26.833	1:10.316	174	43.530	173	32.987	192		7	1:51.457	38.518	144	39.826	177	33.113	49	239
2	1:50.005	39.666	203	40.220	177	30.119	194	235	8	3:05.427	1:49.904	213	42.031	141	33.492	196	
3	1:44.474	36.866	226	38.546	179	29.062	195	240	9	1:44.088	36.651	227	38.172	180	29.265	190	240
4	1:44.234	36.610	224	38.552	180	29.072	194	240	10	1:44.057	36.618	227	38.259	180	29.180	189	238
5	1:43.817	36.525	226	38.234	178	29.058	193	240	11	1:54.619	36.680	230	39.421	143	38.518	49	238
6	1:44.350	36.652	227	38.585	177	29.113	194	240									

Lap	Time	SE1	SP1	SE2	SP2	SE3	SP3	TSP	Lap	Time	SE1	SP1	SE2	SP2	SE3	SP3	TSP
25 Monti, FRA / Sandström, SWE									theoretical besttime: 1:43.715								
1	2:23.353	1:05.625	192	42.276	171	35.452	48		6	1:48.378	36.903	220	38.199	179	33.276	187	231
2	2:45.803	1:37.552	212	39.227	177	29.024	188		7	1:46.934	37.466	219	38.669	174	30.799	186	231
3	1:44.559	37.127	219	38.624	177	28.808	187	231	8	1:43.898	36.747	220	38.347	179	28.804	187	230
4	1:44.114	36.874	220	38.281	178	28.959	187	232	9	1:50.244	36.957	218	38.193	180	35.094	48	231
5	1:43.906	36.718	220	38.233	179	28.955	187	231									

Lap	Time	SE1	SP1	SE2	SP2	SE3	SP3	TSP	Lap	Time	SE1	SP1	SE2	SP2	SE3	SP3	TSP
26 Parisy, FRA / Haase, DEU									theoretical besttime: 1:44.400								
1	2:21.151	1:08.987	191	42.121	163	30.043	185		6	1:50.243	37.006	223	39.297	173	33.940	49	231
2	1:46.556	37.710	214	39.325	172	29.521	187	230	7	4:03.502	2:50.918	214	39.177	177	33.407	187	
3	1:44.839	37.127	219	38.564	173	29.148	187	232	8	1:45.392	37.104	218	38.872	154	29.416	187	231
4	1:45.790	36.979	223	39.057	148	29.754	187	230	9	1:48.741	37.378	212	41.409	176	29.954	189	231
5	1:44.622	37.201	222	38.412	176	29.009	186	231	10	1:44.854	36.998	219	38.664	176	29.192	187	232

Lap	Time	SE1	SP1	SE2	SP2	SE3	SP3	TSP	Lap	Time	SE1	SP1	SE2	SP2	SE3	SP3	TSP
28 Rast, DEU / Stevens, GBR									theoretical besttime: 1:43.168								
1	2:49.863	1:32.099	166	42.193	168	35.571	185		7	1:43.570	36.931	220	37.934	179	28.705	189	233
2	1:47.200	37.942	189	39.489	175	29.769	189	231	8	1:43.500	36.933	221	37.869	179	28.698	189	233
3	1:44.544	36.934	222	38.736	176	28.874	189	233	9	1:45.258	36.843	224	38.963	180	29.452	189	232
4	1:43.711	36.891	221	38.030	179	28.790	188	232	10	1:43.369	36.730	222	37.854	180	28.785	187	232
5	1:47.316	36.683	223	38.049	178	32.584	48	232	11	1:43.507	36.784	223	37.787	180	28.936	189	232
6	2:53.278	1:44.222	205	39.990	176	29.066	190										





Blancpain GT Series Sprint Cup

Sector List Warm up

Provisional



Hungaroring, Length: 4381m
Air temperature: 24.38°C
Track temperature: 33.99°C
Weather condition: Dry

Sunday, August 28, 2016 9:00:00

Lap	Time	SE1	SP1	SE2	SP2	SE3	SP3	TSP	Lap	Time	SE1	SP1	SE2	SP2	SE3	SP3	TSP
33 Ide, BEL / Mies, DEU									theoretical besttime: 1:43.239								
1	2:31.414	1:16.550	207	42.152	168	32.712	187		7	2:28.843	1:21.652	220	38.458	180	28.733	189	
2	1:46.978	38.703	220	38.781	177	29.494	187	232	8	1:43.446	36.773	224	37.967	178	28.706	190	233
3	1:45.031	37.203	223	38.503	176	29.325	188	233	9	1:44.599	36.806	212	38.776	176	29.017	189	233
4	1:46.610	37.096	223	39.067	176	30.447	190	233	10	1:43.854	36.600	225	38.189	180	29.065	188	232
5	1:44.639	36.910	222	38.685	176	29.044	189	234	11	1:43.563	36.829	225	37.933	180	28.801	190	232
6	1:48.822	37.025	223	38.850	177	32.947	49	232									

Lap	Time	SE1	SP1	SE2	SP2	SE3	SP3	TSP	Lap	Time	SE1	SP1	SE2	SP2	SE3	SP3	TSP
58 Bell, GBR / Parente, PRT									theoretical besttime: 1:44.020								
1	3:36.560	2:20.825	169	42.523	167	33.212	190		6	1:44.470	36.924	222	38.505	178	29.041	189	237
2	1:54.867	41.556	208	41.691	152	31.620	192	229	7	1:44.424	36.906	222	38.489	180	29.029	189	235
3	1:48.369	38.725	210	39.611	176	30.033	191	235	8	1:48.595	36.928	220	38.359	176	33.308	49	233
4	1:51.843	37.126	221	42.457	174	32.260	156	236	9	2:34.269	1:24.782	216	39.074	179	30.413	189	
5	1:54.205	43.460	197	39.956	175	30.789	192	190	10	1:44.025	36.850	223	38.364	180	28.811	189	234

Lap	Time	SE1	SP1	SE2	SP2	SE3	SP3	TSP	Lap	Time	SE1	SP1	SE2	SP2	SE3	SP3	TSP
59 Plowman, GBR / Ledogar, FRA									theoretical besttime: 1:43.956								
1	4:15.802	2:59.643	219	39.490	175	36.669	191		6	2:49.296	1:41.793	225	38.653	177	28.850	190	
2	1:44.345	36.998	223	38.386	178	28.961	190	235	7	1:47.762	36.819	224	38.540	167	32.403	191	234
3	1:44.232	36.903	222	38.427	175	28.902	192	233	8	1:47.566	37.001	223	38.772	177	31.793	50	233
4	1:44.165	36.859	223	38.287	175	29.019	188	234	9	2:48.300	1:40.065	211	38.934	165	29.301	190	
5	1:47.865	36.939	224	38.356	174	32.570	48	233									


Lap	Time	SE1	SP1	SE2	SP2	SE3	SP3	TSP	Lap	Time	SE1	SP1	SE2	SP2	SE3	SP3	TSP
63 Pohler, DEU / Bortolotti, ITA									theoretical besttime: 1:43.755								
1	2:14.106	1:00.748	183	41.818	139	31.540	191		7	2:36.778	1:27.648	198	40.028	177	29.102	189	
2	1:44.951	37.146	224	38.563	177	29.242	192	237	8	1:44.439	36.898	225	38.718	177	28.823	191	236
3	1:45.758	37.174	222	38.777	178	29.807	192	238	9	1:43.918	36.754	223	38.284	177	28.880	192	235
4	1:44.546	36.945	224	38.514	179	29.087	191	237	10	1:47.788	36.667	224	38.273	178	32.848	189	236
5	1:50.923	43.138	224	38.588	177	29.197	189	237	11	1:44.106	36.811	225	38.265	177	29.030	190	235
6	1:49.751	37.362	216	39.224	178	33.165	48	236									

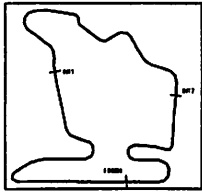
Lap	Time	SE1	SP1	SE2	SP2	SE3	SP3	TSP	Lap	Time	SE1	SP1	SE2	SP2	SE3	SP3	TSP
66 Parrow, AUT / Hook, DEU									theoretical besttime: 1:48.213								
1	2:35.855	1:14.318	164	46.175	168	35.362	178		6	3:31.034	2:16.508	206	43.432	173	31.094	189	
2	1:56.282	39.575	199	44.726	157	31.981	181	230	7	1:52.201	38.526	222	43.445	172	30.230	189	235
3	1:53.413	38.978	205	43.439	170	30.996	186	227	8	1:49.713	38.241	221	40.616	175	30.856	189	235
4	1:50.529	38.544	203	41.494	175	30.491	185	235	9	1:49.678	37.938	218	40.045	174	31.695	189	236
5	1:54.749	38.017	201	41.323	173	35.409	48	234	10	1:49.488	39.050	216	40.061	176	30.377	190	235

Lap	Time	SE1	SP1	SE2	SP2	SE3	SP3	TSP	Lap	Time	SE1	SP1	SE2	SP2	SE3	SP3	TSP
74 Perera, FRA / Stockinger, PHI									theoretical besttime: 1:43.165								
1	2:48.633	1:37.996	215	40.109	172	30.528	189		6	1:47.747	36.642	226	38.179	177	32.926	48	233
2	1:43.649	36.792	225	37.971	179	28.886	188	233	7	3:06.682	1:56.518	197	40.398	177	29.766	188	
3	1:43.211	36.688	225	37.840	178	28.683	189	235	8	1:44.906	37.255	215	38.697	174	28.954	189	232
4	1:49.831	36.704	225	39.476	173	33.651	48	234	9	1:44.017	36.989	221	38.209	180	28.819	189	233
5	2:59.525	1:51.771	216	38.738	175	29.016	189		10	1:43.835	36.852	220	38.200	179	28.783	189	233

Lap	Time	SE1	SP1	SE2	SP2	SE3	SP3	TSP	Lap	Time	SE1	SP1	SE2	SP2	SE3	SP3	TSP
75 Stippler, DEU / Salaquarda, CZE									theoretical besttime: 1:44.003								
1	2:59.071	1:48.414	194	40.793	167	29.864	188		6	1:44.497	36.763	224	38.522	177	29.212	189	233
2	1:45.026	37.121	224	38.891	179	29.014	190	232	7	1:48.200	36.970	225	38.450	177	32.780	48	233
3	1:52.192	36.670	224	39.042	152	36.480	48	234	8	3:05.988	1:58.156	211	38.653	179	29.179	185	
4	3:35.317	2:27.849	222	38.482	175	28.986	190		9	1:44.779	37.154	219	38.573	179	29.052	188	231
5	1:44.178	36.799	225	38.347	179	29.032	189	233									

Lap	Time	SE1	SP1	SE2	SP2	SE3	SP3	TSP	Lap	Time	SE1	SP1	SE2	SP2	SE3	SP3	TSP
84 Buhk, DEU / Baumann, AUT									theoretical besttime: 1:42.894								
1	2:31.867	1:19.982	177	41.164	177	30.721	188		7	2:34.939	1:26.864	218	38.886	172	29.189	192	
2	1:45.901	37.060	221	39.043	176	29.798	190	233	8	1:43.585	36.772	224	37.922	180	28.891	190	234
3	1:44.799	37.113	225	38.766	177	28.920	191	234	9	1:47.707	37.011	221	38.517	170	32.179	191	234
4	1:46.318	36.749	225	38.356	177	31.213	193	235	10	1:44.488	36.783	224	38.770	179	28.935	192	234
5	1:43.321	36.625	224	37.960	181	28.736	192	235	11	1:42.894	36.609	225	37.606	180	28.679	191	235
6	1:47.973	36.746	224	38.148	179	33.079	48	234									





Blancpain GT Series Sprint Cup

Sector List Warm up

Provisional



Hungaroring, Length: 4381m
Air temperature: 24.38°C
Track temperature: 33.99°C
Weather condition: Dry

Sunday, August 28, 2016 9:00:00

Lap	Time	SE1	SP1	SE2	SP2	SE3	SP3	TSP	Lap	Time	SE1	SP1	SE2	SP2	SE3	SP3	TSP
85 Jaafar, MYS / Schmid, AUT									theoretical besttime: 1:43.109								
1	2:30.738	1:14.371	193	43.676	173	32.691	189		7	1:43.284	36.686	224	37.616	178	28.982	190	233
2	1:46.643	37.349	223	39.587	176	29.707	191	231	8	1:47.331	36.832	225	37.803	179	32.696	48	232
3	1:44.774	37.074	224	38.530	176	29.170	191	234	9	2:43.814	1:36.025	213	38.641	179	29.148	190	
4	1:44.047	36.678	225	38.318	176	29.051	191	234	10	1:44.078	36.890	221	38.191	179	28.997	190	233
5	1:43.723	36.809	225	38.099	177	28.815	191	234	11	1:45.318	37.002	220	37.980	177	30.336	190	235
6	1:45.271	36.728	225	38.460	174	30.083	191	234									

86 Schneider, DEU / Szymkowiak, NLD									theoretical besttime: 1:43.025								
1	2:32.927	1:22.693	203	40.098	175	30.136	190		7	2:31.907	1:22.686	219	38.066	179	31.155	192	
2	1:46.628	37.596	221	38.854	177	30.178	189	235	8	1:43.156	36.793	224	37.647	178	28.716	191	235
3	1:45.981	37.271	219	39.014	178	29.696	189	234	9	1:43.394	36.662	224	37.937	180	28.795	191	235
4	1:48.882	37.092	221	39.959	152	31.831	190	234	10	1:45.122	36.783	222	38.539	176	29.800	192	236
5	1:43.747	36.669	225	38.091	178	28.987	188	234	11	2:01.250	36.789	220	38.629	154	45.832	48	235
6	1:50.381	36.700	225	38.349	179	35.332	49	234									

87 Beaubelique, FRA / Moullin-Traffort, FRA									theoretical besttime: 1:43.029								
1	2:32.624	1:18.091	186	42.699	172	31.834	187		7	1:53.963	37.329	221	39.053	176	37.581	48	231
2	1:49.953	38.652	219	41.560	173	29.741	189	230	8	3:12.865	1:58.876	203	44.632	178	29.357	190	
3	1:47.185	37.437	220	39.325	156	30.423	189	231	9	1:43.805	36.923	223	38.150	182	28.732	191	232
4	1:45.864	37.588	218	38.997	174	29.279	191	231	10	1:43.444	36.849	221	37.950	181	28.645	191	233
5	1:45.360	37.385	221	38.910	177	29.065	189	233	11	1:43.075	36.738	225	37.646	183	28.691	192	233
6	1:45.391	37.390	219	38.865	178	29.136	190	231									

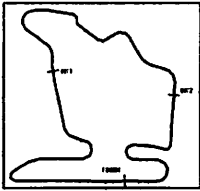
88 Vautier, FRA / Rosenqvist, SWE									theoretical besttime: 1:42.795								
1	2:17.753	1:06.609	215	39.790	175	31.354	190		7	2:33.845	1:25.510	217	39.640	176	28.695	191	
2	1:44.678	36.893	217	38.564	176	29.221	191	231	8	1:43.056	36.521	224	37.862	179	28.673	191	232
3	1:43.988	36.776	222	38.316	177	28.896	190	232	9	1:42.957	36.463	225	37.659	179	28.835	192	233
4	1:45.025	36.818	224	38.780	161	29.427	190	232	10	1:47.056	37.032	220	39.630	179	30.394	191	234
5	1:43.764	36.703	223	38.098	177	28.963	191	232	11	1:43.503	36.488	225	37.787	177	29.228	192	233
6	1:47.702	36.751	225	38.098	179	32.853	47	233									

89 Bourret, FRA / Belloc, FRA									theoretical besttime: 1:44.998								
1	2:53.168	1:36.475	174	44.896	167	31.797	184		6	1:55.245	39.515	191	43.762	167	31.968	185	228
2	1:49.333	38.387	210	40.244	170	30.702	186	227	7	1:52.542	38.391	213	41.344	164	32.807	182	227
3	1:50.813	38.608	175	40.780	160	31.425	184	229	8	1:59.945	39.124	164	43.396	148	37.425	47	226
4	1:49.000	38.406	214	40.563	169	30.031	188	227	9	2:47.581	1:38.489	211	39.575	173	29.517	188	
5	1:48.504	38.216	215	40.313	169	29.975	185	229	10	1:44.998	37.105	222	38.924	177	28.969	190	229

98 Dusseldorp, NLD / Catsburg, NLD									theoretical besttime: 1:43.779								
1	2:39.198	1:23.068	172	44.997	169	31.133	188		7	1:44.552	37.237	218	38.488	178	28.827	190	229
2	1:47.557	37.457	220	40.832	176	29.268	190	231	8	1:44.295	37.073	220	38.060	177	29.162	190	231
3	1:45.037	37.263	220	38.755	178	29.019	190	231	9	1:44.230	36.982	221	38.279	177	28.969	190	231
4	1:44.765	37.058	223	38.677	177	29.030	191	231	10	1:44.148	37.025	220	38.113	177	29.010	190	230
5	1:51.646	36.972	223	41.106	176	33.568	49	232	11	1:43.907	36.899	222	38.053	178	28.955	189	231
6	3:06.149	1:50.468	199	40.723	152	34.958	188										

99 Sims, GBR / Eng, AUT									theoretical besttime: 1:43.763								
1	3:13.908	2:00.193	206	40.083	173	33.632	189		7	2:42.792	1:34.632	213	38.775	177	29.385	187	
2	1:45.288	37.652	216	38.525	177	29.111	188	231	8	1:44.361	37.216	219	38.015	177	29.130	189	229
3	1:44.231	36.984	219	38.229	173	29.018	189	230	9	1:43.867	37.088	219	37.844	178	28.935	189	230
4	1:44.049	37.025	219	38.026	177	28.998	189	231	10	1:44.070	37.077	219	37.997	177	28.996	189	230
5	1:44.925	37.181	220	38.659	175	29.085	190	231	11	1:44.394	37.092	218	37.923	177	29.379	187	230
6	1:49.124	37.561	216	38.013	178	33.550	48	232									





Blancpain GT Series Sprint Cup

Sector List Warm up

Provisional



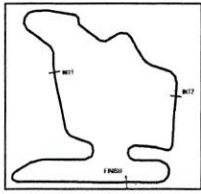
Hungaroring, Length: 4381m
 Air temperature: 24.38°C
 Track temperature: 33.99°C
 Weather condition: Dry

Sunday, August 28, 2016 9:00:00

Lap	Time	SE1	SP1	SE2	SP2	SE3	SP3	TSP	Lap	Time	SE1	SP1	SE2	SP2	SE3	SP3	TSP
101 Niederhauser, CHE / Zampieri, ITA									theoretical besttime: 1:43.669								
1	2:09.686	59.991	206	40.340	177	29.355	189		7	1:44.118	36.830	225	38.150	177	29.138	188	233
2	1:44.529	37.185	220	38.342	179	29.002	190	233	8	1:55.913	37.010	224	49.260	174	29.643	188	234
3	1:43.817	36.751	224	38.094	177	28.972	191	235	9	1:44.021	36.862	224	38.303	176	28.856	190	232
4	1:50.785	37.251	218	39.606	177	33.928	49	234	10	1:44.365	36.797	223	38.451	175	29.117	188	233
5	3:09.629	1:58.936	211	39.938	176	30.755	186		11	2:08.922	36.984	224	47.286	120	44.652	41	233
6	1:44.388	37.307	224	38.257	176	28.824	189	232									

Lap	Time	SE1	SP1	SE2	SP2	SE3	SP3	TSP	Lap	Time	SE1	SP1	SE2	SP2	SE3	SP3	TSP
111 Earle, USA / Perel, ZAF									theoretical besttime: 1:44.672								
1	1:58.573	43.079	197	44.655	168	30.839	187		6	1:51.675	37.183	223	38.807	175	35.685	49	236
2	1:50.105	38.183	213	41.651	174	30.271	189	235	7	3:01.547	1:50.389	200	41.334	171	29.824	189	
3	1:55.779	37.989	207	40.662	173	37.128	47	235	8	1:49.049	37.843	212	40.925	168	30.281	190	234
4	2:49.698	1:41.070	214	39.247	178	29.381	192		9	1:59.461	37.987	215	42.888	172	38.586	49	234
5	1:44.672	37.100	222	38.407	178	29.165	192	236	10								





Blancpain GT Series Sprint Cup

Top speed list Warm up

Provisional



Hungaroring, Length: 4381m
Air temperature: 24.38°C
Track temperature: 33.99°C
Weather condition: Dry

Sunday, August 28, 2016 9:00:00

#	Name (NAT)	Team	Car name	Speed	Lap	Race time
22	Riccardo Sanchez (MEX)	Nissan GT Academy Team RJN (GBR)	Nissan GT-R Nismo GT3	241.07	5	7:55.952
23	Lucas Ordóñez (ESP)	Nissan GT Academy Team RJN (GBR)	Nissan GT-R Nismo GT3	240.53	4	6:06.284
7	Steven Kane (GBR)	Bentley Team M-Sport (GBR)	Bentley Continental GT3	238.41	2	3:01.184
63	Nicolas Pohler (DEU)	GRT Grasser Racing Team (AUT)	Lamborghini Huracan GT3	238.41	3	4:04.080
19	Michele Beretta (ITA)	GRT Grasser Racing Team (AUT)	Lamborghini Huracan GT3	238.41	11	18:59.651
58	Rob Bell (GBR)	Garage 59 (GBR)	McLaren 650 S GT3	237.36	6	11:10.893
16	Stefan Rosina (SVK)	GRT Grasser Racing Team (AUT)	Lamborghini Huracan GT3	237.36	11	18:57.699
111	David Perel (ZAF)	Kessel Racing (CHE)	Ferrari 488 GT3	236.84	6	10:23.869
8	Andy Soucek (ESP)	Bentley Team M-Sport (GBR)	Bentley Continental GT3	236.84	3	12:31.294
66	Christian Hook (DEU)	Black Pearl Racing (DEU)	Ferrari 458 Italia GT3	236.32	9	17:28.851
86	Jules Szymkowiak (NLD)	HTP Motorsport (DEU)	Mercedes-AMG GT3	236.32	10	17:32.054
59	Martin Plowman (GBR)	Garage 59 (GBR)	McLaren 650 S GT3	235.80	2	4:20.865
84	Maximilian Buhk (DEU)	AMG - Team HTP Motorsport (DEU)	Mercedes-AMG GT3	235.80	4	6:07.634
11	Giacomo Piccini (ITA)	Kessel Racing (CHE)	Ferrari 488 GT3	235.29	3	3:43.961
101	Patric Niederhauser (CHE)	Attempto Racing (DEU)	Lamborghini Huracan GT3	235.29	3	3:59.295
74	Franck Perera (FRA)	ISR (CZE)	Audi R8 LMS	235.29	3	4:37.407
85	Jazeman Jaafar (MYS)	HTP Motorsport (DEU)	Mercedes-AMG GT3	235.29	11	19:18.770
4	Dries Vanthoor (BEL)	Belgian Audi Club Team WRT (BEL)	Audi R8 LMS	234.78	5	7:57.005
75	Frank Stippler (DEU)	ISR (CZE)	Audi R8 LMS	234.27	3	4:49.200
33	Enzo Ide (BEL)	Belgian Audi Club Team WRT (BEL)	Audi R8 LMS	234.27	5	7:55.134
88	Tristan Vautier (FRA)	AKKA ASP (FRA)	Mercedes-AMG GT3	234.27	10	17:07.835
5	Nicolaj Møller Madsen (DNK)	Phoenix Racing (DEU)	Audi R8 LMS	233.76	2	2:17.558
2	Michael Meadows (GBR)	Belgian Audi Club Team WRT (BEL)	Audi R8 LMS	233.76	2	2:39.979
28	Rene Rast (DEU)	Belgian Audi Club Team WRT (BEL)	Audi R8 LMS	233.76	3	4:42.174
3	Rodrigo Baptista (BRA)	Belgian Audi Club Team WRT (BEL)	Audi R8 LMS	233.76	5	7:44.858
87	Morgan Moullin-Traffort (FRA)	AKKA ASP (FRA)	Mercedes-AMG GT3	233.76	10	18:22.092
1	Frederic Verwilt (BEL)	Belgian Audi Club Team WRT (BEL)	Audi R8 LMS	233.26	5	8:40.018
98	Stef Dusseldorp (NLD)	Rowe Racing (DEU)	BMW F13 M6 GT3	232.75	5	8:01.655
26	Christopher Haase (DEU)	Sainteloc Racing (FRA)	Audi R8 LMS	232.75	10	18:55.962
25	Romain Monti (FRA)	Sainteloc Racing (FRA)	Audi R8 LMS	232.25	4	6:58.863
99	Alexander Sims (GBR)	Rowe Racing (DEU)	BMW F13 M6 GT3	232.25	6	10:17.530
89	Christophe Bourret (FRA)	AKKA ASP (FRA)	Mercedes-AMG GT3	229.78	3	4:47.690