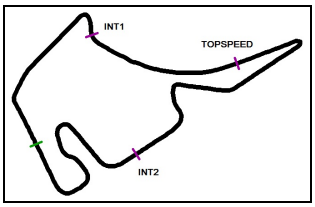

ADAC GT Masters

Result List Race 2

Provisional

Hockenheimring, Length: 4574m
Air temperature: 19.05°C
Track temperature: 24.83°C
Weather condition: Dry

DMSB Reg. Nr.: 289/16

Sunday, October 02, 2016 13:08:00

started : 25 classified : 22 not classified : 3

		Drivers	Team	Car	Laps	Total Time	Gap	Kph	Lap	Time	Kph
1	99	R.Renauer(DEU)/**M.Ragginger(AUT)**	Precote Herberth Motorsport(DEU)	Porsche 911 GT3 R	31	**1:32:54.103**		90.3	4	1:40.720	163.4
2	17	D.Jahn(DEU)/**K.Estre(FRA)**	KÜS TEAM75 Bernhard(DEU)	Porsche 911 GT3 R	31	**1:33:00.310**	6.207	90.2	4	1:40.704	163.5
3	21	N.Sylvest(DNK)(J)/**N.Rogivue(CHE)(J)**	AMG - Team Zakspeed(DEU)	Mercedes-AMG GT3	31	**1:33:00.812**	6.709	90.2	14	1:41.343	162.4
4	63	R.Ineichen(CHE)(T)/**C.Engelhart(DEU)**	GRT Grasser-Racing-Team(AUT)	Lamborghini Huracan GT3	31	**1:33:02.654**	8.551	90.2	4	1:40.395	164.0
5	36	M.Dienst(DEU)(J)/**C.Zanella(CHE)**	bigFM Racing Team Schütz Motorsport(I	Porsche 911 GT3 R	31	**1:33:03.349**	9.246	90.1	5	1:41.979	161.4
6	50	**P.Geipel(DEU)**/R.Frey(CHE)	YACO Racing(DEU)	Audi R8 LMS	31	**1:33:03.829**	9.726	90.2	18	1:41.747	161.8
7	69	P.Assenheimer(DEU)(J)/**D.Schwager(DEU)**	Callaway Competition(DEU)	Corvette C7 GT3	31	**1:33:04.635**	10.532	90.2	8	1:41.857	161.6
8	29	C.De Phillippi(USA)(J)/**C.Mies(DEU)**	Montaplast by Land-Motorsport(DEU)	Audi R8 LMS	31	**1:33:09.434**	15.331	90.1	5	1:41.897	161.5
9	7	J.Lee Pepper(ZAF)(J)/**D.Abt(DEU)**	Bentley Team Abt(DEU)	Bentley Continental GT3	31	**1:33:11.407**	17.304	90.1	5	1:41.983	161.4
10	13	R.Lips(CHE)(T)/**S.Barth(DEU)**	RWT - Racing team(DEU)	Corvette Z06.R GT3	31	**1:33:14.659**	20.556	90.0	2	1:41.920	161.5
11	5	M.Pommer(DEU)/**J.van Lagen(NLD)**	HB Racing WDS Bau(AUT)	Lamborghini Huracan GT3	31	**1:33:15.117**	21.014	90.1	4	1:41.948	161.5
12	1	S.Asch(DEU)/**L.Ludwig(DEU)**	AMG - Team Zakspeed(DEU)	Mercedes-AMG GT3	31	**1:33:15.284**	21.181	90.0	3	1:41.965	161.4
13	32	F.Spengler(DEU)/**E.Zonzini(SMR)(J)**	Bonaldi Motorsport S.r.L(ITA)	Lamborghini Huracan GT3	31	**1:33:15.851**	21.748	90.1	4	1:41.848	161.6
14	28	**C.Haase(DEU)**/S.Ortelli(MCO)	Montaplast by Land-Motorsport(DEU)	Audi R8 LMS	31	**1:33:16.125**	22.022	90.1	20	1:42.035	161.3
15	20	J.Krohn(FIN)/**M.Tomczyk(DEU)**	Schubert Motorsport(DEU)	BMW M6 GT3	31	**1:33:17.667**	23.564	90.0	5	1:41.646	161.9
16	8	**F.Hamprecht(DEU)(J)**/C.Jöns(DEU)	Bentley Team Abt(DEU)	Bentley Continental GT3	31	**1:33:17.968**	23.865	90.1	19	1:41.758	161.8
17	22	C.Frankenhout(NLD)/**M.Gassner(DEU)(J)**	MRS GT-Racing(DEU)	Nissan GT-R NISMO GT3	31	**1:33:19.031**	24.928	90.0	6	1:41.989	161.4
18	6	K.Snoeks(NLD)/**E.Erhart(DEU)**	HB Racing WDS Bau(AUT)	Lamborghini Huracan GT3	31	**1:33:19.991**	25.888	90.0	5	1:42.029	161.3
19	44	M.Ahlin-Kottulinsky(SWE)(J)/**P.Kaffer(DEU)**	Aust Motorsport(DEU)	Audi R8 LMS	31	**1:33:20.650**	26.547	89.9	3	1:41.836	161.6
20	31	M.Hackländer(DEU)/**L.Mauron(SUI)(J)**	Callaway Competition(DEU)	Corvette C7 GT3	31	**1:33:21.228**	27.125	90.0	4	1:41.964	161.4
21	34	M.Edelhoff(DEU)(J)/**M.Basseng(DEU)**	Car Collection Motorsport(DEU)	Audi R8 LMS	31	**1:33:26.022**	31.919	89.9	5	1:42.347	160.8
22	55	S.Feige(DEU)(T)/**B.Schothorst(NLD)**	Aust Motorsport(DEU)	Audi R8 LMS	31	**1:33:51.049**	56.946	89.5	3	1:41.732	161.8
Not classified											
	9	A.Weishaupt(DEU)(T)/**M.Holzer(DEU)**	Bentley Team Abt(DEU)	Bentley Continental GT3	20	**34:18.030**	11 LAP	160.6	19	1:41.443	162.3
	77	J.Gounon(FRA)(J)/**D.Keilwitz(DEU)**	Callaway Competition(DEU)	Corvette C7 GT3	20	**34:59.289**	11 LAP	157.0	6	1:40.510	163.8
	66	E.Lindholm(DEU)/A.Gies(DEU)	ADAC NSA Attempto Racing Team(DEU	Lamborghini Huracan GT3	1	**2:39.940**	30 LAP				

Fastest lap of the race. Car 63 driver Christian Engelhart on lap 4. Time 1:40.395, average speed 164.0 km/h.

Subject to final scrutineering!

Publications Time: Clerk of the course: Time Keeping:

CERTINA
SWISS WATCHES

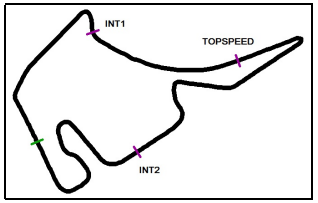

ADAC GT Masters

Lap Chart Race 2

Provisional

Hockenheimring, Length: 4574 m

Sunday 2.October 2016 13:08

LapCha	1	2	3	4	5	6	7	8	9	10	11	12	13	14	15	16	17	18	19	20	21	22	23	24	25	26	27	28	29	30	31	32	33	34	35	36	37	38	39	40	41	42	43	44	45
LAP 1	99	17	36	63	77	21	29	7	50	9	13	44	1	5	69	22	55	32	34	20	28	6	31	8	66																				
LAP 2	99	17	63	77	36	21	29	7	50	9	13	44	1	69	5	22	55	32	20	34	28	31	6	8																					
LAP 3	99	17	63	77	36	21	29	7	9	50	13	44	1	69	5	22	55	32	20	34	28	31	6	8																					
LAP 4	99	17	63	77	36	21	29	7	9	50	13	44	1	69	5	22	55	32	20	34	28	31	6	8																					
LAP 5	99	17	63	77	36	21	29	7	9	50	13	44	1	69	5	22	55	32	20	34	28	31	6	8																					
LAP 6	99	17	63	77	36	21	29	7	9	50	13	44	1	69	5	22	55	32	20	34	31	6	28	8																					
LAP 7	99	17	63	77	21	36	29	7	9	13	50	44	1	69	5	22	55	32	20	34	31	6	28	8																					
LAP 8	99	17	63	77	21	36	29	7	9	13	50	44	1	69	5	22	55	20	32	31	34	6	28	8																					
LAP 9	99	17	63	77	21	36	29	7	9	13	50	44	1	69	5	22	55	20	32	31	34	6	28	8																					
LAP 10	99	17	63	77	21	36	29	7	9	13	50	44	5	69	1	55	22	20	32	31	34	6	28	8																					
LAP 11	99	17	63	77	21	36	29	7	9	13	50	44	5	69	1	55	20	22	32	31	34	6	28	8																					
LAP 12	99	17	63	77	21	36	29	7	9	50	13	44	69	5	1	55	20	22	32	31	34	6	28	8																					
LAP 13	99	17	63	77	21	36	29	7	9	50	13	44	69	5	1	55	20	22	32	31	34	6	28	8																					
LAP 14	99	17	63	77	21	36	29	7	9	50	13	44	69	5	1	55	20	22	31	32	34	6	28	8																					
LAP 15	99	17	63	77	21	29	9	13	44	36	69	5	7	50	55	22	31	1	32	20	28	34	6	8																					
LAP 16	99	17	63	21	9	13	44	69	5	55	22	31	29	32	28	77	36	7	50	1	20	6	34'	8'																					
LAP 17	17	63	99	21	9	13	44	5	55	22	69	31	32	77	36	50	7	29	1	20	28	6	34'	8'																					
LAP 18	63	17	21	9	13	44	5	55	22	31	32	99	77	36	50	69	29	1	20	28	6	7	34'	8'																					
LAP 19	63	21	9	55	13	44	5	17	99	77	36	50	69	29	1	20	32	28	22	6	7	31	34	8																					
LAP 20	9	55	17	99	63	77	21	36	50	13	5	69	29	1	20	44	32	28	22	7	6	31	34	8																					
LAP 21	99	63	17	21	36	50	13	69	5	29	1	20	32	44	28	22	7	6	31	34	8	55																							
LAP 22	99	63	17	21	36	50	13	69	5	29	1	20	32	44	28	22	7	6	31	34	8	55																							
LAP 23	99	63	17	21	36	50	13	69	5	29	1	20	32	44	28	22	7	6	31	34	8	55																							
LAP 24	99	17	21	63	36	50	13	69	29	5	1	20	32	44	28	7	22	6	31	8	34	55																							
LAP 25	99	17	21	63	36	50	13	69	29	5	1	20	32	7	22	28	6	44	8	31	34	55																							
LAP 26	99	17	21	63	36	50	69	13	29	5	1	20	7	32	28	22	6	8	44	31	34	55																							
LAP 27	99	17	21	63	36	50	69	29	13	5	7	1	20	32	28	22	6	8	44	31	34	55																							
LAP 28	99	17	21	63	36	50	69	29	7	13	5	1	20	32	28	22	8	6	44	31	34	55																							
LAP 29	99	17	21	63	36	50	69	29	7	13	5	1	32	20	28	22	8	6	44	31	34	55																							
LAP 30	99	17	21	63	36	50	69	29	7	13	5	1	32	28	20	8	22	31	6	44	34	55																							
LAP 31	99	17	21	63	36	50	69	29	7	13	5	1	32	28	20	8	22	6	44	31	34	55																							

. - PIT STOP ' - LAP BEHIND

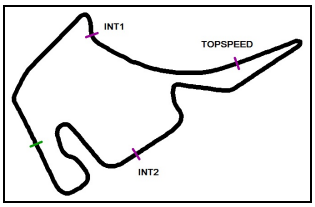

ADAC GT Masters

Sector List Race 2

Provisional

Hockenheimring, Length: 4574m
Air temperature: 19.05°C
Track temperature: 24.83°C
Weather condition: Dry

DMSB Reg. Nr.: 289/16

Sunday, October 02, 2016 13:08:00

1 Asch, DEU / Ludwig, DEU — theoretical besttime: 1:41.739

Lap	Time	SE1	SP1	SE2	SP2	SE3	SP3	TSP	Lap	Time	SE1	SP1	SE2	SP2	SE3	SP3	TSP
1	1:52.053	28.682	144	49.432	184	33.939	196	255	17	1:43.273	23.170	140	47.543	187	32.560	200	255
2	1:42.480	22.685	156	47.026	189	32.769	199	258	18	1:43.451	22.634	158	47.488	187	33.329	198	259
3	**1:41.965**	22.495	157	46.843	189	32.627	197	257	19	1:43.247	23.230	159	47.125	189	32.892	197	257
4	1:42.154	**22.390**	158	46.925	189	32.839	197	259	20	1:42.603	22.829	158	46.940	187	32.834	197	258
5	1:42.082	22.463	158	**46.841**	188	32.778	198	258	21	1:47.923	22.696	157	51.075	186	34.152	197	260
6	1:41.981	22.395	159	47.003	**190**	32.583	199	260	22	39:49.816	23.377	156	1:01.330	102	38:25.109	73	257
7	1:42.213	22.739	156	46.966	189	**32.508**	199	257	23	2:20.661	34.265	145	1:03.609	116	42.787	197	210
8	1:42.251	22.595	158	46.894	189	32.762	197	258	24	1:44.276	23.170	159	47.655	183	33.451	197	**261**
9	1:42.531	22.540	157	47.002	187	32.989	198	260	25	1:43.350	22.838	157	47.487	187	33.025	199	260
10	1:44.528	22.842	159	48.835	188	32.851	197	259	26	1:43.865	23.058	157	47.173	187	33.634	199	260
11	1:42.372	22.644	**160**	46.908	188	32.820	198	260	27	1:44.383	22.991	157	47.428	183	33.964	196	260
12	1:42.742	22.623	158	47.060	187	33.059	198	260	28	1:43.598	22.597	155	47.652	188	33.349	199	259
13	1:43.145	22.727	159	47.577	187	32.841	199	258	29	1:43.952	23.128	157	47.354	186	33.470	198	260
14	1:42.600	22.697	159	47.069	188	32.834	198	260	30	1:43.335	22.864	158	47.174	187	33.297	199	260
15	1:47.020	22.564	158	47.264	187	37.192		259	31	1:43.310	22.893	157	47.288	188	33.129	197	260
16	2:42.124	1:22.377	157	47.180	188	32.567	197	255									

5 Pommer, DEU / van Lagen, NLD — theoretical besttime: 1:41.729

Lap	Time	SE1	SP1	SE2	SP2	SE3	SP3	TSP	Lap	Time	SE1	SP1	SE2	SP2	SE3	SP3	TSP
1	1:52.459	28.927	152	49.217	185	34.315	196	256	17	1:42.627	22.658	155	47.272	185	32.697	198	260
2	1:43.176	22.924	153	47.304	187	32.948	199	262	18	1:42.562	22.491	156	47.116	189	32.955	199	262
3	1:42.242	22.548	156	46.954	**190**	32.740	197	261	19	1:47.185	22.484	156	47.109	187	37.592		261
4	**1:41.948**	22.466	157	**46.762**	187	32.720	198	262	20	2:42.702	1:21.974	156	47.468	186	33.260	197	260
5	1:42.004	22.458	156	46.988	188	**32.558**	199	262	21	1:47.736	23.121	154	49.616	183	34.999	197	260
6	1:42.044	22.461	155	46.926	188	32.657	197	262	22	39:49.304	23.015	157	1:01.420	97	38:24.869	64	260
7	1:42.402	**22.409**	156	47.189	188	32.804	198	262	23	2:22.080	34.601	144	1:04.397	106	43.082	198	187
8	1:42.206	22.495	156	47.028	188	32.683	197	262	24	1:44.504	23.454	156	47.558	187	33.492	198	263
9	1:42.104	22.452	156	46.969	187	32.683	198	262	25	1:43.457	22.806	156	47.531	185	33.120	201	260
10	1:42.840	22.690	156	47.433	187	32.717	198	264	26	1:43.826	22.828	157	47.378	186	33.620	197	262
11	1:42.350	22.513	156	47.183	188	32.654	198	262	27	1:43.668	22.736	156	47.686	184	33.246	198	262
12	1:43.201	22.565	156	47.679	187	32.957	199	**264**	28	1:44.242	23.168	155	47.799	184	33.275	197	262
13	1:43.155	22.805	156	47.484	186	32.866	198	262	29	1:43.945	22.939	158	47.416	188	33.590	197	264
14	1:42.419	22.624	156	47.025	186	32.770	198	263	30	1:43.319	22.782	157	47.240	186	33.297	198	263
15	1:42.887	22.676	154	47.382	187	32.829	198	261	31	1:43.385	22.873	156	47.247	189	33.265	198	262
16	1:43.138	22.602	156	47.283	187	33.253	198	263									

6 Snoeks, NLD / Erhart, DEU — theoretical besttime: 1:41.898

Lap	Time	SE1	SP1	SE2	SP2	SE3	SP3	TSP	Lap	Time	SE1	SP1	SE2	SP2	SE3	SP3	TSP
1	1:55.689	31.103	147	50.455	182	34.131	199	262	17	1:43.209	23.088	154	47.257	185	32.864	197	260
2	1:45.025	23.294	150	48.738	182	32.993	198	258	18	1:42.822	22.935	155	47.200	187	32.687	199	261
3	1:43.664	22.907	154	47.786	187	32.971	198	262	19	1:43.346	22.925	157	47.151	188	33.270	197	262
4	1:42.471	22.696	**159**	46.887	189	32.888	198	261	20	1:43.765	22.860	156	47.874	185	33.031	197	261
5	**1:42.029**	22.622	157	**46.757**	**189**	**32.650**	198	261	21	1:47.234	22.956	156	48.963	165	35.315	196	261
6	1:42.626	22.823	157	46.910	186	32.893	198	261	22	39:47.756	23.291	157	58.595	187	38:25.870	71	260
7	1:42.565	22.548	158	47.187	186	32.830	198	262	23	2:16.327	36.384	126	1:00.550	112	39.393	197	155
8	1:42.950	**22.491**	156	47.377	188	33.082	197	261	24	1:44.081	23.142	157	47.660	186	33.279	198	262
9	1:42.878	22.851	158	47.253	189	32.774	198	262	25	1:43.961	22.873	157	47.912	187	33.176	198	262
10	1:42.713	22.641	158	47.186	187	32.886	197	263	26	1:44.077	22.896	157	47.563	181	33.618	199	263
11	1:42.546	22.861	158	46.783	188	32.902	198	262	27	1:43.190	22.865	158	47.003	186	33.322	195	264
12	1:42.466	22.628	157	46.897	188	32.941	197	262	28	1:44.109	23.710	157	47.264	188	33.135	199	263
13	1:42.694	22.855	158	46.997	188	32.842	196	261	29	1:43.876	23.060	156	47.253	187	33.563	198	**264**
14	1:42.592	22.775	156	46.881	188	32.936	197	262	30	1:44.705	23.161	155	48.254	188	33.290	198	263
15	1:47.947	22.666	157	47.309	187	37.972		262	31	1:43.724	23.234	155	47.426	187	33.064	198	264
16	2:42.954	1:22.358	156	47.595	185	33.001	197	258									

7 Lee Pepper, ZAF / Abt, DEU — theoretical besttime: 1:41.532

Lap	Time	SE1	SP1	SE2	SP2	SE3	SP3	TSP	Lap	Time	SE1	SP1	SE2	SP2	SE3	SP3	TSP
1	1:49.182	27.756	142	48.248	188	33.178	200	260	17	1:46.799	22.463	159	47.050	192	37.286		264
2	1:42.266	22.808	159	46.862	189	32.596	202	265	18	1:54.974	35.613	160	46.789	190	32.572	197	266
3	1:42.359	22.836	158	46.909	189	32.614	202	264	19	1:42.537	22.539	161	46.869	192	33.129	199	**267**
4	1:42.101	22.528	160	46.908	190	32.665	201	264	20	1:42.437	23.322	159	**46.687**	**189**	**32.428**	**202**	267
5	**1:41.983**	22.556	159	46.897	191	32.530	200	263	21	1:47.793	**22.417**	**157**	49.637	173	35.739	201	266
6	1:42.358	22.546	**161**	47.061	188	32.751	201	265	22	39:47.567	22.794	150	58.329	165	38:26.444	77	261
7	1:42.113	22.624	160	46.790	189	32.699	201	263	23	2:16.456	36.439	134	59.937	129	40.080	200	177

CERTINA SWISS WATCHES

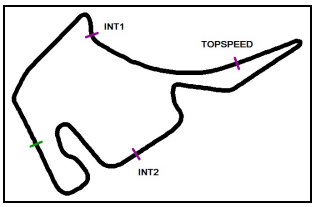

ADAC GT Masters

Sector List Race 2

Provisional

Hockenheimring, Length: 4574m
Air temperature: 19.05°C
Track temperature: 24.83°C
Weather condition: Dry

DMSB Reg. Nr.: 289/16

Sunday, October 02, 2016 13:08:00

Lap	Time	SE1	SP1	SE2	SP2	SE3	SP3	TSP	Lap	Time	SE1	SP1	SE2	SP2	SE3	SP3	TSP
8	1:42.636	22.666	161	47.197	189	32.773	200	267	24	1:43.872	22.998	156	47.318	191	33.556	202	266
9	1:42.510	22.682	159	46.869	190	32.959	201	266	25	1:42.630	22.782	152	46.961	189	32.887	199	265
10	1:42.302	22.668	159	46.897	190	32.737	201	266	26	1:43.313	23.473	154	47.093	192	32.747	201	267
11	1:42.549	22.671	160	46.945	188	32.933	201	266	27	1:43.185	23.042	157	47.039	191	33.104	204	267
12	1:42.454	22.697	160	46.893	189	32.864	200	266	28	1:42.500	22.626	154	46.851	190	33.023	200	267
13	1:42.713	22.748	159	47.122	188	32.843	202	264	29	1:42.371	22.735	159	46.977	189	32.659	203	266
14	1:42.539	22.596	160	47.045	190	32.898	201	267	30	1:42.480	22.564	159	46.988	192	32.928	200	264
15	1:47.594	22.524	159	47.283	187	37.787		266	31	1:43.471	22.613	158	47.165	190	33.693	180	264
16	2:41.363	1:21.528	159	47.068	191	32.767	199	264									

8 Hamprecht, DEU / Jöns, DEU — **theoretical besttime: 1:41.566**

1	1:57.357	31.368	144	50.135		35.854	196	260	17	1:42.240	22.786	157	**46.630**	**192**	32.824	201	264
2	1:44.179	23.151	158	47.574	185	33.454	199	260	18	1:41.876	22.558	159	46.889	191	32.429	202	264
3	1:43.725	22.839	160	47.670	187	33.216	197	261	19	**1:41.758**	22.555	160	46.780	191	32.423	199	262
4	1:42.887	22.932	**160**	47.058	187	32.897	198	262	20	1:42.021	**22.521**	**160**	47.085	190	**32.415**	**203**	262
5	1:43.150	22.952	159	47.186	186	33.012	199	261	21	1:45.649	22.560	154	49.148	186	33.941	199	262
6	1:43.657	23.164	159	47.199	187	33.294	197	262	22	39:30.893	22.668	154	50.086	188	38:18.139	79	262
7	1:43.480	23.040	158	47.220	186	33.220	194	260	23	2:16.335	38.420	134	58.210	133	39.705	202	175
8	1:43.626	23.089	156	47.577	185	32.960	202	262	24	1:43.183	22.944	156	47.262	189	32.977	202	264
9	1:43.666	22.936	160	47.430	187	33.300	194	262	25	1:43.714	22.865	157	47.567	190	33.282	204	**267**
10	1:43.748	23.152	160	47.268	186	33.328	198	262	26	1:43.540	23.307	153	47.229	191	33.004	203	267
11	1:44.619	23.265	160	47.753	181	33.601	196	261	27	1:42.802	22.910	157	46.990	191	32.902	202	266
12	1:44.040	23.249	159	47.483	185	33.308	197	262	28	1:43.264	23.048	157	47.070	191	33.146	201	266
13	1:43.858	23.289	159	47.197	189	33.372	198	262	29	1:44.248	23.051	154	47.367	190	33.830	200	267
14	1:43.620	23.075	159	47.294	184	33.251	198	262	30	1:43.653	23.035	155	47.602	190	33.016	201	267
15	1:49.770	23.264	158	47.338	188	39.168		262	31	1:43.156	22.673	155	47.322	189	33.161	201	267
16	2:54.254	1:33.618	154	47.888	189	32.748	198	260									

9 Weishaupt, DEU / Holzer, DEU — **theoretical besttime: 1:41.393**

1	1:50.397	28.430	142	48.639	189	33.328	202	266	11	1:42.453	22.389	161	47.018	185	33.046	203	269
2	1:42.275	22.602	161	46.942	191	32.731	202	267	12	1:42.545	22.586	161	46.928	190	33.031	202	268
3	1:41.743	22.350	160	46.810	192	32.583	203	267	13	1:42.763	22.809	160	47.007	192	32.947	203	267
4	1:42.008	22.361	161	46.885	**193**	32.762	201	268	14	1:42.649	22.405	162	47.039	192	33.205	202	270
5	1:42.062	22.335	159	47.056	189	32.671	204	268	15	1:42.582	22.691	157	46.888	190	33.003	203	268
6	1:42.341	22.389	161	47.019	190	32.933	203	267	16	1:42.043	22.513	161	**46.500**	**191**	33.030	204	268
7	1:42.034	22.470	159	46.772	192	32.792	203	267	17	1:42.244	22.620	160	46.832	190	32.792	204	267
8	1:42.598	22.536	161	47.091	192	32.971	199	269	18	1:41.968	22.556	161	46.693	193	32.719	204	268
9	1:42.624	22.634	160	46.963	190	33.027	202	269	19	**1:41.443**	**22.329**	**161**	46.550	192	**32.564**	**202**	268
10	1:42.339	22.646	159	46.793	191	32.900	203	**270**	20	1:46.919	22.379	160	46.704	192	37.836		267

13 Lips, CHE / Barth, DEU — **theoretical besttime: 1:41.471**

1	1:51.169	28.686	140	49.121	189	33.362	202	264	17	1:42.863	22.862	160	46.838	190	33.163	202	267
2	**1:41.920**	22.593	162	46.545	**192**	32.782	**203**	267	18	1:42.378	22.762	160	46.639	190	32.977	202	269
3	1:42.182	22.448	162	47.079	190	32.655	202	268	19	1:46.834	22.761	160	46.752	191	37.321		267
4	1:42.007	22.458	161	46.987	189	**32.562**	201	267	20	2:43.934	1:22.863	161	47.464	188	33.607	199	265
5	1:42.352	**22.412**	**162**	47.042	189	32.898	200	267	21	1:45.182	23.033	161	47.878	184	34.271	199	267
6	1:41.932	22.629	161	**46.497**	191	32.806	202	267	22	39:51.888	23.308	160	1:02.637	100	38:25.943	47	266
7	1:41.924	22.494	162	46.805	191	32.625	202	269	23	2:22.636	34.310	123	1:03.843	121	44.483	198	194
8	1:42.364	22.636	161	46.865	190	32.863	201	268	24	1:44.301	23.030	156	47.861	189	33.410	201	267
9	1:42.540	22.546	161	47.012	191	32.982	202	268	25	1:43.651	22.720	159	47.396	190	33.535	200	267
10	1:42.632	22.606	161	46.996	189	33.030	201	**271**	26	1:43.867	22.573	161	47.783	189	33.511	202	269
11	1:42.642	22.901	159	46.613	191	33.128	201	267	27	1:43.773	22.576	160	47.436	189	33.761	201	267
12	1:44.301	23.098	157	47.575	184	33.628	200	267	28	1:45.042	23.034	161	47.833	186	34.175	193	267
13	1:42.642	22.892	159	46.745	191	33.005	200	266	29	1:43.995	23.018	162	47.246	187	33.731	200	269
14	1:42.338	22.689	160	46.643	191	33.006	202	267	30	1:43.285	22.759	161	47.151	188	33.375	201	269
15	1:42.434	22.781	160	46.577	191	33.076	201	267	31	1:43.319	22.890	160	47.005	190	33.424	202	268
16	1:42.332	22.687	160	46.639	190	33.006	202	267									

CERTINA
SWISS WATCHES

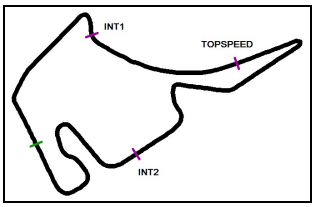

ADAC GT Masters

Sector List Race 2

Provisional

Hockenheimring, Length: 4574m
Air temperature: 19.05°C
Track temperature: 24.83°C
Weather condition: Dry

DMSB Reg. Nr.: 289/16

Sunday, October 02, 2016 13:08:00

17 Jahn, DEU / Estre, FRA — theoretical besttime: 1:40.591

Lap	Time	SE1	SP1	SE2	SP2	SE3	SP3	TSP	Lap	Time	SE1	SP1	SE2	SP2	SE3	SP3	TSP
1	1:45.388	25.651	156	47.181	188	32.556	201	260	17	1:41.953	22.577	161	46.744	189	32.632	200	264
2	1:41.222	22.497	161	46.498	190	32.227	201	262	18	1:46.105	22.358	161	46.509	188	37.238		265
3	1:41.114	22.400	161	46.490	**191**	32.224	**203**	262	19	2:41.922	1:22.285	161	46.912	190	32.725	201	263
4	**1:40.704**	**22.306**	161	**46.131**	189	32.267	202	262	20	1:42.878	23.193	161	46.741	188	32.944	199	263
5	1:40.945	22.447	160	46.344	191	**32.154**	202	262	21	1:47.129	22.956	161	46.691	190	37.482		264
6	1:40.998	22.315	160	46.271	191	32.412	201	262	22	40:12.045	35.409	161	1:12.988	96	38:23.648	0	187
7	1:40.880	22.333	160	46.321	188	32.226	202	262	23	2:25.477	36.218	124	1:03.628	142	45.631	200	202
8	1:41.285	22.404	160	46.557	190	32.324	201	264	24	1:43.144	23.174	160	47.182	190	32.788	202	259
9	1:41.488	22.390	160	46.526	189	32.572	201	264	25	1:42.221	22.897	163	46.651	189	32.673	201	264
10	1:41.122	22.382	160	46.458	190	32.282	202	265	26	1:42.423	22.866	163	46.691	190	32.866	201	264
11	1:41.505	22.579	160	46.518	188	32.408	201	264	27	1:42.154	22.734	164	46.631	190	32.789	201	**266**
12	1:41.523	22.485	160	46.498	191	32.540	200	264	28	1:42.284	22.759	163	46.618	190	32.907	200	264
13	1:41.315	22.374	161	46.480	191	32.461	201	264	29	1:42.136	22.742	164	46.568	190	32.826	201	265
14	1:41.462	22.546	161	46.463	190	32.453	201	265	30	1:41.968	22.704	164	46.601	191	32.663	202	266
15	1:41.504	22.446	161	46.689	189	32.369	202	264	31	1:42.481	22.871	163	46.782	190	32.828	201	266
16	1:41.535	22.552	161	46.448	190	32.535	200	264									

20 Krohn, FIN / Tomczyk, DEU — theoretical besttime: 1:41.646

Lap	Time	SE1	SP1	SE2	SP2	SE3	SP3	TSP	Lap	Time	SE1	SP1	SE2	SP2	SE3	SP3	TSP
1	1:54.844	31.108	141	49.955	180	33.781	200	262	17	1:43.536	22.808	156	47.349	189	33.379	197	260
2	1:43.980	23.380	157	47.580	189	33.020	199	258	18	1:43.414	22.834	155	47.427	190	33.153	199	260
3	1:42.397	22.664	157	47.126	190	32.607	197	260	19	1:42.975	22.754	156	47.088	189	33.133	199	261
4	1:42.055	22.599	**159**	46.934	191	32.522	199	260	20	1:42.967	22.696	155	47.342	188	32.929	199	260
5	**1:41.646**	**22.372**	158	**46.916**	191	**32.358**	200	260	21	1:46.494	22.685	154	50.157	185	33.652	197	262
6	1:41.921	22.501	157	46.979	190	32.441	201	261	22	39:51.735	23.532	151	1:01.637	116	38:26.566	66	262
7	1:41.889	22.375	157	46.958	**192**	32.556	202	262	23	2:18.619	34.146	147	1:01.833	120	42.640	198	185
8	1:42.594	22.556	159	47.441	189	32.597	200	**264**	24	1:44.320	23.107	158	47.653	187	33.560	199	263
9	1:42.138	22.426	155	47.238	189	32.474	**202**	259	25	1:43.801	22.923	155	47.239	188	33.639	197	261
10	1:42.833	22.565	155	46.984	192	33.284	199	258	26	1:43.494	22.792	156	47.311	188	33.391	198	262
11	1:42.871	22.995	154	47.266	189	32.610	201	260	27	1:44.319	23.478	156	47.466	187	33.375	198	261
12	1:42.600	22.520	155	47.204	189	32.876	200	260	28	1:43.655	22.958	154	47.396	189	33.301	199	260
13	1:42.633	22.565	155	47.296	190	32.772	198	260	29	1:44.783	22.964	156	48.534	185	33.285	201	264
14	1:42.426	22.527	156	47.175	190	32.724	199	262	30	1:43.940	22.842	154	47.743	189	33.355	198	263
15	1:46.622	22.601	155	47.277	188	36.744		258	31	1:43.645	22.802	156	47.612	190	33.231	201	262
16	2:42.521	1:22.027	153	47.466	187	33.028	199	260									

21 Sylvest, DNK / Rogivue, CHE — theoretical besttime: 1:41.150

Lap	Time	SE1	SP1	SE2	SP2	SE3	SP3	TSP	Lap	Time	SE1	SP1	SE2	SP2	SE3	SP3	TSP
1	1:48.161	27.049	152	48.121	188	32.991	198	254	17	1:41.717	22.376	157	46.865	188	32.476	198	256
2	1:42.496	22.536	157	47.074	189	32.886	196	258	18	1:41.852	22.434	155	46.925	189	32.493	198	258
3	1:42.152	22.541	157	46.996	**190**	32.615	198	257	19	1:46.596	22.503	158	46.956	188	37.137		258
4	1:42.084	22.609	158	46.950	189	32.525	197	257	20	2:42.271	1:22.234	157	47.187	187	32.850	196	256
5	1:41.945	22.455	156	46.927	189	32.563	197	255	21	1:45.936	22.640	158	47.169	188	36.127	147	257
6	1:42.143	22.625	159	47.185	187	32.333	199	256	22	40:03.841	31.393	109	1:07.631	102	38:24.817	0	245
7	1:41.798	22.378	156	46.942	188	32.478	198	255	23	2:24.228	35.173	109	1:03.515	152	45.540	197	194
8	1:41.951	22.617	156	47.013	189	32.321	197	256	24	1:43.743	23.072	157	47.956	183	32.715	201	259
9	1:41.858	22.388	156	47.001	188	32.469	197	256	25	1:42.037	22.647	159	46.969	189	32.421	198	258
10	1:41.564	22.412	156	46.953	188	32.199	198	257	26	1:42.156	22.498	160	46.936	188	32.722	198	257
11	1:41.630	**22.244**	156	46.978	188	32.408	197	257	27	1:42.097	22.720	161	46.803	189	32.574	200	258
12	1:41.594	22.420	157	46.921	188	32.253	199	257	28	1:42.379	22.933	157	46.858	189	32.588	198	258
13	1:41.450	22.511	156	**46.710**	190	32.229	198	256	29	1:42.161	22.683	161	46.782	188	32.696	198	259
14	**1:41.343**	22.297	156	46.850	188	**32.196**	198	257	30	1:42.150	22.734	160	46.863	188	32.553	199	**260**
15	1:41.829	22.567	156	46.941	188	32.321	198	255	31	1:42.203	22.692	157	46.961	188	32.550	199	258
16	1:41.447	22.326	157	46.897	189	32.224	198	257									

22 Frankenhout, NLD / Gassner, DEU — theoretical besttime: 1:41.671

Lap	Time	SE1	SP1	SE2	SP2	SE3	SP3	TSP	Lap	Time	SE1	SP1	SE2	SP2	SE3	SP3	TSP
1	1:53.362	29.552	151	49.126	189	34.684	201	268	17	1:42.804	22.704	159	46.910	191	33.190	202	266
2	1:43.182	22.807	159	47.108	191	33.267	202	267	18	1:47.578	22.611	159	47.225	191	37.742		265
3	1:42.243	**22.389**	160	46.910	192	32.944	202	266	19	2:48.326	1:28.344	158	47.054	192	32.928	203	264
4	1:42.044	22.662	159	**46.521**	**193**	32.861	202	264	20	1:42.587	22.787	157	47.039	191	**32.761**	**203**	266
5	1:42.201	22.596	160	46.694	192	32.911	204	265	21	1:46.293	22.759	159	48.614	189	34.920	201	266
6	**1:41.989**	22.510	156	46.698	192	32.781	204	265	22	39:49.263	24.760	133	57.508	152	38:26.995	71	264
7	1:42.138	22.542	160	46.556	192	33.040	202	267	23	2:16.974	36.395	135	59.536	148	41.043	201	202
8	1:42.384	22.565	160	46.830	193	32.989	202	267	24	1:44.363	23.751	152	47.358	189	33.254	204	267

CERTINA
SWISS WATCHES

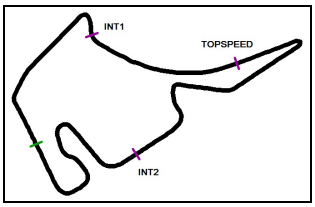

ADAC GT Masters

Sector List Race 2

Provisional

Hockenheimring, Length: 4574m
Air temperature: 19.05°C
Track temperature: 24.83°C
Weather condition: Dry

DMSB Reg. Nr.: 289/16

Sunday, October 02, 2016 13:08:00

Lap	Time	SE1	SP1	SE2	SP2	SE3	SP3	TSP	Lap	Time	SE1	SP1	SE2	SP2	SE3	SP3	TSP
9	1:42.664	22.562	158	46.782	188	33.320	202	267	25	1:43.075	22.996	158	47.162	192	32.917	204	267
10	1:44.084	22.596	157	47.121	190	34.367	197	267	26	1:44.886	23.070	154	48.467	190	33.349	204	265
11	1:44.408	23.538	155	47.547	191	33.323	201	269	27	1:43.089	22.749	157	47.132	190	33.208	204	268
12	1:42.798	22.631	156	46.985	192	33.182	201	266	28	1:43.800	22.801	159	47.775	191	33.224	204	**270**
13	1:42.580	22.600	156	46.988	192	32.992	202	265	29	1:44.269	22.833	152	47.491	192	33.945	202	267
14	1:42.706	22.693	157	46.835	191	33.178	202	266	30	1:44.581	22.822	158	47.999	188	33.760	202	269
15	1:42.448	22.516	160	46.756	191	33.176	201	266	31	1:43.495	23.177	153	47.198	191	33.120	204	267
16	1:42.417	22.599	**160**	46.670	191	33.148	202	267									

28 Haase, DEU / Ortelli, MCO

theoretical besttime: 1:41.914

1	1:55.407	30.824	139	50.340	184	34.243	195	260	17	2:41.687	1:21.884	155	47.156	185	32.647	197	258
2	1:44.600	23.427	154	48.074	186	33.099	198	260	18	1:42.225	22.755	154	46.896	188	32.574	194	258
3	1:43.111	23.267	156	47.218	188	32.626	197	261	19	1:42.237	22.730	156	47.037	186	**32.470**	**199**	260
4	1:42.335	22.650	158	47.061	188	32.624	199	259	20	**1:42.035**	**22.556**	**156**	46.952	187	32.527	195	260
5	1:42.230	22.655	157	46.929	187	32.646	198	259	21	1:46.346	22.760	157	49.805	173	33.781	197	263
6	1:44.189	22.763	157	48.524	182	32.902	198	259	22	39:51.035	22.921	158	1:01.217	121	38:26.897	64	262
7	1:42.823	22.884	158	47.068	187	32.871	196	260	23	2:17.373	35.500	154	1:01.095	141	40.778	198	202
8	1:43.014	23.125	158	47.211	185	32.678	198	261	24	1:44.569	23.182	157	47.805	189	33.582	199	266
9	1:42.756	23.054	157	47.064	188	32.638	199	260	25	1:44.206	23.143	152	48.165	188	32.898	198	258
10	1:42.793	23.118	157	47.053	188	32.622	198	260	26	1:43.575	22.768	158	48.058	186	32.749	196	266
11	1:42.579	22.816	158	46.962	188	32.801	196	262	27	1:43.219	22.724	159	47.420	186	33.075	198	**266**
12	1:42.097	22.561	157	**46.888**	**189**	32.648	199	260	28	1:43.717	23.121	156	47.642	188	32.954	198	266
13	1:42.707	22.809	158	47.050	189	32.848	197	262	29	1:44.438	22.931	159	48.105	184	33.402	198	265
14	1:42.655	22.892	157	47.059	188	32.704	198	262	30	1:42.422	22.827	156	46.963	186	32.632	200	264
15	1:43.101	22.803	158	47.116	187	33.182	197	261	31	1:43.368	22.775	158	47.676	184	32.917	200	265
16	1:47.276	22.660	156	47.182	188	37.434		260									

29 De Phillippi, USA / Mies, DEU

theoretical besttime: 1:41.675

1	1:48.655	27.461	153	48.116	186	33.078	194	257	17	2:42.432	1:22.367	151	47.395	188	32.670	197	258
2	1:42.309	22.628	157	46.902	187	32.779	198	259	18	1:43.681	22.741	156	47.499	188	33.441	199	263
3	1:42.160	22.724	157	46.933	187	**32.503**	199	259	19	1:43.105	23.114	157	46.960	187	33.031	198	262
4	1:42.243	22.592	157	47.026	188	32.625	197	260	20	1:42.582	22.769	157	46.814	187	32.999	198	262
5	**1:41.897**	22.443	156	46.902	188	32.552	197	260	21	1:47.855	22.737	157	50.546	184	34.572	197	264
6	1:42.329	22.558	**158**	47.203	**189**	32.568	197	261	22	39:49.273	23.294	156	1:01.231	102	38:24.748	75	261
7	1:42.296	**22.431**	156	47.152	187	32.713	198	262	23	2:21.539	34.303	152	1:04.070	113	43.166	198	204
8	1:42.621	22.745	156	47.029	188	32.847	197	**264**	24	1:43.448	22.929	155	47.125	187	33.394	200	263
9	1:42.414	22.652	156	46.914	188	32.848	197	263	25	1:43.391	22.982	156	47.045	189	33.364	199	262
10	1:42.237	22.540	157	47.012	188	32.685	198	262	26	1:43.586	22.916	157	47.128	188	33.542	199	262
11	1:42.556	22.685	157	46.990	186	32.881	197	262	27	1:43.398	22.976	156	47.049	186	33.373	196	262
12	1:42.327	22.535	157	46.953	185	32.839	196	262	28	1:43.300	22.762	156	47.705	187	32.833	197	260
13	1:42.872	22.902	157	47.142	187	32.828	198	261	29	1:42.694	22.976	156	47.002	188	32.716	198	260
14	1:42.509	22.701	156	47.070	187	32.738	196	262	30	1:42.241	22.589	158	46.780	188	32.872	197	262
15	1:42.557	22.574	157	47.030	187	32.953	198	261	31	1:42.289	22.739	156	**46.741**	**188**	32.809	197	260
16	1:52.638	22.506	156	46.868	188	43.264		259									

31 Hackländer, DEU / Mauron, SUI

theoretical besttime: 1:41.619

1	1:55.841	31.075	142	50.799	185	33.967	202	260	17	1:42.721	22.820	161	46.918	188	32.983	199	262
2	1:44.337	23.460	161	47.876	190	33.001	201	260	18	1:47.451	23.231	158	47.014	190	37.206		262
3	1:43.781	23.288	150	47.646	189	32.847	200	260	19	2:56.461	1:35.980	157	47.481	190	33.000	203	258
4	**1:41.964**	**22.470**	163	46.800	191	32.694	201	262	20	1:43.178	22.896	159	47.332	189	32.950	202	260
5	1:42.191	22.728	161	46.764	**193**	32.699	201	262	21	1:47.582	22.972	156	51.040	190	33.570	201	260
6	1:42.677	22.789	162	47.226	190	32.662	201	264	22	39:40.829	22.938	153	52.908	189	38:24.983	73	260
7	1:42.299	22.854	160	46.826	191	32.619	201	262	23	2:16.330	37.254	144	59.422	121	39.654	202	194
8	1:42.939	22.692	160	47.404	190	32.843	199	262	24	1:43.914	23.021	163	47.477	190	33.416	203	266
9	1:42.329	22.793	159	46.808	190	32.728	201	260	25	1:45.435	23.053	159	48.097	187	34.285	200	**267**
10	1:41.975	22.748	162	**46.608**	191	32.619	201	261	26	1:43.761	22.867	157	47.382	190	33.512	202	267
11	1:42.423	22.823	160	46.992	191	32.608	200	262	27	1:43.390	22.883	160	47.222	191	33.285	203	265
12	1:42.000	22.848	161	46.611	189	**32.541**	202	263	28	1:43.671	22.864	157	47.209	187	33.598	201	263
13	1:42.130	22.895	162	46.627	191	32.608	199	262	29	1:43.436	22.653	162	47.265	190	33.518	202	267
14	1:42.614	22.735	160	47.146	190	32.733	203	266	30	1:43.480	22.783	158	46.937	187	33.760	201	267
15	1:42.171	22.564	160	46.718	190	32.889	199	262	31	1:45.249	23.248	151	48.513	189	33.488	202	264
16	1:42.669	22.908	160	46.862	190	32.899	201	264									

CERTINA
SWISS WATCHES

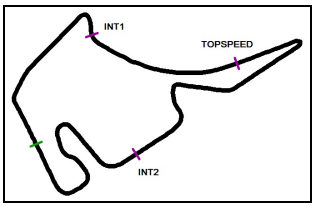

ADAC GT Masters

Sector List Race 2

Provisional

Hockenheimring, Length: 4574m
Air temperature: 19.05°C
Track temperature: 24.83°C
Weather condition: Dry

DMSB Reg. Nr.: 289/16

Sunday, October 02, 2016 13:08:00

32 Spengler, DEU / Zonzini, SMR — theoretical besttime: 1:41.687

Lap	Time	SE1	SP1	SE2	SP2	SE3	SP3	TSP	Lap	Time	SE1	SP1	SE2	SP2	SE3	SP3	TSP
1	1:54.247	30.155	132	49.255	186	34.837	190	259	17	1:42.640	22.807	158	47.022	187	32.811	202	267
2	1:43.896	23.736	150	47.376	187	32.784	**202**	259	18	1:46.748	22.786	158	46.957	187	37.005		265
3	1:42.158	22.617	157	46.727	188	32.814	197	261	19	2:43.104	1:23.290	156	46.845	190	32.969	198	261
4	**1:41.848**	22.584	158	46.718	189	**32.546**	201	263	20	1:42.953	22.925	155	46.965	188	33.063	200	262
5	1:41.889	22.634	156	**46.694**	188	32.561	201	266	21	1:45.574	22.985	155	48.981	186	33.608	198	266
6	1:42.193	22.639	157	46.755	188	32.799	197	264	22	39:51.101	23.113	156	1:01.466	124	38:26.522	58	264
7	1:42.163	22.575	156	46.757	188	32.831	200	259	23	2:18.271	34.489	144	1:01.517	131	42.265	201	189
8	1:43.710	22.614	154	48.337	186	32.759	202	265	24	1:44.310	23.280	156	47.480	180	33.550	196	263
9	1:42.256	**22.447**	155	46.961	189	32.848	201	260	25	1:43.759	23.066	156	47.291	187	33.402	199	266
10	1:42.306	22.542	155	46.806	187	32.958	199	264	26	1:44.505	23.745	152	48.038	188	32.722	200	264
11	1:44.162	23.269	**160**	47.653	187	33.240	201	267	27	1:43.447	22.968	156	47.163	187	33.316	198	266
12	1:42.970	22.857	156	47.149	183	32.964	199	265	28	1:43.682	23.113	156	47.247	187	33.322	199	266
13	1:42.780	22.758	156	47.015	189	33.007	201	**268**	29	1:43.212	22.849	158	47.352	187	33.011	199	266
14	1:43.735	22.739	154	47.887	187	33.109	200	266	30	1:43.393	22.990	157	47.293	185	33.110	198	265
15	1:42.671	22.689	158	47.079	186	32.903	201	263	31	1:43.610	22.870	158	47.768	187	32.972	198	264
16	1:42.558	22.655	156	46.966	187	32.937	201	260									

34 Edelhoff, DEU / Basseng, DEU — theoretical besttime: 1:42.129

Lap	Time	SE1	SP1	SE2	SP2	SE3	SP3	TSP	Lap	Time	SE1	SP1	SE2	SP2	SE3	SP3	TSP
1	1:54.374	30.734	151	50.110	183	33.530	195	**260**	17	1:44.949	23.331	149	47.955	184	33.663	195	256
2	1:44.931	24.180	155	47.747	**189**	33.004	**197**	257	18	1:44.952	23.477	156	47.793	184	33.682	195	258
3	1:42.860	23.154	156	47.183	183	**32.523**	197	257	19	1:44.584	23.360	153	47.718	187	33.506	195	257
4	1:42.426	22.859	156	**46.957**	187	32.610	197	256	20	1:44.707	23.370	154	47.689	185	33.648	194	257
5	**1:42.347**	22.805	156	46.999	186	32.543	196	257	21	1:48.197	22.985	155	50.959	185	34.253	194	233
6	1:42.451	22.715	157	47.003	186	32.733	195	258	22	39:36.813	23.189	157	51.575	179	38:22.049	82	257
7	1:43.365	22.896	156	47.805	187	32.664	195	258	23	2:16.815	38.070	128	58.601	135	40.144	194	176
8	1:43.887	22.894	156	47.894	186	33.099	197	260	24	1:45.724	24.037	155	47.949	184	33.738	195	258
9	1:42.635	**22.649**	157	47.056	188	32.930	194	259	25	1:45.430	23.695	156	47.824	183	33.911	194	257
10	1:42.668	22.886	157	47.005	187	32.777	195	259	26	1:44.558	23.302	156	47.547	186	33.709	192	257
11	1:42.627	22.721	158	46.994	188	32.912	195	259	27	1:44.405	23.276	153	47.609	184	33.520	197	258
12	1:42.494	22.676	157	47.047	187	32.771	194	259	28	1:44.202	22.986	157	47.576	186	33.640	194	258
13	1:42.531	22.742	156	47.095	186	32.694	196	258	29	1:44.163	22.846	156	47.765	186	33.552	195	258
14	1:42.562	22.738	156	47.084	187	32.740	196	260	30	1:43.558	22.770	157	47.454	186	33.334	196	259
15	1:47.290	22.865	156	47.188	186	37.237		258	31	1:43.612	22.856	158	47.504	186	33.252	196	259
16	2:49.905	1:26.022	140	49.429	184	34.454	193	255									

36 Dienst, DEU / Zanella, CHE — theoretical besttime: 1:41.692

Lap	Time	SE1	SP1	SE2	SP2	SE3	SP3	TSP	Lap	Time	SE1	SP1	SE2	SP2	SE3	SP3	TSP
1	1:46.591	26.031	156	47.595	188	32.965	197	260	17	1:42.561	22.772	159	46.814	188	32.975	199	260
2	1:43.484	23.083	158	47.601	186	32.800	199	257	18	1:42.367	22.744	160	46.766	189	32.857	200	262
3	1:42.195	22.733	156	46.884	187	32.578	199	261	19	1:42.362	22.881	159	46.801	190	32.680	200	261
4	1:42.104	22.787	157	46.753	190	32.564	200	258	20	1:42.169	22.750	159	46.720	189	32.699	201	260
5	**1:41.979**	22.661	157	46.730	**191**	32.588	198	258	21	1:44.087	22.756	160	47.790	172	33.541	200	261
6	1:42.109	22.813	158	46.804	189	**32.492**	198	259	22	39:57.135	23.975	127	1:07.661	102	38:25.499	0	248
7	1:43.115	23.205	148	47.143	190	32.767	198	260	23	2:23.329	34.484	111	1:03.635	144	45.210	199	183
8	1:42.629	22.944	155	46.742	190	32.943	196	263	24	1:44.509	23.065	157	47.952	185	33.492	202	262
9	1:42.167	22.718	156	46.778	189	32.671	199	263	25	1:42.628	22.823	158	46.955	191	32.850	201	262
10	1:42.442	22.819	157	46.772	191	32.851	198	261	26	1:42.069	22.638	160	46.654	190	32.777	202	260
11	1:42.443	22.866	158	46.848	187	32.729	199	262	27	1:42.468	22.676	160	46.804	190	32.988	200	262
12	1:42.599	**22.606**	158	46.887	189	33.106	197	260	28	1:42.284	22.704	160	46.736	189	32.844	199	263
13	1:42.616	22.837	158	47.087	188	32.692	200	260	29	1:42.272	22.752	160	46.697	190	32.823	200	264
14	1:42.455	22.840	158	46.963	188	32.652	199	261	30	1:42.017	22.608	161	**46.594**	**191**	32.815	201	**264**
15	1:47.392	22.821	158	46.935	189	37.636		260	31	1:42.720	22.906	154	46.878	190	32.936	202	260
16	2:42.052	1:21.755	159	47.086	189	33.211	199	260									

44 Ahlin-Kottulinsky, SWE / Kaffer, DEU — theoretical besttime: 1:41.732

Lap	Time	SE1	SP1	SE2	SP2	SE3	SP3	TSP	Lap	Time	SE1	SP1	SE2	SP2	SE3	SP3	TSP
1	1:51.661	28.200	144	49.459	183	34.002	197	251	17	1:42.545	22.680	155	47.079	187	32.786	197	258
2	1:42.478	22.623	155	47.110	187	32.745	197	260	18	1:42.332	22.638	156	46.964	187	32.730	197	260
3	**1:41.836**	**22.404**	156	46.853	188	**32.579**	196	258	19	1:48.081	22.620	157	46.905	187	38.556		260
4	1:42.148	22.627	157	46.807		32.714	197	258	20	2:49.308	1:27.831	155	47.822	182	33.655	196	256
5	1:42.092	22.601	156	46.872	188	32.619	197	258	21	1:46.307	23.403	157	49.168	182	33.736	196	260
6	1:42.134	22.651	157	46.883	188	32.600	196	260	22	39:51.094	23.198	157	1:01.350	118	38:26.546	68	259
7	1:42.056	22.526	157	**46.749**	187	32.781	196	260	23	2:18.104	35.812	128	1:01.056	146	41.236	197	166
8	1:42.398	22.627	155	46.914	188	32.857	196	260	24	1:44.405	23.261	158	47.724	188	33.420	196	**264**

CERTINA SWISS WATCHES

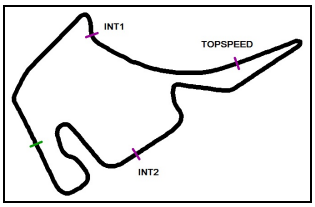

ADAC GT Masters

Sector List Race 2

Provisional

Hockenheimring, Length: 4574m
Air temperature: 19.05°C
Track temperature: 24.83°C
Weather condition: Dry

DMSB Reg. Nr.: 289/16

Sunday, October 02, 2016 13:08:00

Lap	Time	SE1	SP1	SE2	SP2	SE3	SP3	TSP	Lap	Time	SE1	SP1	SE2	SP2	SE3	SP3	TSP
9	1:42.451	22.533	156	46.976	186	32.942	198	260	25	1:46.407	23.853	148	48.995	185	33.559	197	256
10	1:42.524	22.744	157	47.045	187	32.735	198	263	26	1:43.687	23.128	155	47.188	189	33.371	194	262
11	1:42.573	22.655	**159**	46.926	187	32.992	197	262	27	1:43.456	23.193	156	47.331	187	32.932	195	263
12	1:43.890	22.699	158	47.392	185	33.799	197	260	28	1:43.802	23.214	158	47.527	187	33.061	197	263
13	1:42.657	22.833	156	46.998	**189**	32.826	197	256	29	1:43.803	23.070	156	47.221	187	33.512	196	263
14	1:42.532	22.789	156	46.818	188	32.925	195	261	30	1:44.516	23.154	150	48.073	188	33.289	200	262
15	1:42.458	22.574	156	47.007	186	32.877	197	259	31	1:44.228	23.350	151	47.813	186	33.065	196	262
16	1:42.687	22.690	155	47.161	188	32.836	197	259									

50 Geipel, DEU / Frey, CHE — **theoretical besttime: 1:41.499**

1	1:49.715	27.957	145	48.637	186	33.121	197	259	17	1:42.379	22.688	156	47.163	188	32.528	196	258
2	1:42.246	22.487	157	47.079	189	32.680	198	262	18	**1:41.747**	22.543	156	46.818	189	**32.386**	**197**	257
3	1:42.845	22.657	146	47.558	189	32.630	198	257	19	1:42.002	22.562	157	46.919	188	32.521	196	258
4	1:41.944	**22.396**	158	46.988	189	32.560	198	260	20	1:42.207	22.810	156	46.809	188	32.588	194	258
5	1:42.222	22.428		47.254	188	32.540	199	258	21	1:44.007	22.606	158	47.920	184	33.481	196	257
6	1:42.176	22.483	158	46.783	189	32.910	197	259	22	39:56.628	23.768	128	1:07.564	100	38:25.296	0	245
7	1:42.773	22.459	158	47.496	187	32.818	199	260	23	2:22.800	34.751	117	1:03.709	132	44.340	195	171
8	1:42.186	22.529	158	46.784	189	32.873	198	**263**	24	1:44.667	23.349	156	47.742	185	33.576	198	260
9	1:42.770	22.655	158	47.144	189	32.971	197	262	25	1:42.761	22.850	157	47.060	187	32.851	195	256
10	1:42.444	22.862	156	46.773	188	32.809	198	260	26	1:42.234	22.732	158	46.744	188	32.758	197	260
11	1:42.611	22.782	157	46.869	189	32.960	198	262	27	1:42.299	22.594	158	46.907	188	32.798	198	259
12	1:42.432	22.615	157	47.263	188	32.554	197	260	28	1:42.371	22.674	158	**46.717**	**187**	32.980	198	260
13	1:42.250	22.420	158	46.917	189	32.913	197	260	29	1:42.329	22.726	158	46.772	190	32.831	199	259
14	1:42.351	22.489	158	46.874	188	32.988	**200**	261	30	1:42.057	22.680	158	46.741	188	32.636	198	260
15	1:47.663	22.749	156	47.148	188	37.766		260	31	1:42.526	22.711	158	46.980	189	32.835	198	260
16	2:42.187	1:22.458	156	47.148	188	32.581	196	257									

55 Feige, DEU / Schothorst, NLD — **theoretical besttime: 1:41.631**

1	1:54.226	29.759	144	49.472	184	34.995	191	258	17	1:42.391	22.591	156	47.122	187	32.678	198	261
2	1:43.111	23.521	155	47.142	188	32.448	198	258	18	1:42.315	22.539	156	46.987	188	32.789	197	262
3	**1:41.732**	22.495	**157**	46.837	187	**32.400**	**200**	260	19	1:42.857	22.979	157	46.833	187	33.045	196	262
4	1:42.173	22.851	156	**46.758**	188	32.564	198	261	20	1:47.166	22.845	156	47.084	187	37.237		257
5	1:42.183	22.539	156	46.857	**189**	32.787	199	260	21	3:40.812	2:14.175	138	51.542	178	35.095	194	253
6	1:42.057	22.658	156	46.801	185	32.598	197	261	22	39:07.894	23.974	148	53.757	114	37:50.163	84	257
7	1:42.125	22.512	156	46.976	186	32.637	197	262	23	2:17.036	38.573	128	58.290	173	40.173	191	158
8	1:42.175	22.534	155	46.953	187	32.688	199	262	24	1:47.829	24.099	150	49.028	183	34.702	191	258
9	1:42.830	22.586	155	46.911	186	33.333	194	263	25	1:47.381	23.947	148	48.707	182	34.727	187	254
10	1:43.231	22.539	156	46.948	188	33.744	196	**264**	26	1:47.257	23.690	154	48.795	181	34.772	188	255
11	1:42.728	22.779	156	47.059	186	32.890	195	259	27	1:47.095	23.820	148	48.702	182	34.573	192	255
12	1:42.397	22.634	155	46.949	186	32.814	197	259	28	1:47.400	23.744	147	49.208	183	34.448	193	256
13	1:42.431	22.587	155	47.065	186	32.779	197	260	29	1:47.581	23.691	152	49.534	180	34.356	193	256
14	1:42.373	**22.473**	156	46.954	184	32.946	197	262	30	1:47.179	23.492	150	49.197	183	34.490	194	256
15	1:42.877	22.667	156	47.114	187	33.096	196	261	31	1:47.536	23.675	144	49.309	183	34.552	193	255
16	1:42.671	22.759	155	46.973	188	32.939	198	261									

63 Ineichen, CHE / Engelhart, DEU — **theoretical besttime: 1:40.214**

1	1:46.835	26.348	157	47.695	189	32.792	201	265	17	1:41.913	22.502	159	46.586	190	32.825	202	265
2	1:41.690	22.630	160	46.759	189	32.301	201	262	18	1:41.556	22.546	158	46.528	190	32.482	201	265
3	1:40.640	22.210	159	46.266	190	32.164	202	262	19	1:46.097	22.506	159	46.515	191	37.076		266
4	**1:40.395**	22.183	160	**46.112**	190	**32.100**	202	263	20	2:42.184	1:22.309	158	47.002	187	32.873	199	263
5	1:40.567	**22.002**	158	46.299	**192**	32.266	201	263	21	1:43.633	23.207	158	47.221	189	33.205	200	266
6	1:40.701	22.130	159	46.302	190	32.269	**203**	264	22	3:12.609	26.924	110	1:22.512	95	1:23.173	8	117
7	1:41.127	22.219	160	46.412	191	32.496	200	264	23	39:26.475	37:36.949	122	1:03.093	166	46.433	200	158
8	1:41.272	22.181	159	46.557	190	32.534	201	266	24	1:45.167	23.226	149	48.696	183	33.245	201	265
9	1:41.556	22.346	160	46.723	191	32.487	201	**268**	25	1:42.567	22.822	156	47.003	188	32.742	202	266
10	1:41.502	22.333	158	46.676	191	32.493	200	266	26	1:42.124	22.670	158	46.683	191	32.771	200	266
11	1:41.366	22.361	160	46.444	191	32.561	202	267	27	1:42.267	22.597	160	46.918	189	32.752	200	267
12	1:41.290	22.301	159	46.443	190	32.546	201	265	28	1:42.349	22.673	159	46.741	189	32.935	200	267
13	1:42.277	22.383	160	47.312	190	32.582	202	266	29	1:42.401	22.745	160	46.875	188	32.781	201	267
14	1:41.922	22.510	158	46.787	190	32.625	202	267	30	1:42.119	22.590	160	46.643	189	32.886	199	267
15	1:41.831	22.385	160	46.744	190	32.702	200	264	31	1:42.473	22.648	160	46.783	187	33.042	200	267
16	1:41.749	22.474	160	46.506	189	32.769	201	265									

CERTINA
SWISS WATCHES

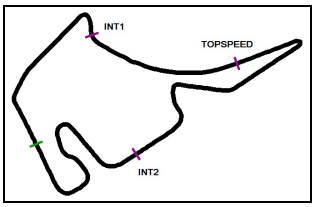

Hockenheimring, Length: 4574m
Air temperature: 19.05°C
Track temperature: 24.83°C
Weather condition: Dry

ADAC GT Masters

Sector List Race 2

Provisional

DMSB Reg. Nr.: 289/16

Sunday, October 02, 2016 13:08:00

66 Lindholm, DEU / Gies, DEU

theoretical besttime:

Lap	Time	SE1	SP1	SE2	SP2	SE3	SP3	TSP
1	2:39.940	30.331	**141**	**50.511**		1:19.098		**258**

69 Assenheimer, DEU / Schwager, DEU

theoretical besttime: 1:41.545

Lap	Time	SE1	SP1	SE2	SP2	SE3	SP3	TSP
1	1:52.734	30.429	147	48.496	187	33.809	201	262
2	1:42.458	22.813	160	46.857	191	32.788	203	263
3	1:41.937	22.596	156	46.710	187	32.631	**204**	262
4	1:41.982	22.450	160	46.814	192	32.718	203	262
5	1:42.037	22.596	160	46.673	191	32.768	203	258
6	1:42.087	**22.406**	**162**	47.090	190	**32.591**	202	266
7	1:42.521	22.563	160	47.336	191	32.622	202	265
8	**1:41.857**	22.495	159	46.716	**192**	32.646	202	265
9	1:42.366	22.617	158	46.857	190	32.892	202	264
10	1:43.826	22.979	159	48.074	190	32.773	203	264
11	1:42.415	22.742	156	46.930	190	32.743	202	265
12	1:42.215	22.512	160	46.839	192	32.864	203	**270**
13	1:43.168	23.062	160	47.161	191	32.945	202	262
14	1:42.163	22.612	158	46.829	191	32.722	203	265
15	1:42.622	22.748	161	47.070	190	32.804	202	264
16	1:43.086	22.655	158	47.184	192	33.247	201	266
17	1:47.093	22.636	159	47.068	190	37.389		264
18	2:43.861	1:23.014	156	47.496	188	33.351	200	262
19	1:42.977	23.159	159	46.953	190	32.865	203	262
20	1:42.605	22.791	159	46.831	187	32.983	202	264
21	1:44.611	23.013	154	48.086	188	33.512	202	263
22	39:51.150	23.381	161	1:02.008	104	38:25.761	55	261
23	2:21.921	34.558	135	1:03.609	114	43.754	200	205
24	1:44.505	23.405	161	47.675	189	33.425	203	268
25	1:43.376	22.842	162	47.191	190	33.343	202	266
26	1:42.119	22.781	161	46.673	190	32.665	203	267
27	1:42.042	22.549	160	46.582	191	32.911	202	264
28	1:41.908	22.480	162	**46.548**	**187**	32.880	202	266
29	1:42.211	22.673	161	46.758	189	32.780	204	266
30	1:42.375	22.892	162	46.640	192	32.843	203	267
31	1:42.407	22.604	158	46.746	188	33.057	201	265

77 Gounon, FRA / Keilwitz, DEU

theoretical besttime: 1:40.341

Lap	Time	SE1	SP1	SE2	SP2	SE3	SP3	TSP
1	1:47.203	27.212	148	47.184	191	32.807	203	258
2	1:41.802	22.643	**164**	46.912	192	32.247	203	262
3	1:40.899	22.434	162	46.171	193	32.294	202	264
4	1:40.602	**22.144**	163	46.327	192	32.131	204	262
5	1:40.597	22.230	163	46.257	**193**	**32.110**	204	262
6	**1:40.510**	22.265	162	**46.087**	193	32.158	204	264
7	1:40.763	22.258	163	46.313	192	32.192	**205**	264
8	1:41.132	22.251	163	46.371	191	32.510	204	266
9	1:41.643	22.326	163	46.747	190	32.570	204	**270**
10	1:41.418	22.339	162	46.705	191	32.374	205	267
11	1:41.323	22.361	163	46.560	188	32.402	205	267
12	1:41.311	22.526	163	46.477	191	32.308	204	268
13	1:42.334	22.410	162	47.116	191	32.808	203	270
14	1:41.901	22.479	163	46.721	193	32.701	204	270
15	1:45.935	22.446	162	46.761	192	36.728		267
16	2:43.539	1:23.911	160	47.037	188	32.591	202	262
17	1:41.598	22.434	160	46.697	190	32.467	201	262
18	1:41.506	22.399	160	46.561	188	32.546	201	262
19	1:41.343	22.393	160	46.547	191	32.403	202	262
20	1:41.930	22.604	161	46.604	190	32.722	201	264
21		22.677	160					267

99 Renauer, DEU / Ragginger, AUT

theoretical besttime: 1:40.605

Lap	Time	SE1	SP1	SE2	SP2	SE3	SP3	TSP
1	1:44.810	25.457	156	46.765	190	32.588	200	260
2	1:41.365	22.511	159	46.512	191	32.342	203	261
3	1:40.825	22.402	161	46.263	191	**32.160**	203	261
4	**1:40.720**	**22.284**	160	**46.161**	191	32.275	201	261
5	1:41.015	22.334	161	46.367	190	32.314	202	262
6	1:40.831	22.285	160	46.215	**192**	32.331	202	261
7	1:41.160	22.429	161	46.373	190	32.358	201	262
8	1:41.272	22.410	160	46.491	190	32.371	201	262
9	1:41.543	22.386	160	46.606	188	32.551	201	263
10	1:41.268	22.378	160	46.440	190	32.450	**203**	264
11	1:41.305	22.359	160	46.418	191	32.528	201	264
12	1:41.396	22.447	160	46.399	189	32.550	201	264
13	1:41.462	22.529	159	46.428	191	32.505	202	262
14	1:41.525	22.652	160	46.474	191	32.399	202	265
15	1:41.566	22.573	160	46.443	191	32.550	201	262
16	1:41.461	22.417	159	46.456	190	32.588	201	263
17	1:46.582	22.459	160	46.710	190	37.413		264
18	2:42.066	1:22.778	159	46.845	190	32.443	202	263
19	1:42.219	22.730	161	46.782	190	32.707	202	264
20	1:42.949	23.059	160	47.163	190	32.727	201	**266**
21	1:43.171	22.893	161	46.856	189	33.422	198	265
22	3:11.053	27.790	101	1:22.452	102	1:20.811	8	128
23	39:29.028	37:39.304	126	1:03.484	153	46.240	201	174
24	1:41.658	22.583	159	46.732	191	32.343	203	263
25	1:41.221	22.444	162	46.368	191	32.409	202	263
26	1:41.733	22.499	160	46.640	190	32.594	202	263
27	1:41.712	22.562	161	46.432	191	32.718	202	264
28	1:41.639	22.537	160	46.530	190	32.572	201	264
29	1:41.662	22.637	162	46.419	190	32.606	201	265
30	1:41.375	22.492	161	46.321	191	32.562	201	264
31	1:42.511	22.598	161	46.604	190	33.309	199	264

CERTINA
SWISS WATCHES