

Circuito de Catalunya
Winter Series Barcelona
Free practice - 3

Results

17/02/2017

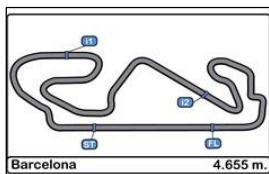
Ord.	Nº	Entrant / Team	Nat.	Driver	Nat.	St.	Driver 2	Nat.	St.	Vehicle	Cat.	Cla.	Laps	Best	Time	Gap	Interval	Km/h
1	4	RACE	ESP	Jesse Kronh			Marcio Basso			BMW M6 GT3			23	2	1'46.072			157.987
2	5	SF Racing	CHN	Fu Songyang	CHN	Bronze	Andrea Caldarelli	ITA	Gold	Ferrari 488 GT3	PROAM	1º	21	20	1'46.379	0"307	0"307	157.531
3	10	Jordan Racing	GBR	Jordan Witt	GBR		David Witt	GBR		Bentley GT3			18	16	1'47.333	1"261	0"954	156.131
4	8	AF Corse	ITA	Piergiuseppe Perazzini	ITA	Bronze	Marco Cioci	ITA	Gold	Ferrari 488 GT3	PROAM	2º	20	19	1'47.869	1"797	0"536	155.355
5	555	FFF Racing Team by ACM	CHN	Hiroshi Hamaguchi	JPN	Bronze	Vitantonio Liuzzi	ITA	Platinum	Lamborghini Huracan GT3	PROAM	3º	20	19	1'48.044	1"972	0"175	155.103
6	23	Stile F Squadra Corse	SMR	Jonathan Hui	HKG	Bronze				Ferrari 458 GT3	AM	1º	20	12	1'48.179	2"107	0"135	154.910
7	11	Raton Racing	ITA	Edoardo Liberati	ITA	Silver	Link Kang	CHN	Silver	Lamborghini Huracan GT3	PRO	1º	21	19	1'48.743	2"671	0"564	154.106
8	103	RACE	ESP	Victor Bouverg			Jesse Kronh			BMW M6 GT3			22	2	1'51.043	4"971	2"300	150.915
9	12	Kessel Racing	CHE	Deborah Mayer	FRA	Bronze				Ferrari 458 GT3	AM	2º	13	12	1'51.493	5"421	0"450	150.305
10	43	PRO GT by Philippe Almeras	FRA	Philip Morin	SWE					Porsche 991 GT3 Cup			10	3	1'52.491	6"419	0"998	148.972
11	14	Kessel Racing	CHE	Claudio Schiavoni	ITA	Bronze				Ferrari 458 GT3	AM	3º	21	16	1'53.734	7"662	1"243	147.344
12	46	FF Corse	GBR	Bonany Grimes	GBR	Bronze	Johnny Mowlem	GBR	Gold	Ferrari 458 Challenge			18	14	1'56.402	10"330	2"668	143.967
13	25	FF Corse	GBR	Ivor Dunbar	GBR	Bronze	Johnny Mowlem	GBR	Gold	Ferrari 488 GT3	PROAM	4º	21	16	1'57.989	11"917	1"587	142.030
14	15	Kessel Racing	CHE	Peter Goerke	CHE	Bronze				Ferrari 458 Challenge			14	13	1'59.400	13"328	1"411	140.352
15	77	Stile F Squadra Corse	SMR	Jonathan Hui	RUS	Bronze				Ferrari 458 GT3	AM	4º	7	5	1'59.755	13"683	0"355	139.936
16	89	Spirit of Race	CHE	Peter Heh	SGP		Nicola Caldani	ITA		Ferrari 458 Challenge			14	6	2'04.833	18"761	5"078	134.243

Published at:.....

Track Status **DRY**

Stewards: 	Race Director: 	Timekeeper: 
----------------------	---------------------------	---



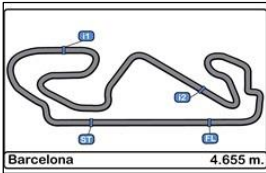


Circuit de Catalunya
Winter Series Barcelona
Free practice - 3

LAP ANALYSIS

17/02/2017

Number	4			5			8			10			11		
Lap	Lap Time	Partial	Speed	Lap Time	Partial	Speed	Lap Time	Partial	Speed	Lap Time	Partial	Speed	Lap Time	Partial	Speed
1ª - 1	0'30.188	0'30.188	259.616	0'32.406	0'32.406	254.118	0'31.881	0'31.881	260.241	0'31.742	0'31.742	255.925	0'31.465	0'31.465	261.502
1ª - 2	1'10.924	0'40.736		1'16.299	0'43.893		1'14.896	0'43.015		1'14.884	0'43.142		1'13.654	0'42.189	
1ª - 3	1'46.072	0'35.148		1'54.884	0'38.585		1'52.428	0'37.532		1'51.811	0'36.927		1'49.880	0'36.226	
2ª - 1	0'30.330	0'30.330	260.241	0'32.252	0'32.252	256.533	0'32.004	0'32.004	258.374	0'31.486	0'31.486	257.757	0'31.221	0'31.221	264.059
2ª - 2	1'11.332	0'41.002		1'16.090	0'43.838		1'15.301	0'43.297		1'14.239	0'42.753		1'15.337	0'44.116	
2ª - 3	1'52.935	0'41.603	PIT	1'54.620	0'38.530		2'10.083	0'54.782	PIT	1'50.874	0'36.635		1'54.348	0'39.011	
3ª - 1	3'37.616	3'37.616	180.905	0'32.369	0'32.369	255.925	5'11.321	5'11.321	177.925	0'32.096	0'32.096	258.374	0'31.374	0'31.374	262.774
3ª - 2	4'19.354	0'41.738		1'15.745	0'43.376		5'55.995	0'44.674		1'17.192	0'45.096		1'15.104	0'43.730	
3ª - 3	4'55.476	0'36.122		1'53.825	0'38.080		6'33.081	0'37.086		1'55.491	0'38.299		1'52.083	0'36.979	
4ª - 1	0'30.444	0'30.444	260.870	0'32.699	0'32.699	252.928	0'31.718	0'31.718	256.533	0'32.362	0'32.362	257.757	0'31.109	0'31.109	263.415
4ª - 2	1'11.613	0'41.169		1'16.292	0'43.593		1'14.149	0'42.431		1'15.123	0'42.761		1'13.018	0'41.909	
4ª - 3	1'47.442	0'35.829		1'54.981	0'38.689		1'51.379	0'37.230		1'51.551	0'36.428		1'49.264	0'36.246	
5ª - 1	0'32.384	0'32.384	262.136	0'32.861	0'32.861	256.533	0'31.511	0'31.511	257.143	0'31.303	0'31.303	257.757	0'31.010	0'31.010	264.059
5ª - 2	1'14.275	0'41.891		1'19.019	0'46.158		1'14.479	0'42.968		1'13.792	0'42.489		1'12.940	0'41.930	
5ª - 3	1'58.226	0'43.951	PIT	1'56.950	0'37.931		1'51.650	0'37.171		1'50.360	0'36.568		1'58.908	0'45.968	PIT
6ª - 1	4'56.943	4'56.943	178.513	0'32.232	0'32.232	255.925	0'31.804	0'31.804	257.143	0'31.393	0'31.393	256.533	8'01.898	8'01.898	146.939
6ª - 2	5'40.424	0'43.481		1'15.531	0'43.299		1'14.282	0'42.478		1'14.943	0'43.550		8'44.192	0'42.294	
6ª - 3	6'19.733	0'39.309		1'54.342	0'38.811		1'52.093	0'37.811		2'07.113	0'52.170	PIT	9'20.688	0'36.496	
7ª - 1	0'32.250	0'32.250	255.320	0'32.198	0'32.198	257.143	0'32.038	0'32.038	258.374	12'11.549	12'11.549	178.513	0'31.118	0'31.118	263.415
7ª - 2	1'15.029	0'42.779		1'15.510	0'43.312		1'14.640	0'42.602		12'55.904	0'44.355		1'12.976	0'41.858	
7ª - 3	1'52.005	0'36.976		1'53.803	0'38.293		1'51.378	0'36.738		13'33.644	0'37.740		1'49.917	0'36.941	
8ª - 1	0'31.558	0'31.558	257.757	0'31.888	0'31.888	257.143	0'31.374	0'31.374	260.870	0'31.788	0'31.788	254.717	0'31.496	0'31.496	262.774
8ª - 2	1'14.235	0'42.677		1'14.719	0'42.831		1'13.987	0'42.613		1'15.224	0'43.436		1'13.270	0'41.774	
8ª - 3	1'50.996	0'36.761		1'52.707	0'37.988		2'20.482	1'06.495	PIT	1'51.879	0'36.655		1'49.341	0'36.071	
9ª - 1	0'31.286	0'31.286	256.533	0'31.670	0'31.670	257.757	4'51.749	4'51.749	163.885	0'31.324	0'31.324	257.143	0'30.971	0'30.971	263.415
9ª - 2	1'13.886	0'42.600		1'14.542	0'42.872		5'40.555	0'48.806		1'13.955	0'42.631		1'12.748	0'41.777	
9ª - 3	1'50.557	0'36.671		1'52.546	0'38.004		6'17.637	0'37.082		1'51.833	0'37.878		1'48.816	0'36.068	
10ª - 1	0'31.357	0'31.357	258.374	0'31.896	0'31.896	257.757	0'31.633	0'31.633	256.533	0'34.072	0'34.072	219.960	0'30.993	0'30.993	264.059
10ª - 2	1'13.402	0'42.045		1'15.091	0'43.195		1'14.006	0'42.373		1'19.260	0'45.188		1'12.881	0'41.888	
10ª - 3	1'49.867	0'36.465		1'52.680	0'37.589		1'50.708	0'36.702		2'07.988	0'48.728	PIT	1'56.851	0'43.970	PIT
11ª - 1	0'31.028	0'31.028	260.241	0'31.759	0'31.759	257.757	0'31.547	0'31.547	258.993	4'22.284	4'22.284	181.209	4'22.514	4'22.514	152.759
11ª - 2	1'12.852	0'41.824		1'14.484	0'42.725		1'13.959	0'42.412		5'22.495	1'00.211		5'05.454	0'42.940	
11ª - 3	1'49.837	0'36.985		1'52.150	0'37.666		1'50.547	0'36.588		6'20.511	0'58.016	PIT	5'42.494	0'37.040	
12ª - 1	0'31.343	0'31.343	259.616	0'34.163	0'34.163	256.533	0'31.644	0'31.644	258.993	3'48.158	3'48.158	179.105	0'31.708	0'31.708	263.415
12ª - 2	1'13.806	0'42.463		1'19.401	0'45.238		1'14.465	0'42.821		4'31.346	0'43.188		1'13.743	0'42.035	
12ª - 3	1'59.303	0'45.497	PIT	2'06.147	0'46.746	PIT	2'00.117	0'45.652	PIT	5'07.502	0'36.156		1'59.901	0'46.158	PIT
13ª - 1	3'45.097	3'45.097	177.632	3'45.472	3'45.472	183.674	6'01.553	6'01.553	180.301	0'30.930	0'30.930	254.717	5'50.250	5'50.250	176.760
13ª - 2	4'28.285	0'43.188		4'32.519	0'47.047		6'44.631	0'43.078		1'12.528	0'41.598		6'33.175	0'42.925	
13ª - 3	5'06.354	0'38.069		5'08.661	0'36.142		7'21.297	0'36.666		1'48.526	0'35.998		7'10.388	0'37.213	
14ª - 1	0'32.370	0'32.370	255.925	0'37.169	0'37.169	261.502	0'31.158	0'31.158	259.616	0'30.769	0'30.769	256.533	0'31.318	0'31.318	263.415
14ª - 2	1'15.309	0'42.939		1'31.448	0'54.279		1'12.622	0'41.464		1'12.170	0'41.401		1'13.723	0'42.405	
14ª - 3	2'00.577	0'45.268	PIT	2'35.392	1'03.944	PIT	1'48.644	0'36.022		1'47.719	0'35.549		1'50.626	0'36.903	
15ª - 1	5'22.314	5'22.314	178.808	3'49.958	3'49.958	181.513	0'30.918	0'30.918	260.870	0'30.613	0'30.613	257.757	0'32.424	0'32.424	265.357
15ª - 2	6'05.838	0'43.524		4'33.925	0'43.967		1'12.458	0'41.540		1'11.920	0'41.307		1'15.168	0'42.744	
15ª - 3	6'43.357	0'37.519		5'09.827	0'35.902		1'48.801	0'36.343		1'47.333	0'35.413		1'52.882	0'37.714	
16ª - 1	0'32.359	0'32.359	254.118	0'30.615	0'30.615	259.616	0'30.902	0'30.902	260.241	0'30.589	0'30.589	257.757	0'31.441	0'31.441	263.415
16ª - 2	1'14.720	0'42.361		1'11.801	0'41.186		1'13.114	0'42.212		1'12.034	0'41.445		1'13.507	0'42.066	
16ª - 3	1'51.429	0'36.709		1'47.443	0'35.642		1'55.152	0'42.038	PIT	1'47.952	0'35.918		1'50.077	0'36.570	
17ª - 1	0'31.054	0'31.054	258.993	0'30.450	0'30.450	260.870	2'14.604	2'14.604	186.529	0'33.929	0'33.929	206.501	0'31.416	0'31.416	264.059
17ª - 2	1'13.084	0'42.030		1'11.224	0'40.774		2'56.129	0'41.525		1'17.776	0'43.847		1'13.354	0'41.938	
17ª - 3	1'49.714	0'36.630		1'53.274	0'42.050	PIT	3'32.127	0'35.998		2'06.329	0'48.553	PIT	1'49.921	0'36.567	
18ª - 1	0'31.001	0'31.001	260.241	1'34.556	1'34.556	185.887	0'30.733	0'30.733	261.502				0'31.071	0'31.071	264.706
18ª - 2	1'13.029	0'42.028		2'17.059	0'42.503		1'11.926	0'41.193					1'12.966	0'41.895	
18ª - 3	1'49.502	0'36.473		2'53.434	0'36.375		1'47.869	0'35.943					1'48.743	0'35.777	
19ª - 1	0'30.894	0'30.894	261.502	0'30.345	0'30.345	261.502	0'30.937	0'30.937	259.616				0'31.577	0'31.577	262.136
19ª - 2	1'13.259	0'42.365		1'11.123	0'40.778		1'15.392	0'44.455					1'15.749	0'44.172	
19ª - 3	1'49.834	0'36.575		1'46.379	0'35.256		2'12.638	0'57.246	PIT				1'52.754	0'37.005	
20ª - 1	0'31.110	0'31.110	261.502	0'30.473	0'30.473	261.502							0'31.100	0'31.100	264.059
20ª - 2	1'13.484	0'42.374		1'12.027	0'41.554								1'13.223	0'42.123	
20ª - 3	1'49.917	0'36.433		1'56.643	0'44.616	PIT							1'56.241	0'43.018	PIT
21ª - 1	0'31.028	0'31.028	259.616												
21ª - 2	1'13.134	0'42.106													
21ª - 3	1'49.788	0'36.654													



Circuito de Catalunya
Winter Series Barcelona
Free practice - 3

LAP ANALYSIS

17/02/2017

Number	4			5			8			10			11		
Lap	Lap Time	Partial	Speed	Lap Time	Partial	Speed	Lap Time	Partial	Speed	Lap Time	Partial	Speed	Lap Time	Partial	Speed
22 ^a - 1	0'31.097	0'31.097	259.616												
22 ^a - 2	1'13.184	0'42.087													
22 ^a - 3	1'59.103	0'45.919	PIT												

Ideal Lap	
0'30.188	0'30.188
1'10.924	0'40.736
1'46.072	0'35.148

Ideal Lap	
0'30.345	0'30.345
1'11.119	0'40.774
1'46.375	0'35.256

Ideal Lap	
0'30.733	0'30.733
1'11.926	0'41.193
1'47.869	0'35.943

Ideal Lap	
0'30.589	0'30.589
1'11.896	0'41.307
1'47.309	0'35.413

Ideal Lap	
0'30.971	0'30.971
1'12.745	0'41.774
1'48.522	0'35.777

Ideal Best Lap	
0'30.188	0'30.188
1'10.924	0'40.736
1'46.072	0'35.148

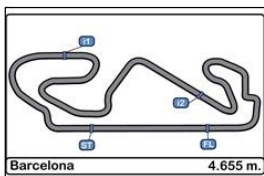


Circuito de Catalunya
Winter Series Barcelona
Free practice - 3

LAP ANALYSIS

17/02/2017

Number	12			14			15			23			25		
	Lap	Lap Time	Partial	Speed	Lap Time	Partial	Speed	Lap Time	Partial	Speed	Lap Time	Partial	Speed	Lap Time	Partial
1ª - 1	0'34.163	0'34.163	252.337	0'32.119	0'32.119	256.533	0'35.967	0'35.967	257.143	0'34.168	0'34.168	259.616	0'34.634	0'34.634	254.118
1ª - 2	1'22.543	0'48.380		1'16.755	0'44.636		1'23.488	0'47.521		1'19.140	0'44.972		1'22.189	0'47.555	
1ª - 3	2'03.762	0'41.219		1'55.132	0'38.377		2'21.472	0'57.984	PIT	1'57.814	0'38.674		2'01.960	0'39.771	
2ª - 1	0'33.789	0'33.789	254.717	0'34.246	0'34.246	254.717	2'36.817	2'36.817	162.651	0'32.046	0'32.046	263.415	0'34.029	0'34.029	257.143
2ª - 2	1'19.561	0'45.772		1'18.991	0'44.745		3'24.115	0'47.298		1'15.483	0'43.437		1'21.784	0'47.755	
2ª - 3	2'01.243	0'41.682		1'57.488	0'38.497		4'05.440	0'41.325		1'52.990	0'37.507		2'02.041	0'40.257	
3ª - 1	0'33.820	0'33.820	255.320	0'32.093	0'32.093	256.533	0'35.038	0'35.038	258.993	0'31.892	0'31.892	265.357	0'33.982	0'33.982	256.533
3ª - 2	1'20.178	0'46.358		1'16.451	0'44.358		1'22.140	0'47.102		1'17.572	0'45.680		1'19.268	0'45.286	
3ª - 3	2'01.098	0'40.920		1'55.079	0'38.628		2'02.570	0'40.430		1'56.342	0'38.770		1'59.218	0'39.950	
4ª - 1	0'33.773	0'33.773	252.928	0'33.936	0'33.936	256.533	0'34.000	0'34.000	258.374	0'31.454	0'31.454	262.774	0'33.480	0'33.480	256.533
4ª - 2	1'20.462	0'46.689		1'18.516	0'44.580		1'19.819	0'45.819		1'14.371	0'42.917		1'19.002	0'45.522	
4ª - 3	2'00.937	0'40.475		1'57.587	0'39.071		1'59.797	0'39.978		1'52.255	0'37.884		1'58.773	0'39.771	
5ª - 1	0'33.738	0'33.738	252.928	0'33.122	0'33.122	253.522	0'34.408	0'34.408	260.241	0'31.843	0'31.843	262.774	0'33.999	0'33.999	256.533
5ª - 2	1'18.965	0'45.227		1'19.133	0'46.011		1'20.117	0'45.709		1'14.619	0'42.776		1'21.457	0'47.458	
5ª - 3	1'59.037	0'40.072		2'15.237	0'56.104	PIT	2'00.007	0'39.890		1'52.201	0'37.582		2'01.448	0'39.991	
6ª - 1	0'33.701	0'33.701	254.118				0'34.015	0'34.015	260.241	0'32.888	0'32.888	245.455	0'34.370	0'34.370	254.717
6ª - 2	1'18.982	0'45.281					1'20.092	0'46.077		1'18.799	0'45.911		1'20.854	0'46.484	
6ª - 3	1'58.834	0'39.852		2'03.564	2'03.564	PIT	2'18.294	0'58.202	PIT	2'07.391	0'48.592	PIT	2'03.013	0'42.159	
7ª - 1	0'33.844	0'33.844	253.522				4'07.016	4'07.016	146.342	5'43.923	5'43.923	173.355	0'34.106	0'34.106	256.533
7ª - 2	1'22.185	0'48.341					4'53.956	0'46.940		6'31.635	0'47.712		1'21.840	0'47.734	
7ª - 3	2'27.069	1'04.884	PIT	8'53.522	8'53.522	PIT	5'33.848	0'39.892		7'14.648	0'43.013		2'01.643	0'39.803	
8ª - 1	24'15.341	24'15.341	161.677	1'12.980	1'12.980	172.524	0'34.240	0'34.240	262.774	0'31.170	0'31.170	264.059	0'33.859	0'33.859	257.143
8ª - 2	25'02.348	0'47.007		1'58.645	0'45.665		1'20.097	0'45.857		1'12.939	0'41.769		1'19.073	0'45.214	
8ª - 3	25'42.149	0'39.801		2'37.295	0'38.650		1'59.635	0'39.538		1'49.262	0'36.323		1'58.525	0'39.452	
9ª - 1	0'32.180	0'32.180	254.717	0'32.302	0'32.302	255.925	0'33.629	0'33.629	261.502	0'31.647	0'31.647	266.010	0'33.794	0'33.794	256.533
9ª - 2	1'15.961	0'43.781		1'16.426	0'44.124		1'18.978	0'45.349		1'16.727	0'45.080		1'18.754	0'44.960	
9ª - 3	1'53.477	0'37.516		1'54.743	0'38.317		1'59.842	0'40.864		1'54.822	0'38.095		1'58.128	0'39.374	
10ª - 1	0'31.627	0'31.627	257.757	0'32.355	0'32.355	255.320	0'35.746	0'35.746	263.415	0'30.997	0'30.997	266.010	0'33.605	0'33.605	257.757
10ª - 2	1'14.960	0'43.333		1'16.213	0'43.858		1'22.125	0'46.379		1'12.515	0'41.518		1'19.078	0'45.473	
10ª - 3	1'52.194	0'37.234		1'54.146	0'37.933		2'02.514	0'40.389		1'48.862	0'36.347		2'09.794	0'50.716	PIT
11ª - 1	0'31.529	0'31.529	258.993	0'32.122	0'32.122	256.533	0'34.144	0'34.144	263.415	0'30.871	0'30.871	266.010	2'52.868	2'52.868	158.591
11ª - 2	1'14.489	0'42.960		1'16.325	0'44.203		1'19.684	0'45.540		1'12.205	0'41.334		3'40.429	0'47.561	
11ª - 3	1'51.493	0'37.004		1'54.431	0'38.106		1'59.489	0'39.805		1'48.179	0'35.974		4'20.514	0'40.085	
12ª - 1	0'31.621	0'31.621	260.241	0'32.517	0'32.517	256.533	0'33.907	0'33.907	263.415	0'30.756	0'30.756	265.357	0'34.360	0'34.360	258.374
12ª - 2	1'14.880	0'43.259		1'16.515	0'43.998		1'19.501	0'45.594		1'12.091	0'41.335		1'19.221	0'44.861	
12ª - 3	2'05.463	0'50.583	PIT	1'55.276	0'38.761		1'59.400	0'39.899		1'48.286	0'36.195		1'58.613	0'39.392	
13ª - 1				0'38.711	0'38.711	198.896	0'39.997	0'39.997	237.363	0'31.513	0'31.513	266.667	0'33.593	0'33.593	258.993
13ª - 2				1'26.868	0'48.157		1'33.601	0'53.604		1'13.259	0'41.746		1'18.500	0'44.907	
13ª - 3				2'32.092	1'05.224	PIT	2'36.888	1'03.287	PIT	1'59.911	0'46.652	PIT	1'58.476	0'39.976	
14ª - 1				4'50.387	4'50.387	173.355				11'27.713	11'27.713	144.579	0'33.270	0'33.270	257.143
14ª - 2				5'34.259	0'43.872					12'12.624	0'44.911		1'18.928	0'45.658	
14ª - 3				6'13.809	0'39.550					12'51.517	0'38.893		1'58.832	0'39.904	
15ª - 1				0'32.304	0'32.304	256.533				0'31.813	0'31.813	261.502	0'33.478	0'33.478	257.143
15ª - 2				1'15.817	0'43.513					1'14.842	0'43.029		1'18.490	0'45.012	
15ª - 3				1'53.734	0'37.917					1'51.996	0'37.154		1'57.989	0'39.499	
16ª - 1				0'32.236	0'32.236	257.143				0'31.733	0'31.733	263.415	0'38.182	0'38.182	205.324
16ª - 2				1'15.819	0'43.583					1'14.259	0'42.526		1'36.710	0'58.528	
16ª - 3				1'54.119	0'38.300					1'51.974	0'37.715		2'36.202	0'59.492	PIT
17ª - 1				0'32.199	0'32.199	257.143				0'31.537	0'31.537	264.706	4'08.922	4'08.922	154.507
17ª - 2				1'15.920	0'43.721					1'14.358	0'42.821		4'54.480	0'45.558	
17ª - 3				1'53.983	0'38.063					1'51.866	0'37.508		5'34.752	0'40.272	
18ª - 1				0'32.105	0'32.105	258.374				0'31.745	0'31.745	265.357	0'34.250	0'34.250	256.533
18ª - 2				1'15.766	0'43.661					1'14.656	0'42.911		1'19.848	0'45.598	
18ª - 3				1'54.847	0'39.081					1'51.798	0'37.142		1'59.630	0'39.782	
19ª - 1				0'32.477	0'32.477	257.143				0'31.200	0'31.200	265.357	0'33.989	0'33.989	257.143
19ª - 2				1'16.099	0'43.622					1'17.719	0'46.519		1'19.458	0'45.469	
19ª - 3				1'54.287	0'38.188					2'08.109	0'50.390	PIT	2'00.187	0'40.729	
20ª - 1				0'33.833	0'33.833	257.757							0'34.145	0'34.145	256.533
20ª - 2				1'18.980	0'45.147								1'22.139	0'47.994	
20ª - 3				2'16.746	0'57.766	PIT							2'11.669	0'49.530	PIT
21ª - 1															
21ª - 2															
21ª - 3															



Circuito de Catalunya
Winter Series Barcelona
Free practice - 3

LAP ANALYSIS

17/02/2017

Number	12			14			15			23			25		
Lap	Lap Time	Partial	Speed	Lap Time	Partial	Speed	Lap Time	Partial	Speed	Lap Time	Partial	Speed	Lap Time	Partial	Speed
22 ^a - 1															
22 ^a - 2															
22 ^a - 3															

Ideal Lap	
0'31.529	0'31.529
1'14.489	0'42.960
1'51.493	0'37.004

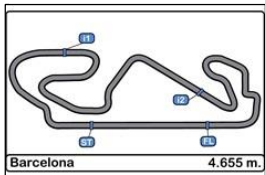
Ideal Lap	
0'32.093	0'32.093
1'15.606	0'43.513
1'53.523	0'37.917

Ideal Lap	
0'33.629	0'33.629
1'18.978	0'45.349
1'58.516	0'39.538

Ideal Lap	
0'30.756	0'30.756
1'12.090	0'41.334
1'48.064	0'35.974

Ideal Lap	
0'33.270	0'33.270
1'18.131	0'44.861
1'57.505	0'39.374

Ideal Best Lap	
0'30.188	0'30.188
1'10.924	0'40.736
1'46.072	0'35.148

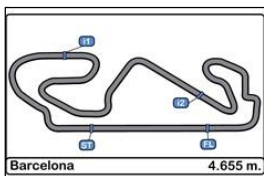


Circuito de Catalunya
Winter Series Barcelona
Free practice - 3

LAP ANALYSIS

17/02/2017

Number	43			46			77			89			103			
	Lap	Lap Time	Partial	Speed	Lap Time	Partial	Speed	Lap Time	Partial	Speed	Lap Time	Partial	Speed	Lap Time	Partial	Speed
1ª - 1	0'32.883	0'32.883		254.118	0'34.045	0'34.045		251.163	40'53.536	40'53.536		177.632	0'36.384	0'36.384		254.717
1ª - 2	1'17.208	0'44.325			1'20.087	0'46.042			41'41.763	0'48.227			1'27.799	0'51.415		
1ª - 3	1'54.913	0'37.705			2'00.625	0'40.538			42'58.238	1'16.475			2'16.417	0'48.618		
2ª - 1	0'32.073	0'32.073		257.143	0'34.332	0'34.332		251.163	0'35.626	0'35.626		255.925	0'35.692	0'35.692		255.925
2ª - 2	1'15.159	0'43.086			1'20.513	0'46.181			1'25.258	0'49.632			1'26.195	0'50.503		
2ª - 3	1'52.491	0'37.332			1'59.668	0'39.155			2'06.613	0'41.355			2'09.100	0'42.905		
3ª - 1	0'32.025	0'32.025		257.757	0'33.866	0'33.866		250.581	0'34.789	0'34.789		252.337	0'35.982	0'35.982		255.925
3ª - 2	1'15.648	0'43.623			1'19.427	0'45.561			1'20.710	0'45.921			1'25.006	0'49.024		
3ª - 3	1'55.262	0'39.614			2'01.197	0'41.770			2'00.535	0'39.825			2'07.765	0'42.759		
4ª - 1	0'32.045	0'32.045		257.757	0'33.689	0'33.689		252.928	0'34.680	0'34.680		247.707	0'35.722	0'35.722		256.533
4ª - 2	1'15.869	0'43.824			1'20.957	0'47.268			1'20.387	0'45.707			1'24.450	0'48.728		
4ª - 3	2'04.345	0'48.476		PIT	2'02.130	0'41.173			1'59.755	0'39.368			2'06.288	0'41.838		
5ª - 1	6'14.745	6'14.745		177.340	0'33.849	0'33.849		251.163	0'34.123	0'34.123		250.581	0'35.193	0'35.193		256.533
5ª - 2	6'58.209	0'43.464			1'21.712	0'47.863			1'20.579	0'46.456			1'23.158	0'47.965		
5ª - 3	7'35.420	0'37.211			2'12.033	0'50.321		PIT	2'00.159	0'39.580			2'04.833	0'41.675		
6ª - 1	0'31.827	0'31.827		257.757	1'36.094	1'36.094		166.925	0'33.699	0'33.699		253.522	0'36.791	0'36.791		257.757
6ª - 2	1'14.934	0'43.107			2'23.134	0'47.040			1'21.047	0'47.348			1'25.138	0'48.347		
6ª - 3	1'52.641	0'37.707			3'02.491	0'39.357			2'16.636	0'55.589		PIT	2'06.070	0'40.932		PIT
7ª - 1	0'31.977	0'31.977		257.757	0'33.571	0'33.571		250.581					0'34.456	0'34.456		257.757
7ª - 2	1'15.437	0'43.460			1'18.556	0'44.985							1'24.498	0'50.042		
7ª - 3	1'52.504	0'37.067			1'57.576	0'39.020							2'34.884	1'10.386		PIT
8ª - 1	0'32.135	0'32.135		257.757	0'33.688	0'33.688		251.749					11'31.627	11'31.627		141.547
8ª - 2	1'15.401	0'43.266			1'18.557	0'44.869							12'23.262	0'51.635		
8ª - 3	1'52.663	0'37.262			1'57.338	0'38.781							13'06.351	0'43.089		
9ª - 1	4'55.674	4'55.674		258.374	0'33.718	0'33.718		250.581					0'35.735	0'35.735		254.717
9ª - 2	6'01.048	1'05.374			1'18.749	0'45.031							1'23.484	0'47.749		
9ª - 3	6'51.665	0'50.617		PIT	1'57.428	0'38.679							2'04.870	0'41.386		
10ª - 1					0'33.354	0'33.354		251.163					0'39.158	0'39.158		234.274
10ª - 2					1'18.187	0'44.833							1'43.363	1'04.205		
10ª - 3					1'56.735	0'38.548							2'50.763	1'07.400		PIT
11ª - 1					0'33.541	0'33.541		243.793					8'31.532	8'31.532		141.547
11ª - 2					1'18.751	0'45.210							9'19.753	0'48.221		
11ª - 3					1'57.425	0'38.674							10'06.604	0'46.851		
12ª - 1					0'33.623	0'33.623		252.928					0'35.511	0'35.511		256.533
12ª - 2					1'19.291	0'45.668							1'23.391	0'47.880		
12ª - 3					1'57.682	0'38.391							2'07.374	0'43.983		
13ª - 1					0'33.469	0'33.469		252.928					0'36.246	0'36.246		257.757
13ª - 2					1'18.212	0'44.743							1'24.016	0'47.770		
13ª - 3					1'56.402	0'38.190							2'50.691	1'26.675		PIT
14ª - 1					0'33.652	0'33.652		251.749								3'32.986
14ª - 2					1'18.346	0'44.694										4'19.324
14ª - 3					1'57.979	0'39.633										5'14.872
15ª - 1					0'33.380	0'33.380		251.163								6'15.041
15ª - 2					1'18.384	0'45.004										7'01.648
15ª - 3					1'57.409	0'39.025										7'42.414
16ª - 1					0'33.962	0'33.962		250.001								0'33.857
16ª - 2					1'19.310	0'45.348										1'18.651
16ª - 3					1'58.058	0'38.748										1'57.574
17ª - 1					0'33.779	0'33.779		252.928								0'33.773
17ª - 2					1'34.640	1'00.861										1'18.304
17ª - 3					2'43.209	1'08.569		PIT								1'57.259
18ª - 1																0'33.476
18ª - 2																1'18.002
18ª - 3																1'57.097
19ª - 1																0'33.283
19ª - 2																1'17.663
19ª - 3																1'56.404
20ª - 1																0'33.515
20ª - 2																1'18.178
20ª - 3																1'56.945
21ª - 1																0'34.073
21ª - 2																1'19.100
21ª - 3																2'12.344



Circuito de Catalunya
Winter Series Barcelona
Free practice - 3

LAP ANALYSIS

17/02/2017

Number	43			46			77			89			103		
Lap	Lap Time	Partial	Speed	Lap Time	Partial	Speed	Lap Time	Partial	Speed	Lap Time	Partial	Speed	Lap Time	Partial	Speed
22 ^a - 1															
22 ^a - 2															
22 ^a - 3															

Ideal Lap	
0'31.827	0'31.827
1'14.913	0'43.086
1'51.980	0'37.067

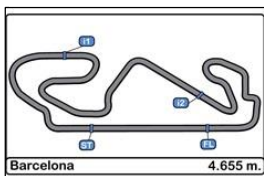
Ideal Lap	
0'33.354	0'33.354
1'18.048	0'44.694
1'56.238	0'38.190

Ideal Lap	
0'33.699	0'33.699
1'19.406	0'45.707
1'58.774	0'39.368

Ideal Lap	
0'34.456	0'34.456
1'22.205	0'47.749
2'03.137	0'40.932

Ideal Lap	
0'31.461	0'31.461
1'13.865	0'42.404
1'50.922	0'37.057

Ideal Best Lap	
0'30.188	0'30.188
1'10.924	0'40.736
1'46.072	0'35.148

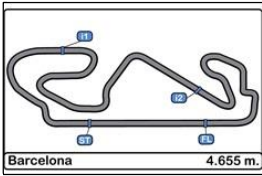


Circuito de Catalunya
Winter Series Barcelona
Free practice - 3

LAP ANALYSIS

17/02/2017

Number	555		
Lap	Lap Time	Partial	Speed
1ª - 1	0'31.817	0'31.817	260.241
1ª - 2	1'14.381	0'42.564	
1ª - 3	1'51.555	0'37.174	
2ª - 1	0'31.653	0'31.653	262.136
2ª - 2	1'13.825	0'42.172	
2ª - 3	1'53.981	0'40.156	
3ª - 1	0'31.488	0'31.488	262.774
3ª - 2	1'15.767	0'44.279	
3ª - 3	1'52.884	0'37.117	
4ª - 1	0'31.669	0'31.669	262.774
4ª - 2	1'14.808	0'43.139	
4ª - 3	1'52.645	0'37.837	
5ª - 1	0'31.752	0'31.752	260.870
5ª - 2	1'13.758	0'42.006	
5ª - 3	1'50.708	0'36.950	
6ª - 1	0'31.651	0'31.651	260.241
6ª - 2	1'13.907	0'42.256	
6ª - 3	1'50.938	0'37.031	
7ª - 1	0'31.522	0'31.522	258.993
7ª - 2	1'13.654	0'42.132	
7ª - 3	2'01.914	0'48.260	PIT
8ª - 1	5'00.387	5'00.387	174.475
8ª - 2	5'44.052	0'43.665	
8ª - 3	6'21.068	0'37.016	
9ª - 1	0'31.256	0'31.256	260.870
9ª - 2	1'12.918	0'41.662	
9ª - 3	1'49.645	0'36.727	
10ª - 1	0'31.059	0'31.059	262.136
10ª - 2	1'36.863	1'05.804	
10ª - 3	2'13.365	0'36.502	
11ª - 1	0'30.821	0'30.821	262.774
11ª - 2	1'12.311	0'41.490	
11ª - 3	1'48.546	0'36.235	
12ª - 1	0'31.226	0'31.226	262.774
12ª - 2	1'12.804	0'41.578	
12ª - 3	1'49.055	0'36.251	
13ª - 1	0'30.838	0'30.838	263.415
13ª - 2	1'12.268	0'41.430	
13ª - 3	1'48.657	0'36.389	
14ª - 1	0'31.289	0'31.289	261.502
14ª - 2	1'13.525	0'42.236	
14ª - 3	1'58.728	0'45.203	PIT
15ª - 1	12'50.331	12'50.331	174.475
15ª - 2	13'33.362	0'43.031	
15ª - 3	14'10.223	0'36.861	
16ª - 1	0'31.061	0'31.061	260.870
16ª - 2	1'13.080	0'42.019	
16ª - 3	1'49.183	0'36.103	
17ª - 1	0'31.027	0'31.027	262.136
17ª - 2	1'12.650	0'41.623	
17ª - 3	1'48.450	0'35.800	
18ª - 1	0'30.865	0'30.865	260.870
18ª - 2	1'12.230	0'41.365	
18ª - 3	1'48.044	0'35.814	
19ª - 1	0'30.727	0'30.727	262.136
19ª - 2	1'12.435	0'41.708	
19ª - 3	2'00.738	0'48.303	PIT
20ª - 1			
20ª - 2			
20ª - 3			
21ª - 1			
21ª - 2			
21ª - 3			



Circuito de Catalunya
Winter Series Barcelona
Free practice - 3

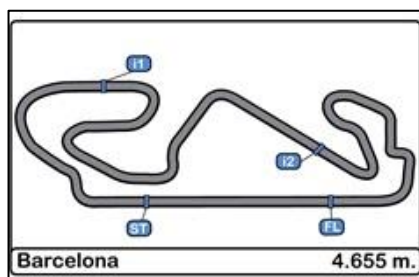
LAP ANALYSIS

17/02/2017

Number	555		
Lap	Lap Time	Partial	Speed
22 ^a - 1			
22 ^a - 2			
22 ^a - 3			

Ideal Lap	
0'30.727	0'30.727
1'12.092	0'41.365
1'47.892	0'35.800

Ideal Best Lap	
0'30.188	0'30.188
1'10.924	0'40.736
1'46.072	0'35.148

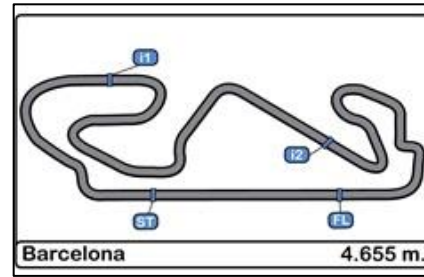


Circuito de Catalunya
Winter Series Barcelona
Free practice - 3

Best Sectors Results

17/02/2017

Sector - 1				Sector - 2				Sector - 3				Ideal Lap vs Best Lap					
Ord.	Nº	Driver	Time	Nº	Driver	Time	Nº	Driver	Time	Ord.	Nº	Driver	Ideal Lap	Best Lap	Ord.		
1	4	Kronh - Basso	30.188	4	Kronh - Basso	40.736	4	Kronh - Basso	35.148	1	4	Kronh - Basso	1'46.072	1'46.072	1		
2	5	Songyang - Caldarelli	30.345	5	Songyang - Caldarelli	40.774	5	Songyang - Caldarelli	35.256	2	5	Songyang - Caldarelli	1'46.375	1'46.379	2		
3	10	Witt - Witt	30.589	8	Perazzini - Cioci	41.193	10	Witt - Witt	35.413	3	10	Witt - Witt	1'47.309	1'47.333	3		
4	555	Hamaguchi - Liuzzi	30.727	10	Witt - Witt	41.307	11	Liberati - Kang	35.777	4	8	Perazzini - Cioci	1'47.869	1'47.869	4		
5	8	Perazzini - Cioci	30.733	23	Jonathan Hui	41.334	555	Hamaguchi - Liuzzi	35.800	5	555	Hamaguchi - Liuzzi	1'47.892	1'48.044	5		
6	23	Jonathan Hui	30.756	555	Hamaguchi - Liuzzi	41.365	8	Perazzini - Cioci	35.943	6	23	Jonathan Hui	1'48.064	1'48.179	6		
7	11	Liberati - Kang	30.971	11	Liberati - Kang	41.774	23	Jonathan Hui	35.974	7	11	Liberati - Kang	1'48.522	1'48.743	7		
8	103	Bouverg - Kronh	31.461	103	Bouverg - Kronh	42.404	12	Deborah Mayer	37.004	8	103	Bouverg - Kronh	1'50.922	1'51.043	8		
9	12	Deborah Mayer	31.529	12	Deborah Mayer	42.960	103	Bouverg - Kronh	37.057	9	12	Deborah Mayer	1'51.493	1'51.493	9		
10	43	Philip Morin	31.827	43	Philip Morin	43.086	43	Philip Morin	37.067	10	43	Philip Morin	1'51.980	1'52.491	10		
11	14	Claudio Schiavoni	32.093	14	Claudio Schiavoni	43.513	14	Claudio Schiavoni	37.917	11	14	Claudio Schiavoni	1'53.523	1'53.734	11		
12	25	Dunbar - Mowlem	33.270	46	Grimes - Mowlem	44.694	46	Grimes - Mowlem	38.190	12	46	Grimes - Mowlem	1'56.238	1'56.402	12		
13	46	Grimes - Mowlem	33.354	25	Dunbar - Mowlem	44.861	77	Pavel Strukov	39.368	13	25	Dunbar - Mowlem	1'57.505	1'57.989	13		
14	15	Peter Goerke	33.629	15	Peter Goerke	45.349	25	Dunbar - Mowlem	39.374	14	15	Peter Goerke	1'58.516	1'59.400	14		
15	77	Pavel Strukov	33.699	77	Pavel Strukov	45.707	15	Peter Goerke	39.538	15	77	Pavel Strukov	1'58.774	1'59.755	15		
16	89	Heh - Caldani	34.456	89	Heh - Caldani	47.749	89	Heh - Caldani	40.932	16	89	Heh - Caldani	2'03.137	2'04.833	16		



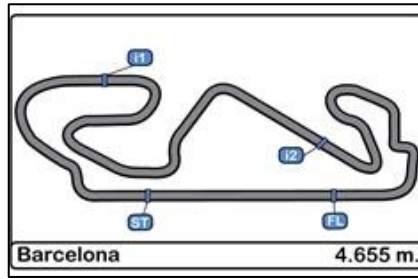
Circuito de Catalunya
Winter Series Barcelona
Free practice - 3

Best Top Speeds

17/02/2017

Ord.	Nº	Entrant / Team	Nat.	Driver	Nat.	St.	Driver 2	Nat.	St.	Vehicle	Cat.	Cla.	Top 1		Top 2		Top 3		Top 4		Top 5		Avg.
													Km/h	Lap	Km/h	Lap	Km/h	Lap	Km/h	Lap	Km/h	Lap	
1	23	Stile F Squadra Corse	SMR	Jonathan Hui	HKG	Bronze				Ferrari 458 GT3	AM	1º	266.667	14	266.010	11	266.010	12	266.010	10	265.356	4	266.011
2	11	Raton Racing	ITA	Edoardo Liberati	ITA	Silver	Link Kang	CHN	Silver	Lamborghini Huracan GT3	PRO	1º	265.356	16	264.706	19	264.059	3	264.059	6	264.059	11	264.448
3	15	Kessel Racing	CHE	Peter Goerke	CHE	Bronze				Ferrari 458 Challenge			263.415	13	263.415	11	263.415	12	262.774	9	261.501	10	262.904
4	555	FFF Racing Team by ACM	CHN	Hiroshi Hamaguchi	JPN	Bronze	Vitantonio Liuzzi	ITA	Platinum	Lamborghini Huracan GT3	PROAM	1º	263.415	14	262.774	4	262.774	5	262.774	12	262.774	13	262.902
5	4	RACE	ESP	Jesse Kronh			Marcio Basso			BMW M6 GT3			262.136	6	261.501	20	261.501	21	260.870	5	260.241	3	261.250
6	5	SF Racing	CHN	Fu Songyang	CHN	Bronze	Andrea Caldarelli	ITA	Gold	Ferrari 488 GT3	PROAM	2º	261.501	15	261.501	21	261.501	20	260.870	18	259.615	17	260.998
7	8	AF Corse	ITA	Piergiuseppe Perazzini	ITA	Bronze	Marco Cioci	ITA	Gold	Ferrari 488 GT3	PROAM	3º	261.501	19	260.870	9	260.870	16	260.241	2	260.241	17	260.744
8	12	Kessel Racing	CHE	Deborah Mayer	FRA	Bronze				Ferrari 458 GT3	AM	2º	260.241	13	258.993	12	257.756	11	255.319	4	254.717	3	257.405
9	25	FF Corse	GBR	Ivor Dunbar	GBR	Bronze	Johnny Mowlem	GBR	Gold	Ferrari 488 GT3	PROAM	4º	258.993	14	258.373	13	257.757	11	257.143	3	257.143	9	257.882
10	10	Jordan Racing	GBR	Jordan Witt	GBR		David Witt	GBR		Bentley GT3			258.373	4	257.757	6	257.756	3	257.756	5	257.756	16	257.880
11	14	Kessel Racing	CHE	Claudio Schiavoni	ITA	Bronze				Ferrari 458 GT3	AM	3º	258.373	19	257.756	21	257.143	20	257.143	17	257.143	18	257.512
12	43	PRO GT by Philippe Almeras	FRA	Philip Morin	SWE					Porsche 991 GT3 Cup			258.373	10	257.757	4	257.757	8	257.757	9	257.756	5	257.880
13	89	Spirit of Race	CHE	Peter Heh	SGP		Nicola Caldani	ITA		Ferrari 458 Challenge			257.757	7	257.757	14	257.756	8	256.532	5	256.532	6	257.267
14	103	RACE	ESP	Victor Bouverg			Jesse Kronh			BMW M6 GT3			256.532	4	255.924	6	255.924	3	255.319	5	255.319	7	255.804
15	77	Stile F Squadra Corse	SMR	Jonathan Hui	RUS	Bronze				Ferrari 458 GT3	AM	4º	255.924	3	253.521	7	252.336	4	250.580	6	247.706	5	252.014
16	46	FF Corse	GBR	Bonany Grimes	GBR	Bronze	Johnny Mowlem	GBR	Gold	Ferrari 458 Challenge			252.927	5	252.927	13	252.927	14	252.927	18	251.748	9	252.692



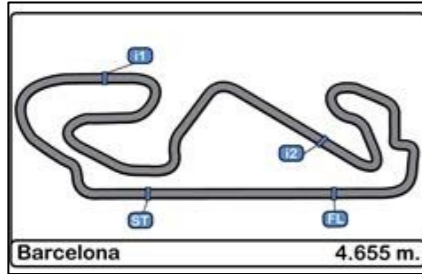


Circuito de Catalunya
Winter Series Barcelona
Free practice - 3

Fastest Lap Sequence

17/02/2017

<u>Time of Day</u>	<u>Session Time</u>	<u>Nº</u>	<u>Entrant / Team</u>	<u>Nat.</u>	<u>Driver</u>	<u>Nat.</u>	<u>St.</u>	<u>Driver_2</u>	<u>Nat.</u>	<u>St.</u>	<u>Vehicle</u>	<u>Cat.</u>	<u>Time</u>	<u>Km/h</u>	<u>Lap</u>
14:28'43.127	3'36.756	4	RACE	ESP	Jesse Kronh			Marcio Basso			BMW M6 GT3		1'46.072	157.987	2

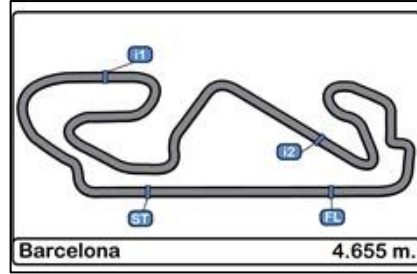


Circuito de Catalunya Winter Series Barcelona

Event Maximum Speed

17/02/2017

Ord.	Nº	Entrant / Team	Nat.	Driver	Nat.	St.	Driver_2	Nat.	St.	Vehicle	Cat.	Cla.	Km/h	Lap	Session
1	11	Raton Racing	ITA	Edoardo Liberati	ITA	Silver	Link Kang	CHN	Silver	Lamborghini Huracan GT3	PRO	1º	267.327	13	Free practice - 1
2	23	Stile F Squadra Corse	SMR	Jonathan Hui	HKG	Bronze				Ferrari 458 GT3	AM	1º	266.667	14	Free practice - 3
3	15	Kessel Racing	CHE	Peter Goerke	CHE	Bronze				Ferrari 458 Challenge			264.706	4	Free practice - 1
4	555	FFF Racing Team by ACM	CHN	Hiroshi Hamaguchi	JPN	Bronze	Vitantonio Liuzzi	ITA	Platinum	Lamborghini Huracan GT3	PROAM	1º	264.706	12	Free practice - 1
5	25	FF Corse	GBR	Ivor Dunbar	GBR	Bronze	Johnny Mowlem	GBR	Gold	Ferrari 488 GT3	PROAM	2º	264.059	9	Free practice - 2
6	5	SF Racing	CHN	Fu Songyang	CHN	Bronze	Andrea Caldarelli	ITA	Gold	Ferrari 488 GT3	PROAM	3º	263.415	11	Free practice - 1
7	8	AF Corse	ITA	Piergiuseppe Perazzini	ITA	Bronze	Marco Cioci	ITA	Gold	Ferrari 488 GT3	PROAM	4º	263.415	16	Free practice - 1
8	4	RACE	ESP	Jesse Kronh			Marcio Basso			BMW M6 GT3			262.136	9	Free practice - 1
9	9	Spirit of Race	CHE	Motoaki Ishikawa	JPN	Bronze	Olivier Beretta	ITA	Gold	Ferrari 488 GT3	PROAM	5º	262.136	17	Free practice - 1
10	14	Kessel Racing	CHE	Claudio Schiavoni	ITA	Bronze				Ferrari 458 GT3	AM	2º	261.502	3	Free practice - 1
11	12	Kessel Racing	CHE	Deborah Mayer	FRA	Bronze				Ferrari 458 GT3	AM	3º	260.241	13	Free practice - 3
12	10	Jordan Racing	GBR	Jordan Witt	GBR		David Witt	GBR		Bentley GT3			259.616	21	Free practice - 1
13	43	PRO GT by Philippe Almeras	FRA	Philip Morin	SWE					Porsche 991 GT3 Cup			259.616	4	Free practice - 2
14	16	Drivex School	ESP	Marcelo Hahn	BRA		Allam Khodair	BRA		Audi R8 LMS Ultra			258.993	6	Free practice - 1
15	89	Spirit of Race	CHE	Peter Heh	SGP		Nicola Caldani	ITA		Ferrari 458 Challenge			258.374	5	Free practice - 1
16	103	RACE	ESP	Victor Bouverg			Jesse Kronh			BMW M6 GT3			256.533	4	Free practice - 3
17	77	Stile F Squadra Corse	SMR	Jonathan Hui	RUS	Bronze				Ferrari 458 GT3	AM	4º	255.925	3	Free practice - 3
18	666	Stile F Squadra Corse	SMR	Yoshiki Ohmura	CHE	Bronze	Alex Palou	ESP	Silver	Ferrari 458 GT2			255.925	2	Free practice - 1
19	46	FF Corse	GBR	Bonany Grimes	GBR	Bronze	Johnny Mowlem	GBR	Gold	Ferrari 458 Challenge			252.928	5	Free practice - 3

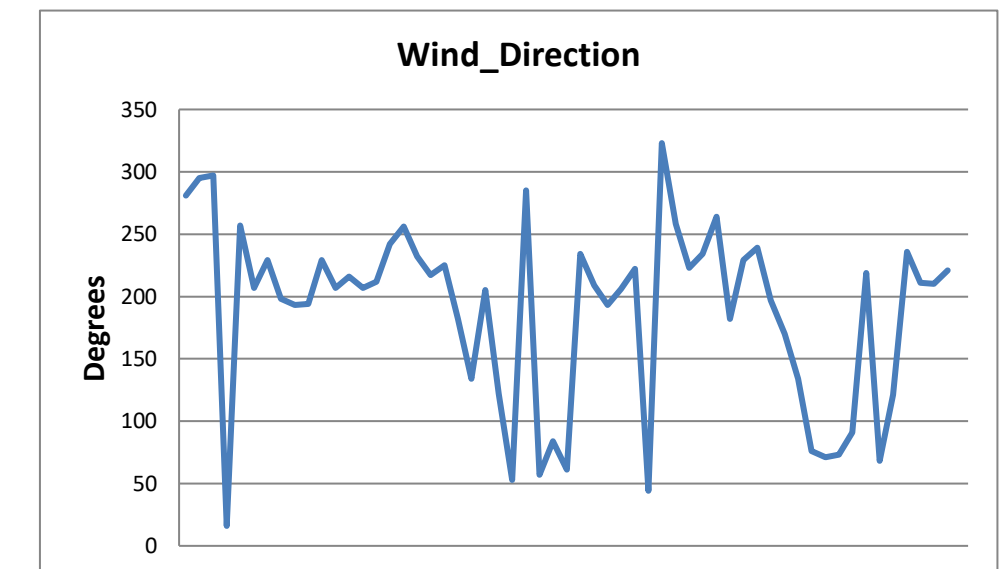
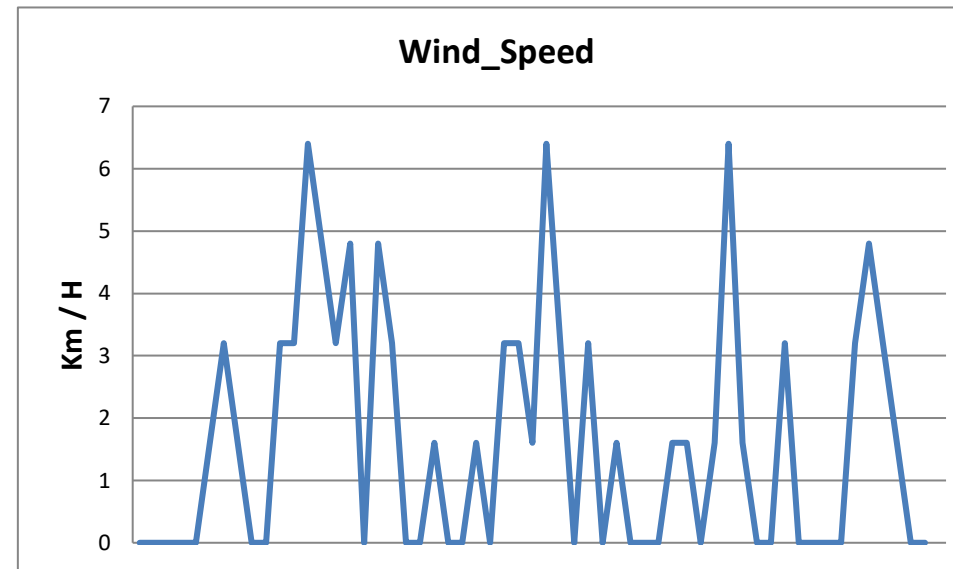
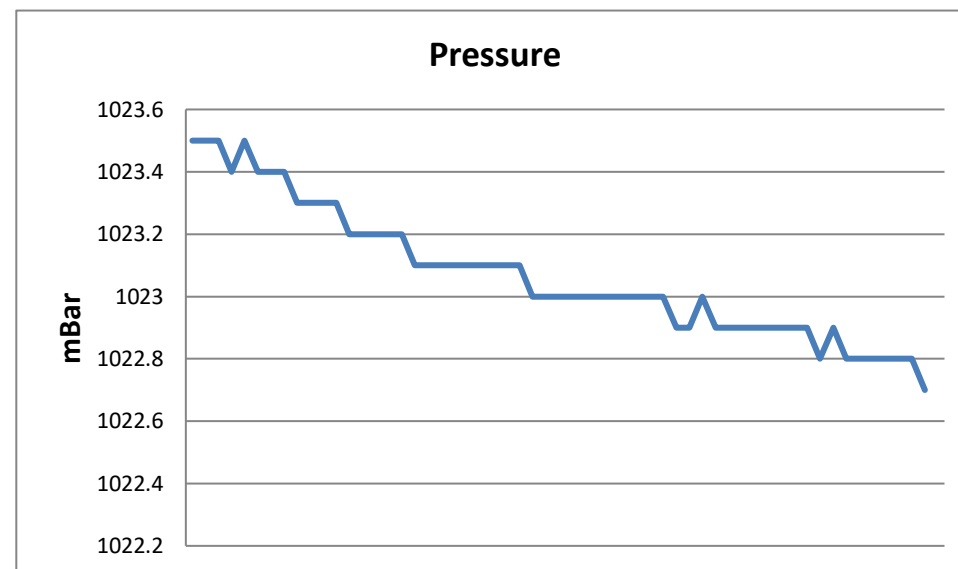
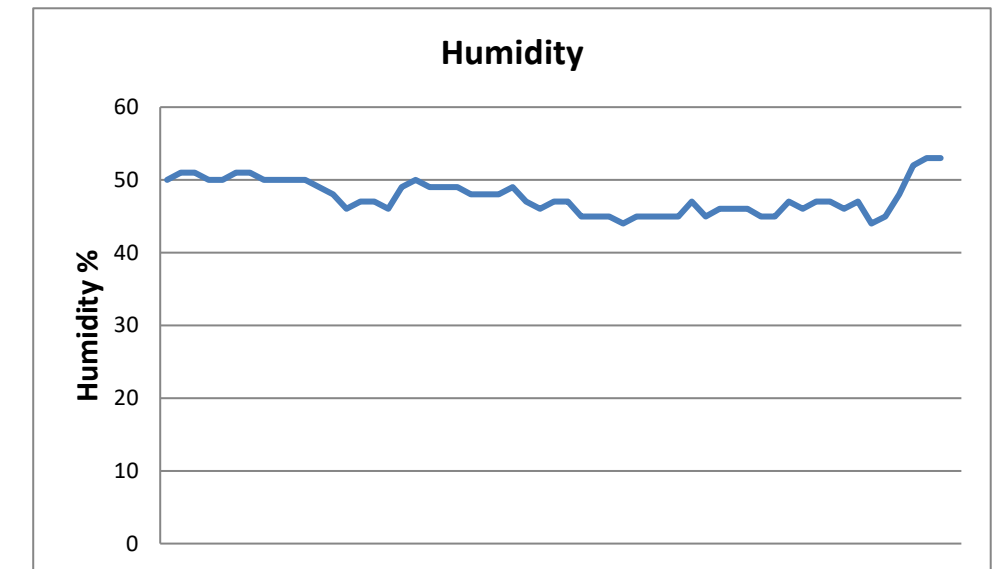
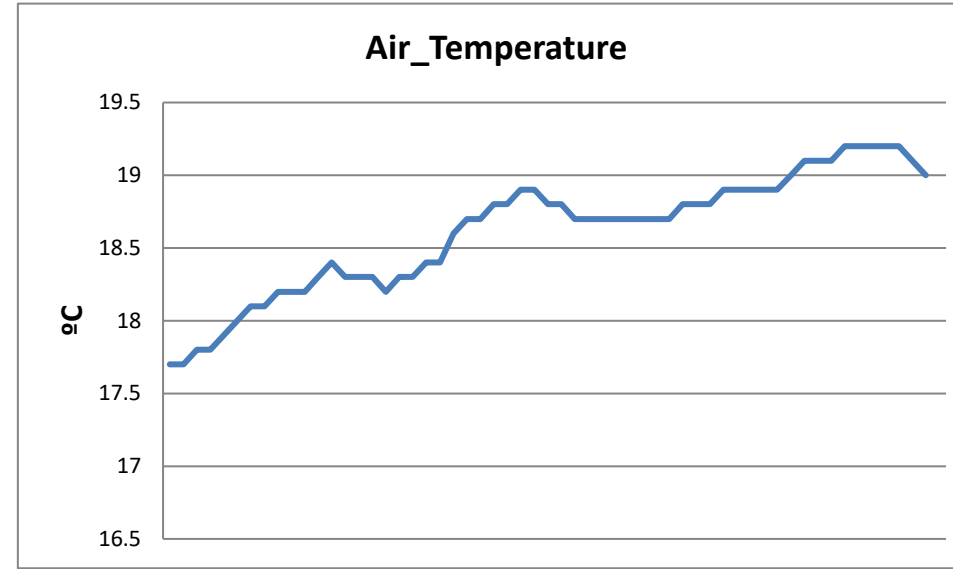
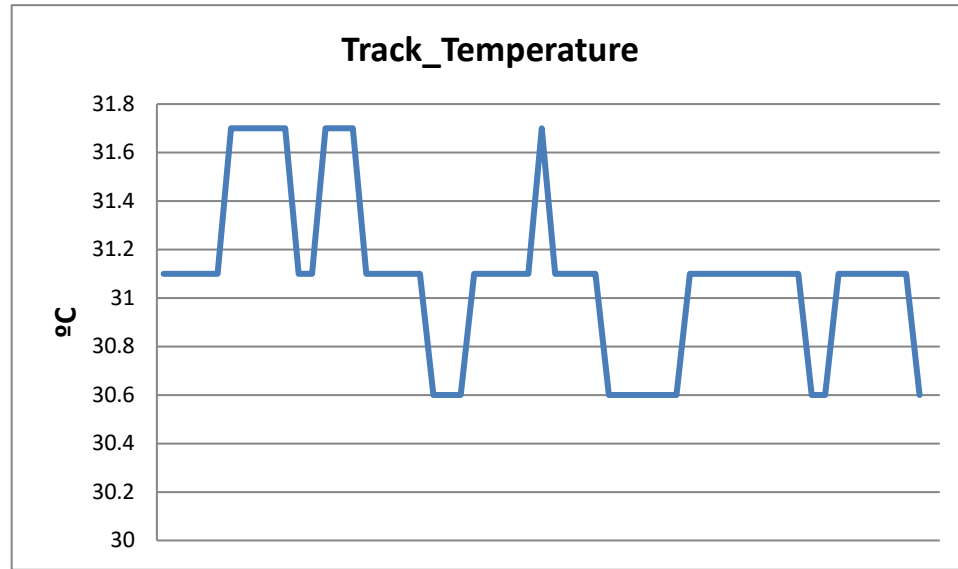


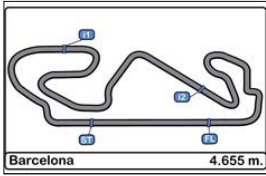
Circuito de Catalunya
Winter Series Barcelona
Free practice - 3

WEATHER REPORT

17/02/2017

Track Status DRY





**Circuito de Catalunya
Winter Series Barcelona**

PRIVATE 1 - 3 COMBINED TESTS RESULTS

17/02/2017

Ord.	Nº	Entrant / Team	Nat.	Driver	Nat.	St.	Driver 2	Nat.	St.	Vehicle	Cat.	Cl.	Laps	Laps1	BL1	Time-1	Laps2	BL2	Time-2	Laps	BL3	Time-3	Best	Km/h
1	5	SF Racing	CHN	Fu Songyang	CHN	Bronze	Andrea Caldarelli	ITA	Gold	Ferrari 488 GT3	PROAM	1°	51	23	11	1'45.819	7	6	1'54.889	21	20	1'46.379	1'45.819	158.365
2	555	FFF Racing Team by ACM	CHN	Hiroshi Hamaguchi	JPN	Bronze	Vitantonio Liuzzi	ITA	Platinum	Lamborghini Huracan GT3	PROAM	2°	52	21	8	1'48.650	11	8	1'45.945	20	19	1'48.044	1'45.945	158.176
3	4	RACE	ESP	Jesse Kronh			Marcio Basso			BMW M6 GT3			50	16	10	1'47.691	11	9	1'47.391	23	2	1'46.072	1'46.072	157.987
4	8	AF Corse	ITA	Piergiuseppe Perazzini	ITA	Bronze	Marco Cioci	ITA	Gold	Ferrari 488 GT3	PROAM	3°	50	25	10	1'46.190	5	3	1'49.190	20	19	1'47.869	1'46.190	157.811
5	10	Jordan Racing	GBR	Jordan Witt	GBR		David Witt	GBR		Bentley GT3			48	21	4	1'49.319	9	8	1'47.835	18	16	1'47.333	1'47.333	156.131
6	11	Raton Racing	ITA	Edoardo Liberati	ITA	Silver	Link Kang	CHN	Silver	Lamborghini Huracan GT3	PRO	1°	47	18	8	1'47.340	8	6	1'49.516	21	19	1'48.743	1'47.340	156.121
7	25	FF Corse	GBR	Ivor Dunbar	GBR	Bronze	Johnny Mowlem	GBR	Gold	Ferrari 488 GT3	PROAM	4°	49	17	15	1'57.794	11	8	1'47.667	21	16	1'57.989	1'47.667	155.647
8	23	Stile F Squadra Corse	SMR	Jonathan Hui	HKG	Bronze				Ferrari 458 GT3	AM	1°	48	19	7	1'50.103	9	9	1'53.360	20	12	1'48.179	1'48.179	154.910
9	14	Kessel Racing	CHE	Claudio Schiavoni	ITA	Bronze				Ferrari 458 GT3	AM	2°	44	15	3	1'48.557	8	2	1'51.489	21	16	1'53.734	1'48.557	154.371
10	16	Drivex School	ESP	Marcelo Hahn	BRA		Allam Khodair	BRA		Audi R8 LMS Ultra			10	10	6	1'50.655							1'50.655	151.444
11	43	PRO GT by Philippe Almeras	FRA	Philip Morin	SWE					Porsche 991 GT3 Cup			40	22	12	1'52.948	8	3	1'50.917	10	3	1'52.491	1'50.917	151.086
12	103	RACE	ESP	Victor Bouverg			Jesse Kronh			BMW M6 GT3			22							22	2	1'51.043	1'51.043	150.915
13	12	Kessel Racing	CHE	Deborah Mayer	FRA	Bronze				Ferrari 458 GT3	AM	3°	35	15	3	1'51.183	7	2	1'54.422	13	12	1'51.493	1'51.183	150.724
14	9	Spirit of Race	CHE	Motoaki Ishikawa	JPN	Bronze	Olivier Beretta	ITA	Gold	Ferrari 488 GT3	PROAM	5°	22	22	15	1'52.460							1'52.460	149.013
15	46	FF Corse	GBR	Bonany Grimes	GBR	Bronze	Johnny Mowlem	GBR	Gold	Ferrari 458 Challenge			47	19	7	1'55.303	10	4	1'59.008	18	14	1'56.402	1'55.303	145.339
16	15	Kessel Racing	CHE	Peter Goerke	CHE	Bronze				Ferrari 458 Challenge			33	12	3	1'56.144	7	6	2'02.817	14	13	1'59.400	1'56.144	144.286
17	77	Stile F Squadra Corse	SMR	Jonathan Hui	RUS	Bronze				Ferrari 458 GT3	AM	4°	7							7	5	1'59.755	1'59.755	139.936
18	89	Spirit of Race	CHE	Peter Heh	SGP		Nicola Caldani	ITA		Ferrari 458 Challenge			38	15	2	2'12.594	9	8	2'11.428	14	6	2'04.833	2'04.833	134.243
19	666	Stile F Squadra Corse	SMR	Yoshiki Ohmura	CHE	Bronze	Alex Palou	ESP	Silver	Ferrari 458 GT2			4	4	2	2'34.661							2'34.661	108.353

Published at:.....

Stewards:	Race Director:	Timekeeper:
------------------	-----------------------	------------------------

