

Professional Track Days 7-8-9 Marzo 2017

GT-Turismo-Sport - Classifica Prove Libere 6

Misano World Circuit 4.226 m

Miglior Giro: = 1'32.372 - 4,226 km - Media 164,699 km/h

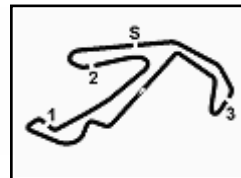
Num.	Conduuttore	Naz.	Scuderia	Auto	Classe	Tempo	Dist.	Rel.	Giri
1	84	HTP 84	HTP Motorsport	Mercedes	GT3	1'32.372			70
2	75	TEAM ISR	Igor Salaquadra	Audi R8 LMS	RGT	1'32.543	0.171	0.171	13
3	88	AKKA PRO	Akka ASP	Mercedes AMG 023	GT3	1'32.593	0.221	0.050	43
4	11b	BRONISZEWSKI-PICCINI	Kessel	Ferrari 458	GT3	1'32.622	0.250	0.029	44
5	59	STRAKKA 4	Strakka	McLaren 650S	GT3	1'33.039	0.667	0.417	57
6	12	OMBRA RACING	Ombra Racing	Lamborghini Huracan	GT3	1'33.047	0.675	0.008	38
7	39b	BHROMBHAKDI-VAN DAM	Kessel	Ferrari 458	GT3	1'33.270	0.898	0.223	65
8	58	STRAKKA 3	Strakka	McLaren 650S	GT3	1'33.607	1.235	0.337	46
9	85	HTP 85	HTP Motorsport	Mercedes	GT3	1'33.689	1.317	0.082	38
10	89	AKKA PRO-AM	Akka ASP	Mercedes AMG 089	GT3	1'33.782	1.410	0.093	52
11	333	MATTSCHULL-KEILWITZ	Rinaldi Racing	Ferrari 488	GT3	1'33.799	1.427	0.017	37
12	66	VSR ST	V.S.R.	Lamborghini	ST	1'33.840	1.468	0.041	27
13	2	ANTONELLI 1	Antonelli Motorsport	Lamborghini Huracan	GT3	1'33.848	1.476	0.008	81
14	6	VSR GT3	V.S.R.	Lamborghini	GT3	1'33.852	1.480	0.004	59
15	9	ANTONELLI 3	Antonelli Motorsport	Lamborghini Huracan	CUP	1'35.275	2.903	1.423	49
16	42b	STRAKKA 1	Strakka	McLaren 650S	GT3	1'35.408	3.036	0.133	33
17	23	THOMAS 23	Stile F Service	Ferrari 458	GT3	1'37.042	4.670	1.634	30
18	42	BAUMANN-BAUMANN	DB Motorsport	Mercedes AMG SLS	GT3	1'37.140	4.768	0.098	27
19	666	YOSHI 666	Stile F Service	Ferrari 458	GT3	1'37.446	5.074	0.306	25
20	3	NISSEN-ELGAARD	Massive Motorsport	Ford Mustang	TCR	1'43.158	10.786	5.712	19
21	13	VAN DER LINDEN-HOFER	Prosport Performance	Audi RS3 LMS	TCR	1'43.778	11.406	0.620	18
22	231	UMBRAESKU-PIANA	STS Racing	Porsche Cayman MR	GT4	1'44.213	11.841	0.435	34
23	8	JASPER-VINCENTS	STS Racing	Porsche Cayman MR	GT4	1'44.213	11.841		48
24	869	MOLLER-MADSEN-STRUWE	Prosport Performance	Porsche Cayman GT4 CS GT4	GT4	1'44.254	11.882	0.041	73

09/03/2017

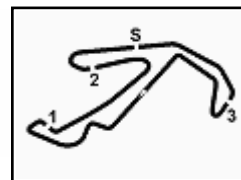
Inizio
12:57

Fine
17:02

Esposta alle:


Professional Track Days 7-8-9 Marzo 2017
GT-Turismo-Sport - Ideal Time Prove Libere 6

Num.	Conduttore	Auto	Seg. 1	Seg. 2	Seg. 3	Seg. 4	Seg. 5	Ideal Time	Tempo Ufficiale	Pos.	Diff.
1	11b BRONISZEWSKI-PICCINI	Ferrari 458	23.953	21.867	13.643	12.175	20.404	1'32.042	1'32.622	4	0.580
2	84 HTP 84	Mercedes	24.028	21.869	13.703	12.140	20.435	1'32.175	1'32.372	1	0.197
3	75 TEAM ISR	Audi R8 LMS	24.105	21.789	13.805	12.070	20.555	1'32.324	1'32.543	2	0.219
4	88 AKKA PRO	Mercedes AMG 023	24.056	22.052	13.749	12.080	20.490	1'32.427	1'32.593	3	0.166
5	59 STRAKKA 4	McLaren 650S	24.083	21.913	13.747	12.203	20.640	1'32.586	1'33.039	5	0.453
6	12 OMBRA RACING	Lamborghini Huracan	24.306	22.014	13.722	12.221	20.485	1'32.748	1'33.047	6	0.299
7	39b BHROMBHAKDI-VAN DAM	Ferrari 458	24.397	22.048	13.782	12.136	20.654	1'33.017	1'33.270	7	0.253
8	58 STRAKKA 3	McLaren 650S	24.446	22.043	13.696	12.329	20.730	1'33.244	1'33.607	8	0.363
9	89 AKKA PRO-AM	Mercedes AMG 089	24.412	22.183	13.796	12.170	20.736	1'33.297	1'33.782	10	0.485
10	85 HTP 85	Mercedes	24.542	22.055	13.789	12.253	20.676	1'33.315	1'33.689	9	0.374
11	333 MATTSCHULL-KEILWITZ	Ferrari 488	24.417	22.295	13.711	12.411	20.586	1'33.420	1'33.799	11	0.379
12	2 ANTONELLI 1	Lamborghini Huracan	24.641	22.154	13.734	12.207	20.705	1'33.441	1'33.848	13	0.407
13	66 VSR ST	Lamborghini	25.027	21.925	13.700	12.087	20.848	1'33.587	1'33.840	12	0.253
14	6 VSR GT3	Lamborghini	24.518	22.211	13.865	12.308	20.708	1'33.610	1'33.852	14	0.242
15	9 ANTONELLI 3	Lamborghini Huracan	25.302	22.311	13.769	12.348	21.206	1'34.936	1'35.275	15	0.339
16	42b STRAKKA 1	McLaren 650S	25.072	22.376	13.971	12.581	21.181	1'35.181	1'35.408	16	0.227
17	23 THOMAS 23	Ferrari 458	25.405	22.765	13.968	12.828	21.720	1'36.686	1'37.042	17	0.356
18	42 BAUMANN-BAUMANN	Mercedes AMG SLS	25.377	22.686	14.082	12.809	21.752	1'36.706	1'37.140	18	0.434
19	666 YOSHI 666	Ferrari 458	25.716	22.710	14.134	12.666	21.758	1'36.984	1'37.446	19	0.462
20	3 NISSEN-ELGAARD	Ford Mustang	27.111	24.175	14.847	14.054	22.921	1'43.108	1'43.158	20	0.050
21	13 VAN DER LINDEN-HOFER	Audi RS3 LMS	26.797	24.743	15.373	13.784	22.927	1'43.624	1'43.778	21	0.154
22	231 UMBRARESKU-PIANA	Porsche Cayman MR	27.123	24.705	15.216	13.733	22.968	1'43.745	1'44.213	22	0.468
23	869 MOLLER-MADSEN-STRUW	Porsche Cayman GT4 CS	26.915	24.781	15.264	13.713	23.141	1'43.814	1'44.254	24	0.440
24	8 JASPER-VINCENTS	Porsche Cayman MR	27.173	24.731	15.258	13.839	23.103	1'44.104	1'44.213	23	0.109
Ideal Time Assoluto			23.953	21.789	13.643	12.070	20.404	1'31.859			



Professional Track Days 7-8-9 Marzo 2017

GT-Turismo-Sport - Analisi Tempi Prove Libere 6

Misano World Circuit 4.226 m

Table with 10 columns: Lap, Time, Lap, Time, Lap, Time, Lap, Time, Lap, Time, Lap, Time, Lap, Time, Lap, Time, Lap, Time, Lap, Time, Lap, Time

8 JASPER-VINCENTS . (1'44.213)

Table with 10 columns: Giro, Seg. 1, Seg. 2, Seg. 3, Seg. 4, Seg. 5, T. Giro, km/h, Local Time

Table with 10 columns: Lap, Time, Lap, Time, Lap, Time, Lap, Time, Lap, Time, Lap, Time, Lap, Time, Lap, Time, Lap, Time, Lap, Time, Lap, Time

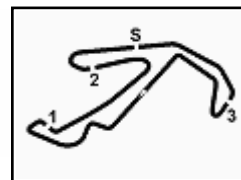
12 OMBRA RACING . (1'33.047)

Table with 10 columns: Giro, Seg. 1, Seg. 2, Seg. 3, Seg. 4, Seg. 5, T. Giro, km/h, Local Time

9 ANTONELLI 3 . (1'35.275)

Table with 10 columns: Giro, Seg. 1, Seg. 2, Seg. 3, Seg. 4, Seg. 5, T. Giro, km/h, Local Time

P = Box In/Out - C = Tempo Invalidato



Professional Track Days 7-8-9 Marzo 2017

GT-Turismo-Sport - Analisi Tempi Prove Libere 6

Misano World Circuit 4.226 m

Giro	Seg. 1	Seg. 2	Seg. 3	Seg. 4	Seg. 5	T. Giro	km/h	Local Time
31	24.897	22.282	13.870	12.325	20.737	1'34.111	218.2	16:45'27.947
32	24.772	22.294	13.940	12.411	4'35.374	5'48.791 P	218.6	16:51'16.738
33	34.255	22.444	14.034	12.464	20.893	1'44.090 P	217.3	16:53'00.828
34	24.821	22.298	14.052	12.461	20.986	1'34.618	217.3	16:54'35.446
35	24.608	22.306	14.011	12.447	20.787	1'34.159	219.1	16:56'09.605
36	24.750	22.165	13.934	12.447	20.676	1'33.972	218.2	16:57'43.577
37	24.781	22.190	14.025	12.410	20.740	1'34.146	218.6	16:59'17.723
38	24.639	22.196	14.057	12.372	20.823	1'34.087	218.6	17:00'51.810

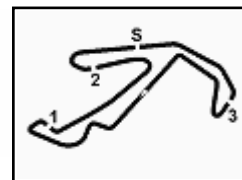
22	25.130	37.277	14.571	13.079	21.643	'51.700	216.4	15:46'42.579
23	25.273	22.732	14.101	13.530	25.405	'41.041	217.3	15:48'23.620
24	25.562	23.394	15.474	12.944	21.583	'38.957	218.2	15:50'02.577
25	25.475	22.633	14.165	12.714	21.571	'36.558	219.1	15:51'39.135
26	28.244	25.328	15.289	14.058	22.459	'45.378	200.4	15:53'24.513
27	25.709	22.737	14.171	12.701	21.487	'36.805	217.7	15:55'01.318
28	29.866	23.503	14.903	13.649	4'00.326	5'22.247 P	216.4	16:00'23.565
29	37.517	23.378	14.188	12.589	21.632	'49.304 P	217.3	16:02'12.869
30	24.826	22.748	14.091	12.345	20.932	'34.942	217.7	16:03'47.811
31	24.468	22.706	13.867	12.364	21.236	'34.641	218.2	16:05'22.452
32	24.702	22.471	13.796	12.288	20.971	'34.228	218.6	16:06'56.880
33	24.668	22.305	13.864	14.740	14'50.567	16'06.144 P	219.1	16:23'06.824
34	36.412	22.728	13.937	12.504	20.937	'46.518 P	217.3	16:24'49.344
35	24.451	22.563	13.911	12.188	20.881	'33.994	218.2	16:26'23.336
36	24.412	22.489	13.800	12.170	20.956	'33.827	218.6	16:27'57.163
37	24.681	22.666	13.889	12.274	20.932	'34.442	218.6	16:29'31.605
38	25.162	22.784	13.937	12.324	20.998	'35.205	219.5	16:31'06.810
39	24.519	22.183	13.822	12.297	21.009	'33.830	219.1	16:32'40.640
40	24.592	22.417	13.814	12.262	20.736	'33.821	220.0	16:34'14.461
41	24.506	22.349	13.822	12.200	20.905	'33.782	219.5	16:35'48.243
42	24.997	22.674	14.011	12.318	4'10.256	5'24.256 P	219.1	16:41'12.499
43	39.530	24.224	14.935	13.337	22.041	'54.067 P	214.7	16:43'06.566
44	26.192	23.042	14.170	12.901	22.141	'38.446	216.0	16:44'45.010
45	26.817	22.935	14.349	16.271	4'00.366	5'20.738 P	215.6	16:45'05.752
46	36.682	23.409	14.594	13.025	21.993	'49.703 P	215.1	16:51'55.453
47	25.644	22.803	14.163	13.173	21.964	'37.747	218.6	16:53'33.200
48	25.501	22.634	14.251	12.848	21.588	'36.822	216.9	16:55'10.022
49	25.395	22.696	14.351	12.686	21.756	'36.884	217.3	16:56'46.906
50	25.500	22.804	14.184	12.685	21.364	'36.537	218.2	16:58'23.443
51	25.292	22.785	14.383	12.769	21.729	'36.958	217.3	17:00'00.401
52	25.582	22.619	14.370	13.064	21.522	'37.157	216.9	17:01'37.558

Giro	Seg. 1	Seg. 2	Seg. 3	Seg. 4	Seg. 5	T. Giro	km/h	Local Time
231 UMBRAESKU-PIANA . (1'44.213)								
1	35.205	26.509	15.868	14.671	23.778	'56.031 P	193.9	14:52'21.801
2	27.252	24.885	15.424	13.876	24.679	'46.116	193.2	14:56'03.948
3	27.843	24.967	15.261	13.789	23.092	'44.952	194.6	14:57'48.900
4	27.150	24.776	15.216	13.748	6'41.337	8'02.227 P	195.3	15:05'51.127
5	34.912	25.459	15.456	14.006	23.083	'52.916 P	195.3	15:07'44.043
6	28.181	24.849	15.300	13.863	21'54.473	23'16.666 P	195.3	15:31'00.709
7	38.428	35.635	16.005	14.047	44.100	2'28.215 P	194.2	15:33'28.924
8	33.258	24.943	15.310	13.990	23.205	'50.706 P	194.6	15:35'19.630
9	27.591	24.786	15.270	13.733	23.134	'44.514	196.0	15:37'04.144
10	27.123	24.995	15.305	13.822	22.968	'44.213	194.9	15:38'48.357
11	27.248	24.943	15.360	13.991	22.975	'44.517	194.2	15:40'32.874
12	27.210	24.705	15.380	14.220	23.793	'45.308	194.2	15:42'18.182
13	27.384	24.756	15.427	15.296	25.243	'48.106	195.3	15:44'06.288
14	27.193	24.776	15.409	13.788	23.147	'44.313	194.2	15:45'50.601
15	27.331	24.788	15.402	14.001	7'39.517	9'01.039 P	194.2	15:54'51.640
16	33.973	27.098	18.728	14.865	24.455	'59.119 P	190.1	15:56'50.759
17	28.425	25.591	15.740	14.434	23.824	'48.014	193.9	15:58'38.773
18	28.940	25.001	15.540	14.331	23.780	'47.592	194.9	16:00'26.365
19	28.125	25.080	15.689	14.201	23.826	'46.921	193.9	16:02'13.286
20	27.988	25.391	15.526	14.357	23.418	'46.680	193.2	16:03'59.966
21	27.943	25.298	15.690	14.238	23.693	'46.862	194.9	16:05'46.828
22	27.943	25.358	15.692	14.475	23.596	'47.064	193.9	16:07'33.892
23	28.239	25.756	15.675	16.241	16'45.302	18'11.213 P	193.5	16:25'45.105
24	34.988	25.900	15.793	14.306	24.130	'55.117 P	194.2	16:27'40.222
25	28.681	25.678	15.529	14.302	23.914	'48.104	194.9	16:29'28.326
26	28.185	25.034	15.484	13.979	23.948	'46.630	194.2	16:31'14.956
27	27.726	24.986	15.634	14.079	23.636	'46.061	192.9	16:33'01.017
28	27.718	25.039	15.419	14.039	23.667	'45.882	194.9	16:34'46.899
29	27.539	25.241	15.540	14.153	23.680	'46.153	192.5	16:36'33.052
30	27.911	25.131	15.587	14.255	12'80.090	2'50.974 P	192.5	16:39'24.026
31	38.566	25.675	15.722	14.426	24.062	'58.451 P	193.2	16:41'22.477
32	28.029	26.203	16.172	14.170	7'04.660	8'29.234 P	193.9	16:49'51.711
33	36.072	38.197	22.181	22.341	25.271	2'24.062 P	193.2	16:52'15.773
34	27.573	25.079	15.362	13.883	4'25.031	5'46.928 P	193.9	16:58'02.701

Giro	Seg. 1	Seg. 2	Seg. 3	Seg. 4	Seg. 5	T. Giro	km/h	Local Time
333 MATSCHULL-KEILWITZ . (1'33.799)								
1	32.614	24.698	14.502	14.254	22.422	'48.490 P	215.1	13:39'07.785
2	25.316	23.132	13.980	14.253	23.484	'40.165	218.2	13:40'47.950
3	25.164	23.133	14.013	12.695	21.661	'36.666	218.2	13:42'24.616
4	25.004	22.864	14.014	14.421	20.586	'613.470 P	206.5	13:48'38.086
5	30.985	24.804	14.127	14.421	20.586	'44.923 P	216.9	13:50'23.009
6	24.871	22.635	13.899	13.889	13.889	'35.450	218.6	13:51'58.459
7	25.326	22.775	14.077			'36.076	218.6	13:53'34.535

P = Box In/Out - C = Tempo Invalidato

Professional Track Days 7-8-9 Marzo 2017
GT-Turismo-Sport - Analisi Tempi Prove Libere 6



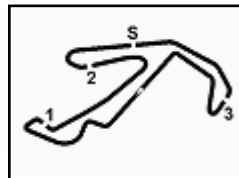
Misano World Circuit 4.226 m

32	25.388	22.744	14.169			1'36.242	217.3	16:42'32.623
33	25.229	22.376	14.235			1'35.515	217.3	16:44'08.138

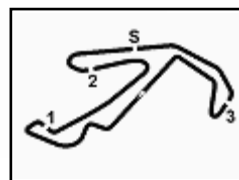
74 TEAM ISR .

Giro	Seg. 1	Seg. 2	Seg. 3	Seg. 4	Seg. 5	T. Giro	km/h	Local Time
								14:12'13.775
1	35.276	22.537	14.064	12.528	21.054	1'45.459 P	216.4	14:13'59.234
2	24.851	22.227	13.893	12.364	1'14.553	2'27.888 P	217.7	14:16'27.122
3	36.280	22.579	14.105	12.300	21.254	1'46.518 P	216.4	14:18'13.640
4	24.768	22.156	14.023	12.243	1'18.737	2'31.927 P	217.7	14:20'45.567
5	34.542	22.336	14.094	12.312	20.860	1'44.144 P	217.7	14:22'29.711
6	24.822	22.207	13.939	12.264	3'03.534	4'16.766 P	217.7	14:26'46.477
7	34.751	22.588	14.301	12.257	21.191	1'45.088 P	216.0	14:28'31.565
8	24.774	22.243	14.066	12.394	2'00.125	3'13.602 P	216.9	14:31'45.167
9	34.714	22.303	14.063	12.288	20.726	1'44.094 P	216.9	14:33'29.261
10	24.509	22.155	13.943	12.248	1'08.542	2'21.397 P	217.7	14:35'50.658
11	34.501	22.606	14.179	12.325	21.284	1'44.895 P	216.9	14:37'35.553
12	24.995	22.148	14.060	12.430	1'14.282	2'27.915 P	216.9	14:40'03.468
13	34.644	22.287	13.986	12.318	20.812	1'44.047 P	216.4	14:41'47.515
14	24.726	22.478	13.954	12.355	1'12.135	2'25.648 P	218.6	14:44'13.163
15	34.236	22.662	13.979	12.259	20.995	1'44.131 P	217.7	14:45'57.294

P = Box In/Out - C = Tempo Invalidato



Num.	Conduattore	Naz.	Concorrente	Scuderia	Auto	Classe	Sess. 1	Sess. 2	Tempo	Dist.	Rel.	Giri
1	84	HTP	84	HTP Motorsport	Mercedes	GT3	1'32.428	1'32.372	1'32.372			159
2	75	TEAM	ISR	Igor Salaquadra	Audi R8 LMS	RGT	1'33.024	1'32.543	1'32.543	0.171	0.171	66
3	333	MATTSCHELL-KEILWIT		Rinaldi Racing	Ferrari 488	GT3	1'32.584	1'33.799	1'32.584	0.212	0.041	85
4	88	AKKA	PRO	Akka ASP	Mercedes AMG 023	GT3	1'32.773	1'32.593	1'32.593	0.221	0.009	125
5	11b	BRONISZEWSKI-PICCIN		Kessel	Ferrari 458	GT3	1'33.057	1'32.622	1'32.622	0.250	0.029	128
6	59	STRAKKA	4	Strakka	McLaren 650S	GT3	1'33.417	1'33.039	1'33.039	0.667	0.417	122
7	12	OMBRA RACING		Ombra Racing	Lamborghini Huracan	GT3	1'33.356	1'33.047	1'33.047	0.675	0.008	91
8	39b	BHROMBHAKDI-VAN D		Kessel	Ferrari 458	GT3	1'33.099	1'33.270	1'33.099	0.727	0.052	114
9	2	ANTONELLI	1	Antonelli Motorsport	Lamborghini Huracan	GT3	1'33.158	1'33.848	1'33.158	0.786	0.059	141
10	42b	STRAKKA	1	Strakka	McLaren 650S	GT3	1'33.212	1'35.408	1'33.212	0.840	0.054	96
11	89	AKKA	PRO-AM	Akka ASP	Mercedes AMG 089	GT3	1'33.438	1'33.782	1'33.438	1.066	0.226	126
12	58	STRAKKA	3	Strakka	McLaren 650S	GT3	1'33.516	1'33.607	1'33.516	1.144	0.078	110
13	85	HTP	85	HTP Motorsport	Mercedes	GT3	1'34.207	1'33.689	1'33.689	1.317	0.173	49
14	74	TEAM	ISR	Igor Salaquadra	Audi R8 LMS	RGT	1'33.826		1'33.826	1.454	0.137	27
15	66	VSR	ST	V.S.R.	Lamborghini	ST	1'34.615	1'33.840	1'33.840	1.468	0.014	77
16	6	VSR	GT3	V.S.R.	Lamborghini	GT3	1'36.197	1'33.852	1'33.852	1.480	0.012	96
17	22	WEIB-KAINZ-KRUMBAC		Rinaldi Racing	Ferrari 488	GT3	1'35.260		1'35.260	2.888	1.408	70
18	9	ANTONELLI	3	Antonelli Motorsport	Lamborghini Huracan	CUP	1'37.070	1'35.275	1'35.275	2.903	0.015	68
19	42	BAUMANN-BAUMANN		DB Motorsport	Mercedes AMG SLS	GT3	1'36.394	1'37.140	1'36.394	4.022	1.119	88
20	666	YOSHI	666	Stile F Service	Ferrari 458	GT3	1'36.913	1'37.446	1'36.913	4.541	0.519	69
21	23	THOMAS	23	Stile F Service	Ferrari 458	GT3	1'38.290	1'37.042	1'37.042	4.670	0.129	81
22	4	ANTONELLI	2	Antonelli Motorsport	Lamborghini Huracan	CUP	1'38.075		1'38.075	5.703	1.033	33
23	206	ANDREE	Ulli	LMS Engineering	Audi TT-RS		1'40.227		1'40.227	7.855	2.152	38
24	13	VAN DER LINDEN-HOFE		Prosport Performance	Audi RS3 LMS	TCR	1'42.989	1'43.778	1'42.989	10.617	2.762	51
25	3	NISSEN-ELGAARD		Massive Motorsport	Ford Mustang	TCR	1'43.290	1'43.158	1'43.158	10.786	0.169	55
26	231	UMBRAESKU-PIANA		STS Racing	Porsche Cayman MR	GT4	1'43.478	1'44.213	1'43.478	11.106	0.320	88
27	869	MOLLER-MADSEN-STR		Prosport Performance	Porsche Cayman GT4 CS	GT4	1'43.745	1'44.254	1'43.745	11.373	0.267	138
28	8	JASPER-VINCENTS		STS Racing	Porsche Cayman MR	GT4	1'45.956	1'44.213	1'44.213	11.841	0.468	111
29	803	ANDREE-LAUTHER		LMS Engineering	Audi RS3	TCR	1'44.935		1'44.935	12.563	0.722	12



Professional Track Days 7-8-9 Marzo 2017

GT-Turismo-Sport - Velocità Prove Libere 6

Misano World Circuit 4.226 m

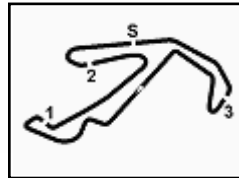
Miglior Giro

1	84 HTP 84	Mercedes	1'32.372
2	75 TEAM ISR	Audi R8 LMS	1'32.543
3	88 AKKA PRO	Mercedes AMG 023	1'32.593
4	11b BRONISZEWSKI-PICCINI	Ferrari 458	1'32.622
5	59 STRAKKA 4	McLaren 650S	1'33.039
6	12 OMBRA RACING	Lamborghini Huracan	1'33.047
7	39b BHROMBHAKDI-VAN DAM	Ferrari 458	1'33.270
8	58 STRAKKA 3	McLaren 650S	1'33.607
9	85 HTP 85	Mercedes	1'33.689
10	89 AKKA PRO-AM	Mercedes AMG 089	1'33.782
11	333 MATTSCHULL-KEILWITZ	Ferrari 488	1'33.799
12	66 VSR ST	Lamborghini	1'33.840
13	2 ANTONELLI 1	Lamborghini Huracan	1'33.848
14	6 VSR GT3	Lamborghini	1'33.852
15	9 ANTONELLI 3	Lamborghini Huracan	1'35.275
16	42b STRAKKA 1	McLaren 650S	1'35.408
17	23 THOMAS 23	Ferrari 458	1'37.042
18	42 BAUMANN-BAUMANN	Mercedes AMG SLS	1'37.140
19	666 YOSHI 666	Ferrari 458	1'37.446
20	3 NISSEN-ELGAARD	Ford Mustang	1'43.158
21	13 VAN DER LINDEN-HOFER	Audi RS3 LMS	1'43.778
22	231 UMBRAESKU-PIANA	Porsche Cayman MR	1'44.213
23	8 JASPER-VINCENTS	Porsche Cayman MR	1'44.213
24	869 MOLLER-MADSEN-STRUWE	Porsche Cayman GT4 CS	1'44.254

Velocità

1	66 VSR ST	Lamborghini	230.3
2	9 ANTONELLI 3	Lamborghini Huracan	229.8
3	23 THOMAS 23	Ferrari 458	223.1
4	2 ANTONELLI 1	Lamborghini Huracan	222.7
5	42 BAUMANN-BAUMANN	Mercedes AMG SLS	222.7
6	333 MATTSCHULL-KEILWITZ	Ferrari 488	221.3
7	666 YOSHI 666	Ferrari 458	220.9
8	11b BRONISZEWSKI-PICCINI	Ferrari 458	220.9
9	75 TEAM ISR	Audi R8 LMS	220.4
10	39b BHROMBHAKDI-VAN DAM	Ferrari 458	220.0
11	89 AKKA PRO-AM	Mercedes AMG 089	220.0
12	12 OMBRA RACING	Lamborghini Huracan	219.5
13	85 HTP 85	Mercedes	219.5
14	84 HTP 84	Mercedes	219.5
15	88 AKKA PRO	Mercedes AMG 023	219.1
16	74 TEAM ISR	Audi R8 LMS	218.6
17	42b STRAKKA 1	McLaren 650S	218.2
18	59 STRAKKA 4	McLaren 650S	218.2
19	58 STRAKKA 3	McLaren 650S	217.7
20	6 VSR GT3	Lamborghini	217.3
21	3 NISSEN-ELGAARD	Ford Mustang	213.0
22	8 JASPER-VINCENTS	Porsche Cayman MR	197.1
23	869 MOLLER-MADSEN-STRUWE	Porsche Cayman GT4 CS	196.7
24	13 VAN DER LINDEN-HOFER	Audi RS3 LMS	196.4
25	231 UMBRAESKU-PIANA	Porsche Cayman MR	196.0

Seg. 1		Seg. 2		Seg. 3		Seg. 4		Seg. 5						
1	11b BRONISZEWSKI	23.953	1	75 TEAM ISR	21.789	1	11b BRONISZEWSKI	13.643	1	75 TEAM ISR	12.070	1	11b BRONISZEWSKI	20.404
2	84 HTP 84	24.028	2	11b BRONISZEWSKI	21.867	2	58 STRAKKA 3	13.696	2	88 AKKA PRO	12.080	2	84 HTP 84	20.435
3	88 AKKA PRO	24.056	3	84 HTP 84	21.869	3	66 VSR ST	13.700	3	66 VSR ST	12.087	3	12 OMBRA RACING	20.485
4	59 STRAKKA 4	24.083	4	59 STRAKKA 4	21.913	4	84 HTP 84	13.703	4	39b BHROMBHAKDI	12.136	4	88 AKKA PRO	20.490
5	75 TEAM ISR	24.105	5	66 VSR ST	21.925	5	333 MATTSCHULL-K	13.711	5	84 HTP 84	12.140	5	75 TEAM ISR	20.555
6	12 OMBRA RACING	24.306	6	12 OMBRA RACING	22.014	6	12 OMBRA RACING	13.722	6	89 AKKA PRO-AM	12.170	6	333 MATTSCHULL-K	20.586
7	39b BHROMBHAKDI	24.397	7	58 STRAKKA 3	22.043	7	2 ANTONELLI 1	13.734	7	11b BRONISZEWSKI	12.175	7	59 STRAKKA 4	20.640
8	89 AKKA PRO-AM	24.412	8	39b BHROMBHAKDI	22.048	8	59 STRAKKA 4	13.747	8	74 TEAM ISR	12.178	8	39b BHROMBHAKDI	20.654
9	333 MATTSCHULL-K	24.417	9	88 AKKA PRO	22.052	9	88 AKKA PRO	13.749	9	59 STRAKKA 4	12.203	9	85 HTP 85	20.676
10	58 STRAKKA 3	24.446	10	85 HTP 85	22.055	10	9 ANTONELLI 3	13.769	10	2 ANTONELLI 1	12.207	10	2 ANTONELLI 1	20.705
11	74 TEAM ISR	24.509	11	74 TEAM ISR	22.117	11	39b BHROMBHAKDI	13.782	11	12 OMBRA RACING	12.221	11	6 VSR GT3	20.708
12	6 VSR GT3	24.518	12	2 ANTONELLI 1	22.154	12	85 HTP 85	13.789	12	85 HTP 85	12.253	12	74 TEAM ISR	20.726
13	85 HTP 85	24.542	13	89 AKKA PRO-AM	22.183	13	89 AKKA PRO-AM	13.796	13	6 VSR GT3	12.308	13	58 STRAKKA 3	20.730
14	2 ANTONELLI 1	24.641	14	6 VSR GT3	22.211	14	75 TEAM ISR	13.805	14	58 STRAKKA 3	12.329	14	89 AKKA PRO-AM	20.736
15	66 VSR ST	25.027	15	333 MATTSCHULL-K	22.295	15	6 VSR GT3	13.865	15	9 ANTONELLI 3	12.348	15	66 VSR ST	20.848
16	42b STRAKKA 1	25.072	16	9 ANTONELLI 3	22.311	16	74 TEAM ISR	13.893	16	333 MATTSCHULL-K	12.411	16	42b STRAKKA 1	21.181
17	9 ANTONELLI 3	25.302	17	42b STRAKKA 1	22.376	17	23 THOMAS 23	13.968	17	42b STRAKKA 1	12.581	17	9 ANTONELLI 3	21.206
18	42 BAUMANN-BAU	25.377	18	42 BAUMANN-BAU	22.686	18	42b STRAKKA 1	13.971	18	666 YOSHI 666	12.666	18	23 THOMAS 23	21.720
19	23 THOMAS 23	25.405	19	666 YOSHI 666	22.710	19	42 BAUMANN-BAU	14.082	19	42 BAUMANN-BAU	12.809	19	42 BAUMANN-BAU	21.752
20	666 YOSHI 666	25.716	20	23 THOMAS 23	22.765	20	666 YOSHI 666	14.134	20	23 THOMAS 23	12.828	20	666 YOSHI 666	21.758
21	13 VAN DER LINDE	26.797	21	3 NISSEN-ELGAAR	24.175	21	3 NISSEN-ELGAAR	14.847	21	869 MOLLER-MADSE	13.713	21	3 NISSEN-ELGAAR	22.921
22	869 MOLLER-MADSE	26.915	22	231 UMBRAESKU-P	24.705	22	231 UMBRAESKU-P	15.216	22	231 UMBRAESKU-P	13.733	22	13 VAN DER LINDE	22.927
23	3 NISSEN-ELGAAR	27.111	23	8 JASPER-VINCEN	24.731	23	8 JASPER-VINCEN	15.258	23	13 VAN DER LINDE	13.784	23	231 UMBRAESKU-P	22.968
24	231 UMBRAESKU-P	27.123	24	13 VAN DER LINDE	24.743	24	869 MOLLER-MADSE	15.264	24	8 JASPER-VINCEN	13.839	24	8 JASPER-VINCEN	23.103
25	8 JASPER-VINCEN	27.173	25	869 MOLLER-MADSE	24.781	25	13 VAN DER LINDE	15.373	25	3 NISSEN-ELGAAR	14.054	25	869 MOLLER-MADSE	23.141



Professional Track Days 7-8-9 Marzo 2017

GT-Turismo-Sport - Classifica Riepilogativa All Day

Misano World Circuit 4.226 m

Num.	Conditore	Team	Auto	Sess. 1	Sess. 2	Sess. 3	Tempo	Dist.	Giri
1	84 .	HTP 84	HTP Motorsport		Mercedes	1'32.993	1'32.372	1'32.372	278
2	88 .	AKKA PRO	Akka ASP		Mercedes AMG 023	1'32.537	1'32.593	1'32.537	0.165 182
3	89 .	AKKA PRO-AM	Akka ASP		Mercedes AMG 089	1'32.541	1'33.438	1'32.541	0.169 249
4	75 .	TEAM ISR	Igor Salaquadra		Audi R8 LMS	1'33.002	1'32.543	1'32.543	0.171 121
5	333 .	MATTSCHULL-KEILWITZ	Rinaldi Racing		Ferrari 488	1'33.046	1'32.584	1'32.584	0.212 178
6	11b .	BRONISZEWSKI-PICCIN	Kessel		Ferrari 458	1'33.312	1'32.622	1'32.622	0.250 214
7	85 .	HTP 85	HTP Motorsport		Mercedes	1'32.874	1'33.689	1'32.874	0.502 222
8	59 .	STRAKKA 4	Strakka		McLaren 650S	1'33.825	1'33.039	1'33.039	0.667 176
9	12 .	OMBRA RACING	Ombra Racing		Lamborghini Huracan		1'33.047	1'33.047	0.675 91
10	39 .	VENTURINI-ZAUGG-SPL	Attempto Racing	1'34.087	Lamborghini Huracan	1'33.053		1'33.053	0.681 175
11	42b .	STRAKKA 1	Strakka		McLaren 650S	1'33.057	1'33.212	1'33.057	0.685 205
12	7 .	SOULET-KANE	Bentley M-Sport	1'33.998	Bentley Continental	1'33.094		1'33.094	0.722 220
13	39b .	BHROMBHAKDI-VAN DA	Kessel		Ferrari 458	1'34.011	1'33.099	1'33.099	0.727 193
14	2 .	ANTONELLI 1	Antonelli Motorsport		Lamborghini Huracan	1'33.726	1'33.158	1'33.158	0.786 248
15	6 .	VSR GT3	V.S.R.	1'34.226	Lamborghini	1'33.246	1'33.852	1'33.246	0.874 236
16	48 M.	LANTING	AF Corse		Ferrari F488	1'33.467		1'33.467	1.095 75
17	58 .	STRAKKA 3	Strakka		McLaren 650S	1'33.613	1'33.516	1'33.516	1.144 250
18	74 .	TEAM ISR	Igor Salaquadra		Audi R8 LMS	1'33.647	1'33.826	1'33.647	1.275 87
19	66 .	VSR ST	V.S.R.		Lamborghini	1'35.599	1'33.840	1'33.840	1.468 126
20	44 .	STRAKKA 2	Strakka		McLaren 650S	1'33.843		1'33.843	1.471 54
21	51 C.	ULRICH	AF Corse	1'34.782	Ferrari F458			1'34.782	2.410 113
22	22 .	WEIB-KAINZ-KRUMBAC	Rinaldi Racing		Ferrari 488	1'35.757	1'35.260	1'35.260	2.888 196
23	9 .	ANTONELLI 3	Antonelli Motorsport		Lamborghini Huracan		1'35.275	1'35.275	2.903 68
24	7b L.	LUCCHINI	BMS Scuderia Italia	1'35.369	Ferrari 458			1'35.369	2.997 82
25	4 .	ANTONELLI 2	Antonelli Motorsport		Lamborghini Huracan	1'35.492	1'38.075	1'35.492	3.120 103
26	42 .	BAUMANN-BAUMANN	DB Motorsport		Mercedes AMG SLS	1'36.400	1'36.394	1'36.394	4.022 168
27	11c .	VANDIERENDONCK	Ombra Racing		Lamborghini Huracan	1'36.655		1'36.655	4.283 52
28	666 .	YOSHI 666	Stile F Service		Ferrari 458		1'36.913	1'36.913	4.541 69
29	23 .	THOMAS 23	Stile F Service		Ferrari 458		1'37.042	1'37.042	4.670 81
30	488 P.	VAN GLABEKE	AF Corse	1'38.714	Ferrari F488			1'38.714	6.342 48
31	206 U.	ANDREE	LMS Engineering		Audi TT-RS	1'40.274	1'40.227	1'40.227	7.855 72
32	11 .	TARGET 1	Target	1'42.671	Honda Civic			1'42.671	10.299 84
33	69 L.	SADUN	BMS Scuderia Italia	1'42.897	Porsche Cup GT3			1'42.897	10.525 49
34	13 .	VAN DER LINDEN-HOFE	Prosport Performance		Audi RS3 LMS	1'44.226	1'42.989	1'42.989	10.617 124
35	3 .	NISSEN-ELGAARD	Massive Motorsport	1'46.181	Ford Mustang		1'43.158	1'43.158	10.786 122
36	231 .	UMBRARESKU-PIANA	STS Racing		Porsche Cayman MR		1'43.478	1'43.478	11.106 88
37	25 L.	SOENEN	AF Corse	1'43.734	Ferrari F488			1'43.734	11.362 90
38	869 .	MOLLER-MADSEN-STRU	Prosport Performance		Porsche Cayman GT4 CS		1'43.745	1'43.745	11.373 138
39	111 .	TARGET 2	Target	1'43.801	AUDI RS3			1'43.801	11.429 100
40	8 .	JASPER-VINCENTS	STS Racing		Porsche Cayman MR		1'44.213	1'44.213	11.841 111
41	69 .	ROSSEL-VIEBAHN	Prosport Performance		Porsche Cayman GT4 CS	1'44.516		1'44.516	12.144 97
42	803 .	ANDREE-LAUTHER	LMS Engineering		Audi RS3	1'44.938	1'44.935	1'44.935	12.563 59
43	71 .	AF CORSE	AF Corse	1'47.480	Ferrari F458			1'47.480	15.108 62
44	26 .	CHRISTOPHER-ROMAIN	Sainteloc Racing	1'56.282	Audi R8 LMS MY16			1'56.282	23.910 6